Sheet List Table	
Sheet Number	Sheet Title
10.00.00	Drawing Register (Page 1)
10.00.01	Drawing Register (Page 2)
10.01.00	Batten Layout (600mm Centres)
10.01.01	Batten Layout (400mm Centres)
10.01.02	Panel Information
10.01.10	Isometric (600 Centers)
10.01.11	Isometric (400 Centers)
10.01.20	Isometric Cross Section
10.02.00	Foundation
10.02.01	Foundation with Drain - Option 1
10.02.02	Foundation with Drain - Option 2
10.02.03	Insulated Foundation - Option 1
10.02.04	Insulated Foundation - Option 2
10.02.08	Foundation EPS Block Detail
10.02.10	Recessed Foundation - Option 1
10.02.11	Recessed Foundation - Option 2
10.02.12	Recessed Foundation - Option 3
10.02.13	Recessed Foundation - Option 4
10.02.14	Recessed Foundation - Option 5
10.02.15	Recessed Foundation - Conc Block
10.02.20	Timber Foundation
10.02.40	Sub-Floor Foundation - Option 1
10.02.41	Sub-Floor Foundation - Option 2
10.02.42	Sub-Floor Foundation - Option 3
10.02.43	Sub-Floor Foundation - Option 4
10.02.44	Sub-Floor Foundation - Option 5
10.02.45	Sub-Floor Foundation - Option 6
10.02.46	Sub-Floor Foundation - Option 7
10.02.47	Sub-Floor Foundation - Option 8
10.02.50	Concrete Block Foundation
10.02.60	Maxraft Floor System - Option 1
10.02.70	Post Detail
10.03.00	External Corner
10.03.01	External Corner - 45 degrees
10.03.02	External Corner- Rounded
10.03.03	External Corner GIB Firewall
10.03.10	External Corner with Weatherboard - Option 1
10.03.11	External Corner with Weatherboard - Option 2
10.03.20	External Corner with Masonry Block - Option 1
10.03.21	External Corner with Masonry Block - Option 2
10.03.22	External Corner with Masonry Block - Option 3
10.03.25	External Corner with Masonry Block Firewall
10.03.30	External Corner with Fibre Cement Sheet
10.03.40	External Corner with Brick Veneer
10.03.50	External Corner with Precast Panel
10.03.60	External Corner with Stone Veneer
10.03.70	External Corner with Vertical Cedar Weatherboards
10.03.75	External Corner with Horizontal Cedar Weatherboards
10.03.80	External Corner with Direct Fixed EIFS
10.03.85	External Corner with Graphex Masonry Overlay
10.03.90	External Corner with Profiled Metal Cladding
10.03.91	External Corner with Vertical Profiled Cladding
10.03.95	External Corner with Aluminium Composite Panel
10.04.00	Internal Corner
10.04.01	Internal Corner - 135 degrees
10.04.05	Internal Corner (Seismic Joint)
10.04.10	Internal Corner with Weatherboard - Option 1
10.04.11	Internal Corner with Weatherboard - Option 2
10.04.12	Internal Corner with Weatherboard - Option 3
10.04.20	Internal Corner with Masonry Block
10.04.30	Internal Corner with Fibre Cement Sheet
10.04.40	Internal Corner with Brick Veneer - Option 1
10.04.41	Internal Corner with Brick Veneer - Option 2
10.04.50	Internal Corner with Precast Panel
10.04.55	Internal Corner with ICF Eco-Block
10.04.60	Internal Corner with Stone Veneer
10.04.70	Internal Corner with Vert Cedar Weatherboard - Option 1
10.04.75	Internal Corner with Horizontal Cedar Weatherboards
10.04.80	Internal Corner to Existing EIFS
10.04.85	Internal Corner with Graphex Masonry Overlay
10.04.90	Internal Corner with Profile Metal Cladding
10.04.95	Internal Corner with Aluminium Composite Panel
10.04.96	Internal Corner with Vertical Profiled Metal
10.05.00	Window Sill
10.05.01	Window Sill with Moulding
10.05.05	Window Sill - 20mm Reveal
10.05.10	Timber Window Sill - Option 1
10.05.11	Timber Window Sill - Option 2
10.05.20	Timber EuroTech Window Sill
10.05.30	Window Sill to NK Window
10.05.50	Window Face Fixed Jamb and Sill
10.05.55	Window Sill Comercial Joinery
10.05.60	Door Sill - Option 1
10.05.61	Door Sill - Option 2
10.05.62	Door Sill - Option 3
10.05.65	Door Sill in a Foundation Recess - Option 1
10.05.66	Door Sill in a Foundation Recess - Option 2
10.06.00	Window Jamb
10.06.01	Window Jamb with Moulding
10.06.05	Window Jamb - 20mm Reveal
10.06.10	Timber Window Jamb - Option 1

Resene Construction Systems

CONFIDENTIALITY: No part of this publication may be reproduced or transmitted other than the intended use by Resene Construction Systems without written consent from the author.

System
Generic System

Scale
NTS

Substrate
Generic Substrate (20mm Cavity)

Date
1 November 2017

Drawing Name
Drawing Register (Page 1)

Sheet
10.00.00

10.06.11	Timber Window Jamb - Option 2
10.06.20	Timber EuroTech Window Jamb
10.06.30	Window Jamb to NK Window
10.06.50	Garage Door Jamb - Option 1
10.06.51	Garage Door Jamb - Option 2
10.06.52	Garage Door Jamb - Option 3
10.06.55	Window Jamb Comercial Joinery
10.06.60	Internal Corner to Window Jamb - Option 1
10.06.61	Internal Corner to Window Jamb - Option 2
10.06.70	Window Jamb midway junction with other cladding
10.06.80	Window Isometric (Wb Above)
10.07.00	Window Head - Option 1
10.07.01	Window Head - Option 2
10.07.02	Window Head - Option 3
10.07.03	Window Head with Flashing Upstands
10.07.04	Window Head with Moulding - Option 1
10.07.05	Window Head with Moulding - Option 2
10.07.06	Window Head with Timber Moulding
10.07.07	Raking Window Head
10.07.08	Raking Window Head Peak
10.07.10	Timber Window Head - Option 1
10.07.11	Timber Window Head - Option 2
10.07.12	Timber Window Head - Option 3
10.07.20	Timber EuroTech Window Head
10.07.30	Window Head to NK Window
10.07.50	Garage Door Head - Option 1
10.07.51	Garage Door Head - Option 2
10.07.52	Garage Door Head - Option 3
10.07.55	Window Head Comercial Joinery
10.07.60	Window Face Fixed Head
10.07.70	Window Head with Weatherboard Above
10.08.00	Soffit
10.08.01	Ventilated Soffit
10.08.10	Soffit Edge - Option 1
10.08.11	Soffit Edge - Option 2
10.08.20	Soffit Edge or Boxed Beam - Option 1
10.08.21	Soffit Edge or Boxed Beam - Option 2
10.08.30	Raking Soffit - Option 1
10.08.31	Raking Soffit - Option 2
10.08.32	Raking Soffit - Option 3
10.08.35	Sloping Soffit
10.08.40	Face Fixed Fascia - Option 1
10.08.41	Face Fixed Fascia - Option 2
10.08.42	Face Fixed Fascia - Option 3
10.08.43	Face Fixed Fascia - Option 4
10.08.44	Face Fixed Fascia - Option 5
10.08.45	Face Fixed Fascia - Option 6

10.08.48	Face Fixed Fascia - Existing Fascia - Option 2
10.08.49	Face Fixed Fascia - Membrane Roof
10.08.50	Fascia Transition Tray - Corner
10.08.51	Fascia Transition Tray - In Line
10.08.55	Fascia Transition Tray - Corner Isometric
10.08.56	Fascia Transition Tray - In Line Isometric
10.09.00	Roof Apron
10.09.01	Roof Apron - Horizontal
10.09.02	Roof Kickout Diverter
10.09.03	Roof Kickout Diverter with Cover Flashing
10.09.10	Apron to Raking Barge
10.09.15	Raking Apron to Barge - Option 1
10.09.16	Raking Apron to Barge - Option 2
10.09.20	Hidden Parallel Gutter
10.09.21	Hidden Raking Gutter
10.09.22	Hidden Gutter with Tile Roof
10.09.40	Roof Detail (Chimney through Roof)
10.10.00	Vertical Control Joint - Option 1
10.10.01	Vertical Control Joint - Option 2
10.10.05	Vertical Control Joint (Fire Break)
10.10.10	Vertical Junction with Weatherboard - Option 1
10.10.11	Vertical Junction with Weatherboard - Option 2
10.10.20	Vertical Junction with Metal Cladding
10.10.30	Vertical Junction with Fibre Cement Sheet
10.10.35	Vertical Junction with Aluminium Composite Panel
10.10.40	Vertical Junction with Concrete Block - Option 1
10.10.41	Vertical Junction with Concrete Block - Option 2
10.10.50	Vertical Junction with Brick
10.10.60	Vertical Junction with Precast Panel
10.10.65	Vertical Junction with Stone
10.10.70	Vertical Junction with LiteRock
10.10.80	Vertical Junction with Exsisting EIFS
10.10.90	Vertical Junction with Vertical Cedar Weatherboards
10.11.00	Horizontal Control Joint
10.11.01	Horizontal Control Joint with Moulding
10.11.10	Mid Floor Break
10.11.20	Horizontal Drainage Joint - Option 1
10.11.21	Horizontal Drainage Joint - Option 2
10.11.22	Horizontal Drainage Joint with Moulding
10.11.23	Horizontal Drainage Joint (Fire Break)
10.11.30	Horizontal Junction with Weatherboard Above - Option 1
10.11.31	Horizontal Junction with Weatherboard Above - Option 2
10.11.32	Horizontal Junction with Weatherboard Below

Resene Construction Systems

CONFIDENTIALITY: No part of this publication may be reproduced or transmitted other than the intended use by Resene Construction Systems without written consent from the author.

System
Generic System

Substrate
Generic Substrate (20mm Cavity)

Drawing Name
Drawing Register (Page 2)

Scale
NTS

Date
1 November 2017

Sheet
10.00.01

10.11.40	Horizontal Junction with Concrete Block - Option 1
10.11.41	Horizontal Junction with Concrete Block - Option 2
10.11.43	Horizontal Junction with Concrete Block - Option 3
10.11.50	Horizontal Junction with Brick - Option 1
10.11.51	Horizontal Junction with Brick - Option 2
10.11.60	Horizontal Junction with Stone - Option 1
10.11.61	Horizontal Junction with Stone - Option 2
10.11.70	Horizontal Junction with Precast Panel - Option 1
10.11.71	Horizontal Junction with Precast Panel - Option 2
10.11.80	Horizontal Junction with Fibre Cement Sheet Above
10.11.90	Horizontal Junction with Vertical Cedar Above
10.12.00	Stringer - Block Penetration
10.12.05	Louvre Penetration
10.12.10	Meter Box Penetration - Option 1
10.12.11	Meter Box Penetration - Option 2
10.12.20	Pipe Penetration
10.12.21	Fan Vent
10.12.22	Tap Fitting Detail
10.12.23	Light Fixing Detail
10.12.30	Metal Bracket for Beam Penetration
10.12.35	Steel Box-Section Penetration
10.12.40	Mid-Wall Moulding (capped)
10.12.50	Timber Gable Vent
10.12.60	Rebate
10.13.00	Metal Parapet Capping - Option 1
10.13.01	Metal Parapet Capping - Option 2
10.13.10	Maintainable Balustrade - 3D
10.13.11	Maintainable Balustrade (inline wall) - 3D
10.13.12	Maintainable Balustrade
10.13.13	Maintainable Parapet
10.13.21	Saddle Flashing (Middle of adjoining wall) - Option 1
10.13.22	Saddle Flashing (Middle of adjoining wall) - Option 2
10.13.23	Saddle Flashing (Inline Wall)
10.13.24	Saddle Flashing (Inline end of adjoining wall)
10.13.30	Chimney Breast
10.14.00	Deck Clearance
10.14.10	Deck Drainage - Overflow
10.14.11	Deck Drainage - Rainwater Head

10.14.20	Cantilevered Slatted Deck
10.14.21	Non-Cantilevered Slatted Deck
10.14.22	Deck Detail above sub-floor
10.14.23	Enclosed Deck

CONFIDENTIALITY: No part of this publication may be reproduced or transmitted other than the intended use by Resene Construction Systems without written consent from the author.

System
Generic System

Substrate
Generic Substrate (20mm Cavity)

Drawing Name
Drawing Register (Page 3)

Scale
NTS

Date
1 November 2017

Sheet
10.00.02



TradeSpec™ and RenderSpec™ are Registered Trademarks, both Documents are available on the Resene Construction Systems website

Resene Construction Systems

CONFIDENTIALITY: No part of this publication may be reproduced or transmitted other than the intended use by Resene Construction Systems without written consent from the author.

System
Generic System

Substrate
Generic Substrate (20mm Cavity)

Drawing Name
Batten Layout (600mm Centres)

Scale
1 : 2 @ A4

Date
1 November 2017

Sheet
10.01.00

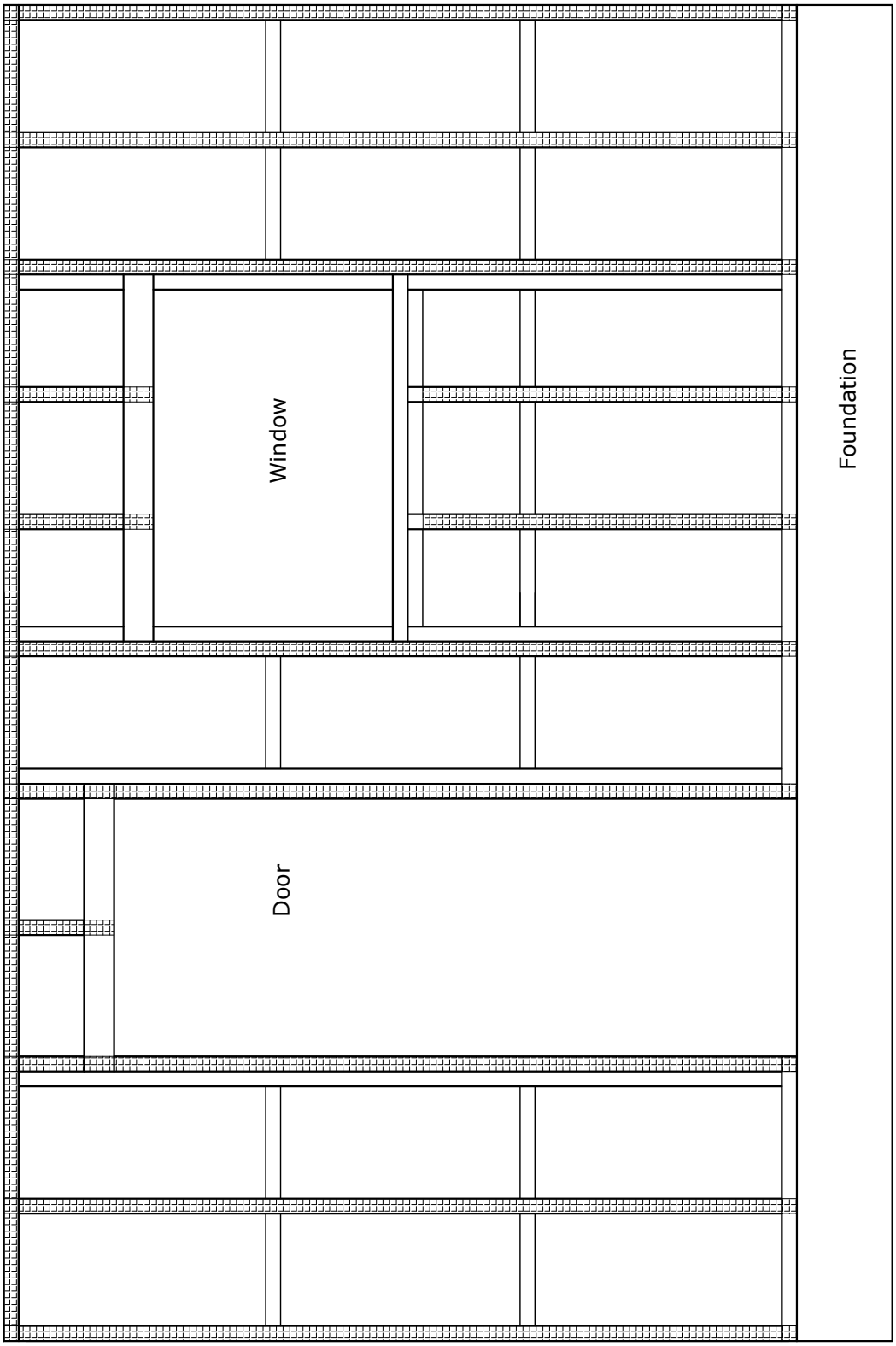

TradeSpec™ and RenderSpec™ are Registered Trademarks, both Documents are available on the Resene Construction Systems website

Resene Construction Systems

CONFIDENTIALITY: No part of this publication may be reproduced or transmitted other than the intended use by Resene Construction Systems without written consent from the author.

System
Generic System

Substrate
Generic Substrate (20mm Cavity)

Drawing Name
Batten Layout (400mm Centres)

Scale
1 : 2 @ A4

Date
1 November 2017

Sheet
10.01.01

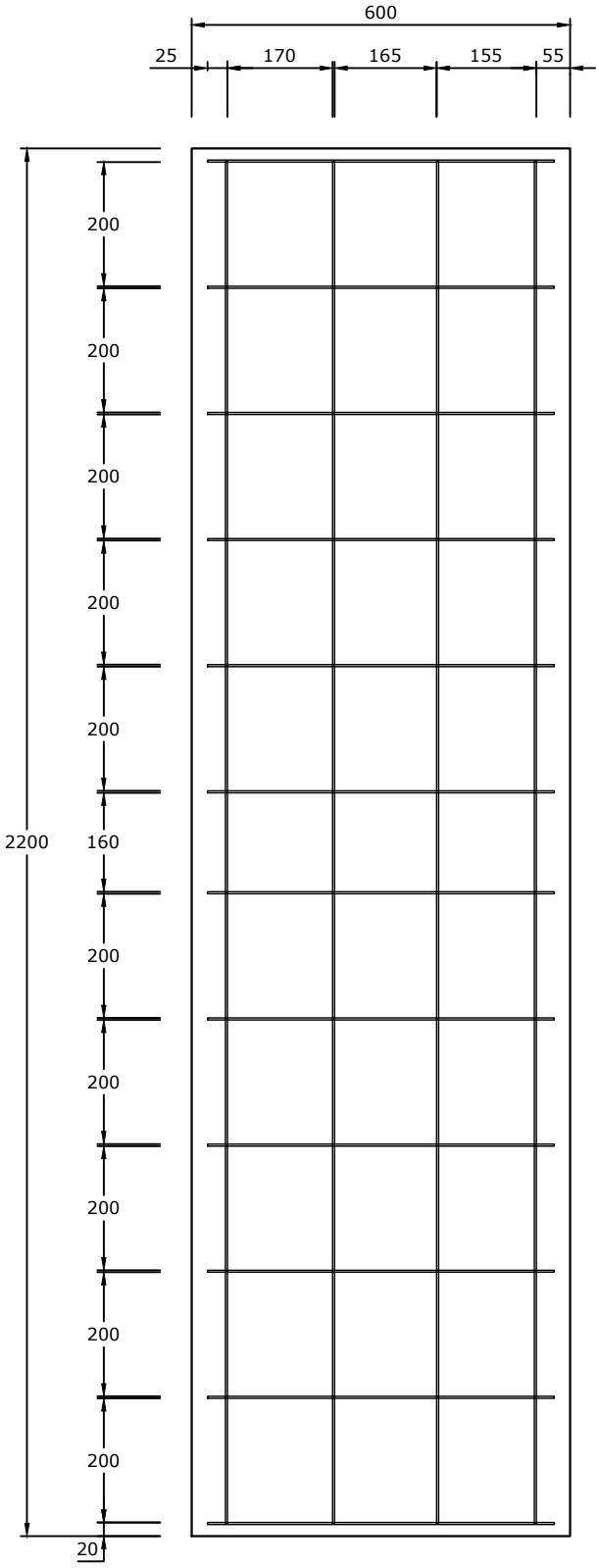

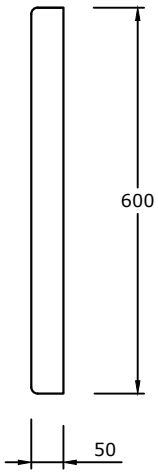

TradeSpec™ and RenderSpec™ are Registered Trademarks, both Documents are available on the Resene Construction Systems

Resene Construction Systems

CONFIDENTIALITY: No part of this publication may be reproduced or transmitted other than the intended use by Resene Construction Systems without written consent from the author.

System
Generic System

Substrate
Generic Substrate (20mm Cavity)

Drawing Name
Panel Information

Scale
1 : 2 @ A4

Date
1 November 2017

Sheet
10.01.02

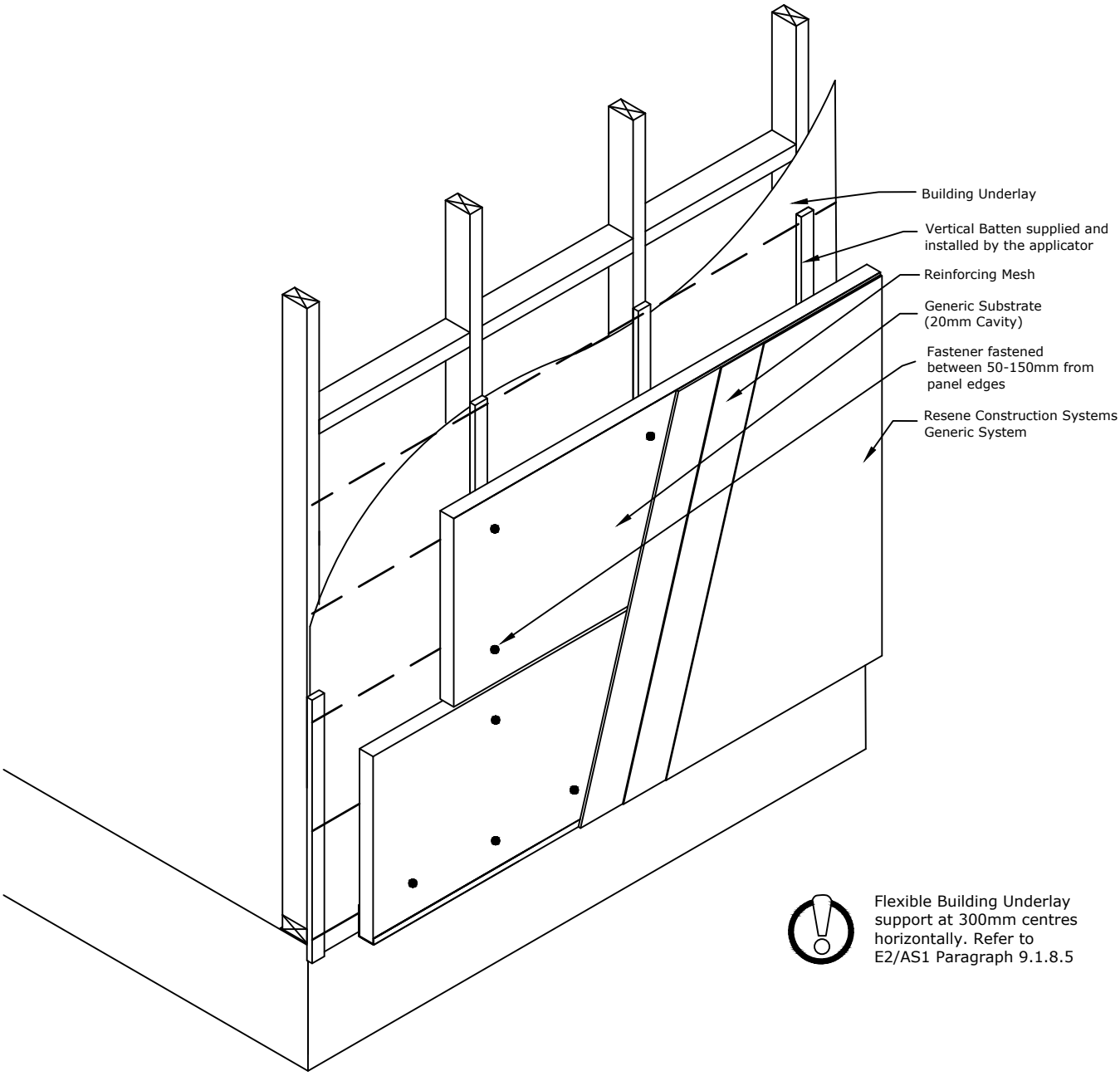

Flexible Building Underlay support at 300mm centres horizontally. Refer to E2/AS1 Paragraph 9.1.8.5

TradeSpec™ and RenderSpec™ are Registered Trademarks, both Documents are available on the Resene Construction Systems

Resene Construction Systems

CONFIDENTIALITY: No part of this publication may be reproduced or transmitted other than the intended use by Resene Construction Systems without written consent from the author.

System
Generic System

Substrate
Generic Substrate (20mm Cavity)

Drawing Name
Isometric (600 Centers)

Scale
1 : 2 @ A4

Date
1 November 2017

Sheet
10.01.10

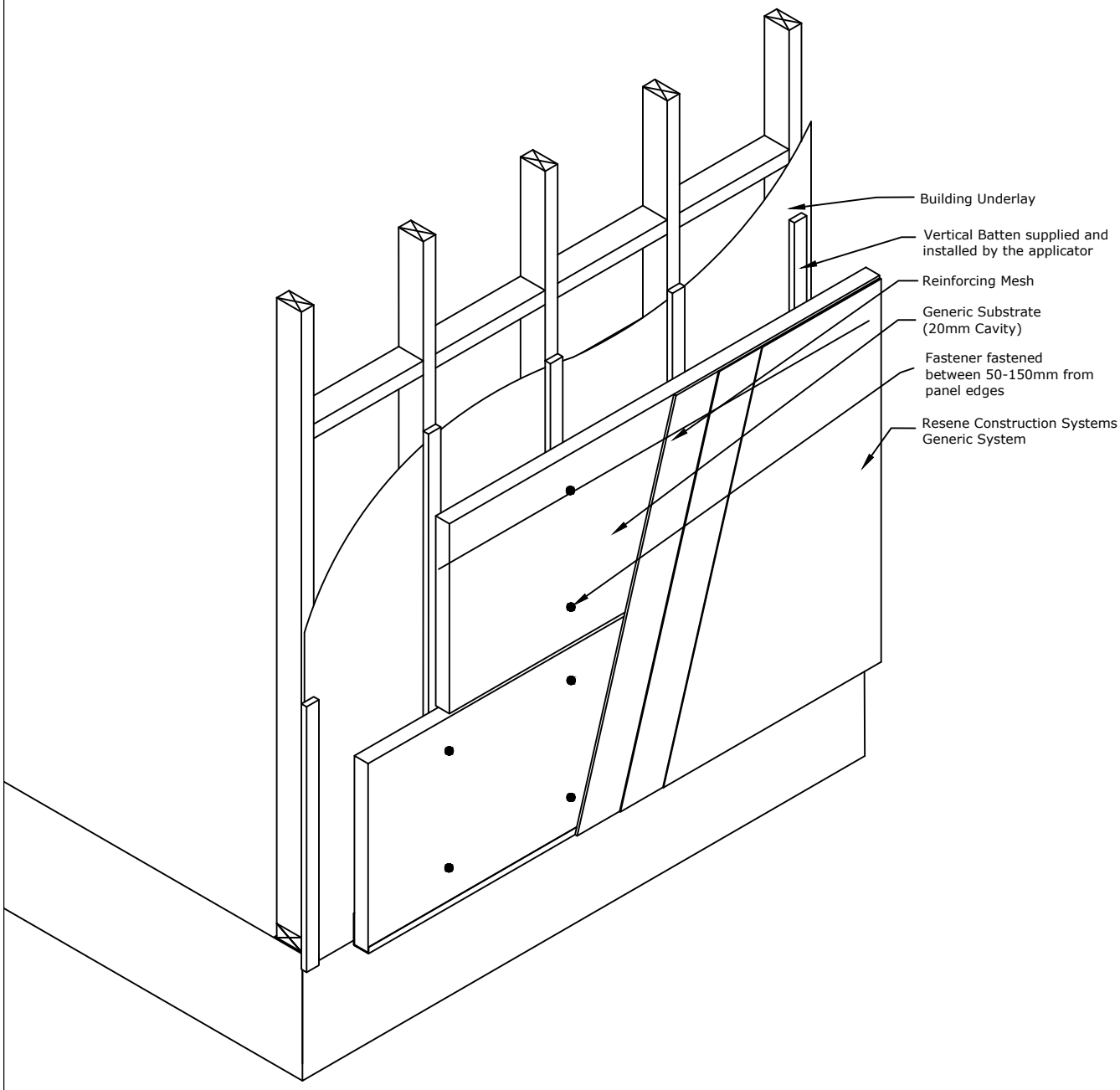

TradeSpec™ and RenderSpec™ are Registered Trademarks, both Documents are available on the Resene Construction Systems

Resene Construction Systems

CONFIDENTIALITY: No part of this publication may be reproduced or transmitted other than the intended use by Resene Construction Systems without written consent from the author.

System
Generic System

Substrate
Generic Substrate (20mm Cavity)

Drawing Name
Isometric (400 Centers)

Scale
1 : 2 @ A4

Date
1 November 2017

Sheet
10.01.11

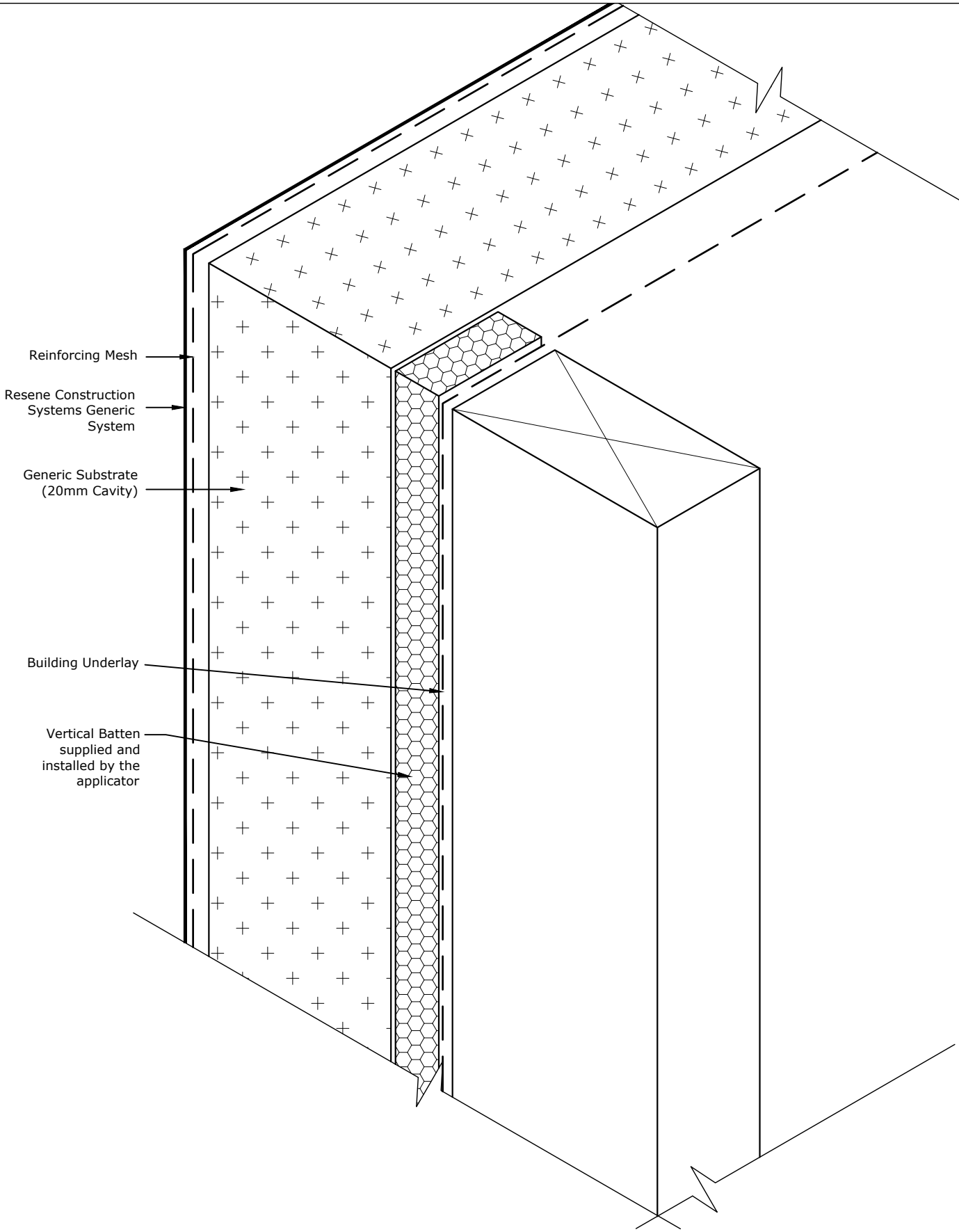

TradeSpec™ and RenderSpec™ are Registered Trademarks, both Documents are available on the Resene Construction Systems

Resene Construction Systems

CONFIDENTIALITY: No part of this publication may be reproduced or transmitted other than the intended use by Resene Construction Systems without written consent from the author.

System
Generic System

Substrate
Generic Substrate (20mm Cavity)

Drawing Name
Isometric Cross Section

Scale
1 : 2 @ A4

Date
1 November 2017

Sheet
10.01.20

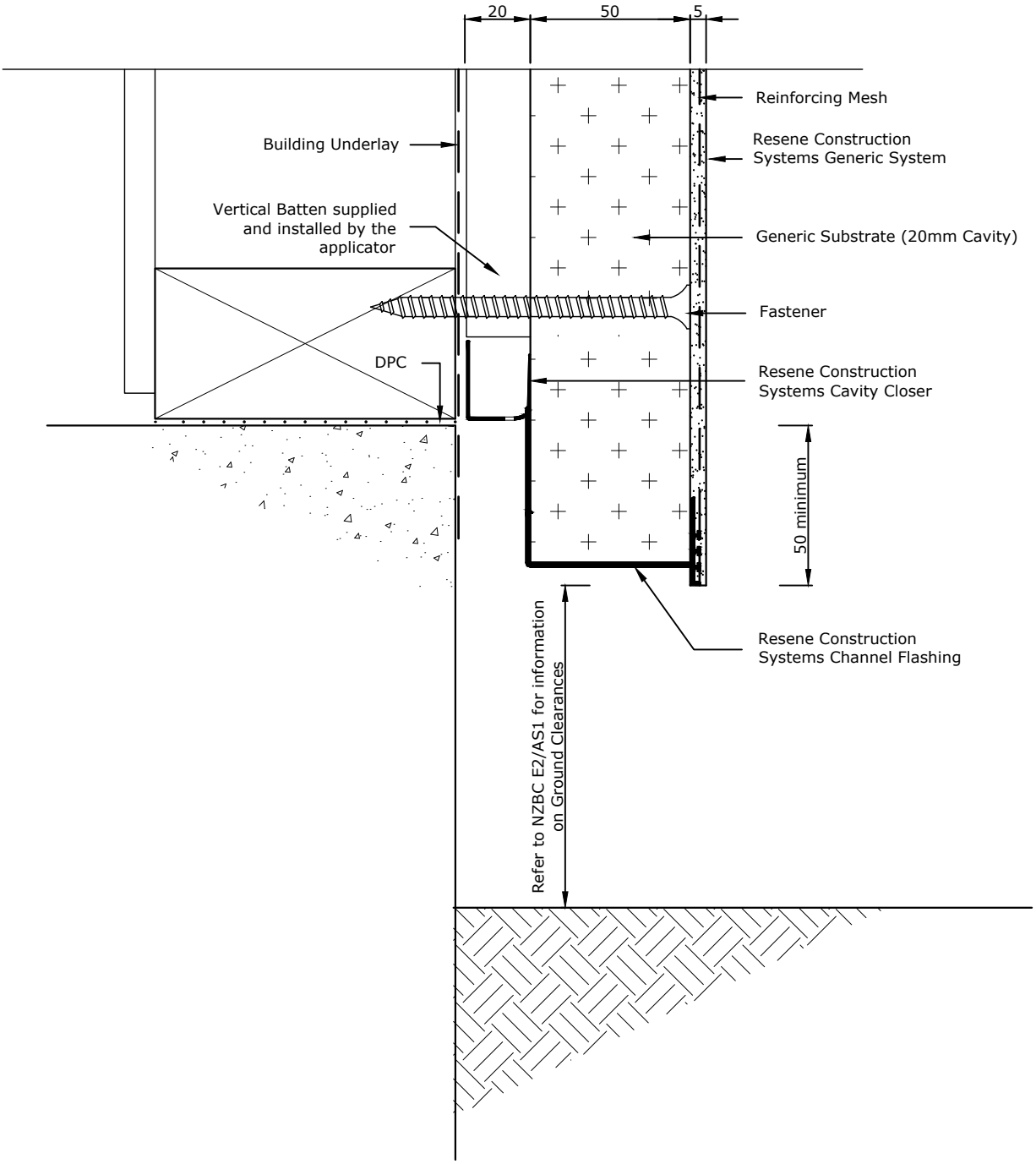

Refer to NZBC E2/AS1 for information on Ground Clearances

TradeSpec™ and RenderSpec™ are Registered Trademarks, both Documents are available on the Resene Construction Systems website

Resene Construction Systems

CONFIDENTIALITY: No part of this publication may be reproduced or transmitted other than the intended use by Resene Construction Systems without written consent from the author.

System
Generic System

Scale
1 : 2 @ A4

Substrate
Generic Substrate (20mm Cavity)

Date
1 October 2019

Drawing Name
Foundation

Sheet
10.02.00

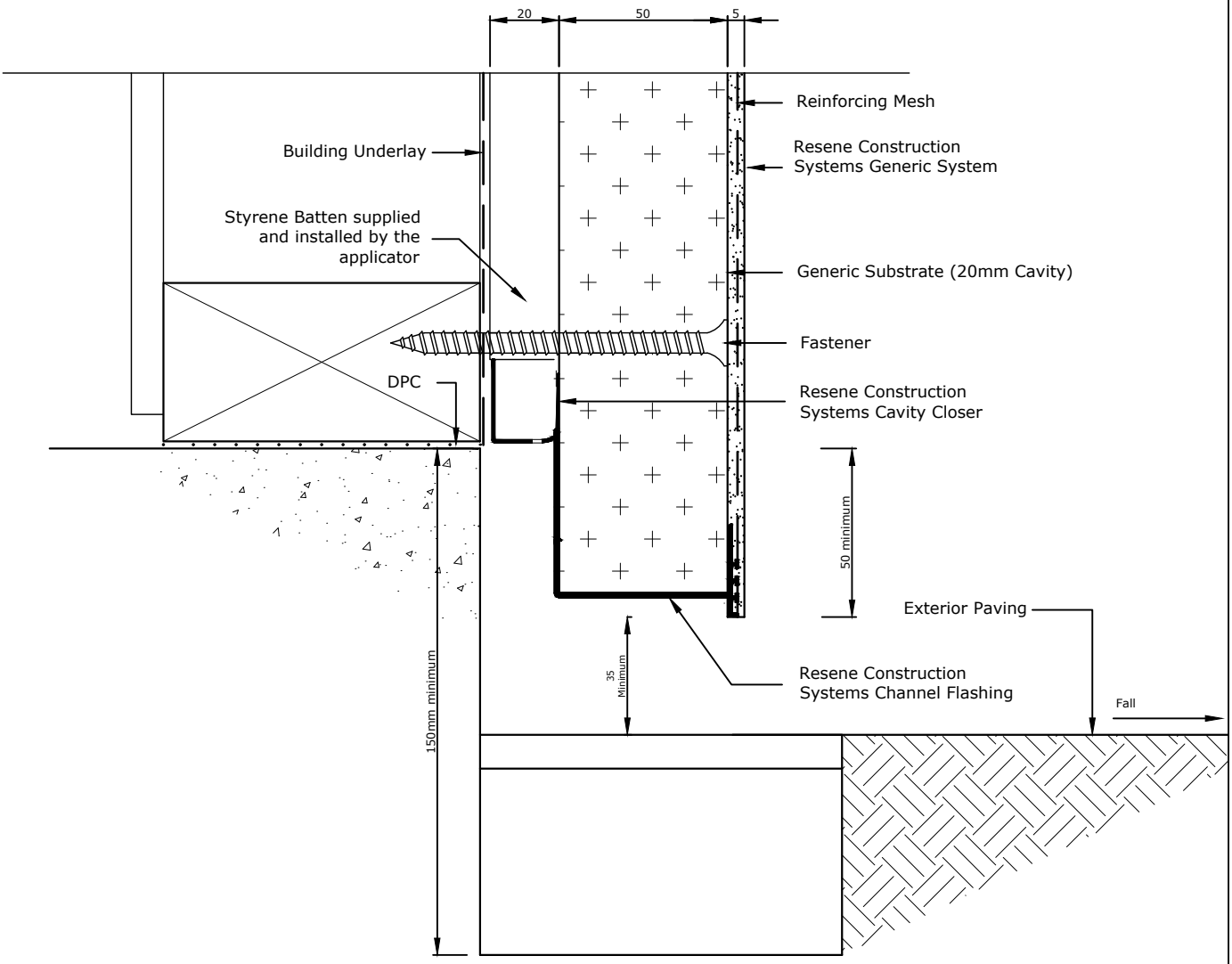

Refer to NZBC E2/AS1 for information on Ground Clearances

TradeSpec™ and RenderSpec™ are Registered Trademarks, both Documents are available on the Resene Construction Systems website

Resene Construction Systems

CONFIDENTIALITY: No part of this publication may be reproduced or transmitted other than the intended use by Resene Construction Systems without written consent from the author.

System
Generic System

Scale
1 : 2 @ A4

Substrate
Generic Substrate (20mm Cavity)

Date
1 October 2019

Drawing Name
Foundation with Drain - Option 1

Sheet
10.02.01

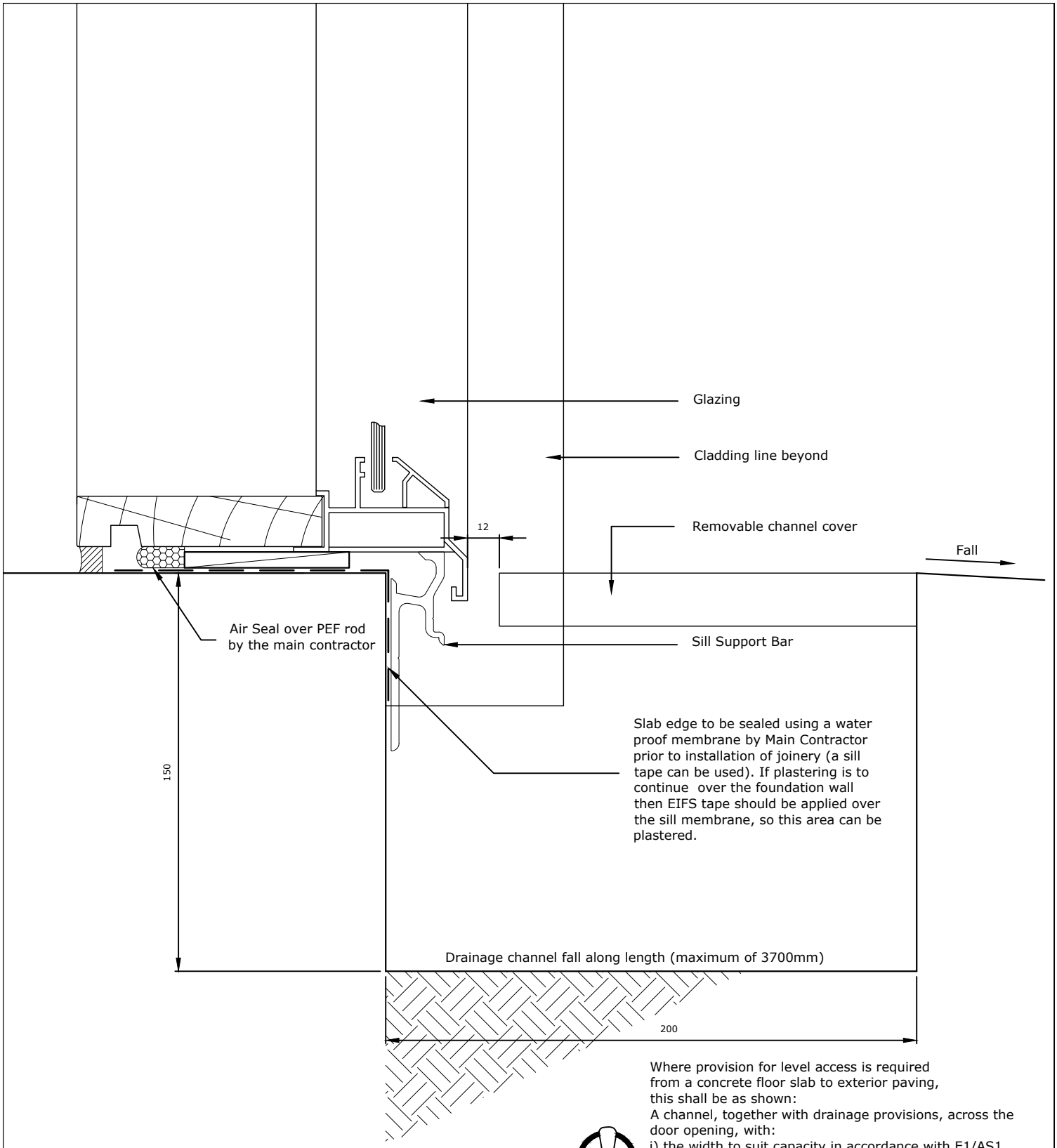

Where provision for level access is required from a concrete floor slab to exterior paving, this shall be as shown:
A channel, together with drainage provisions, across the door opening, with:
i) the width to suit capacity in accordance with E1/AS1,
ii) a minimum depth of 150 mm,
iii) a maximum length of 3700 mm, and
iv) 1:200 minimum fall along length of channel towards a drainage outlet.

For more information please refer to NZBC E2/AS1 7.3.2.1

TradeSpec™ and RenderSpec™ are Registered Trademarks, both Documents are available on the Resene Construction Systems

Resene Construction Systems

CONFIDENTIALITY: No part of this publication may be reproduced or transmitted other than the intended use by Resene Construction Systems without written consent from the author.

System
Generic System

Scale
1 : 2 @ A4

Substrate
Generic Substrate (20mm Cavity)

Date
1 November 2017

Drawing Name
Foundation with Drain - Option 2

Sheet
10.02.02

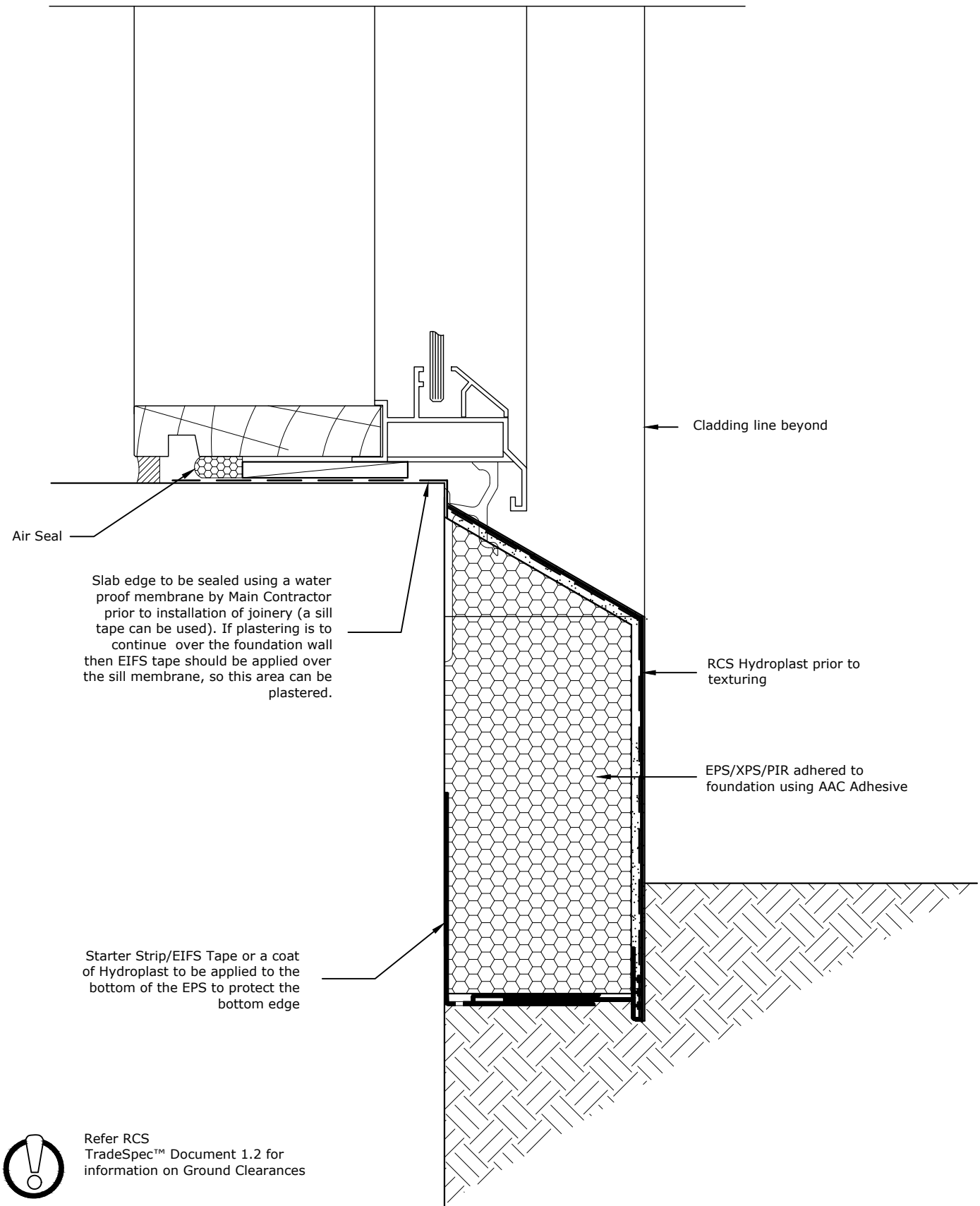

Refer RCS TradeSpec™ Document 1.2 for information on Ground Clearances

TradeSpec™ and RenderSpec™ are Registered Trademarks, both Documents are available on the Resene Construction Systems

Resene Construction Systems

CONFIDENTIALITY: No part of this publication may be reproduced or transmitted other than the intended use by Resene Construction Systems without written consent from the author.

System
Generic System

Scale
1 : 2 @ A4

Substrate
Generic Substrate (20mm Cavity)

Date
3 December 2021

Drawing Name
Insulated Foundation - Door Sill

Sheet
10.02.07

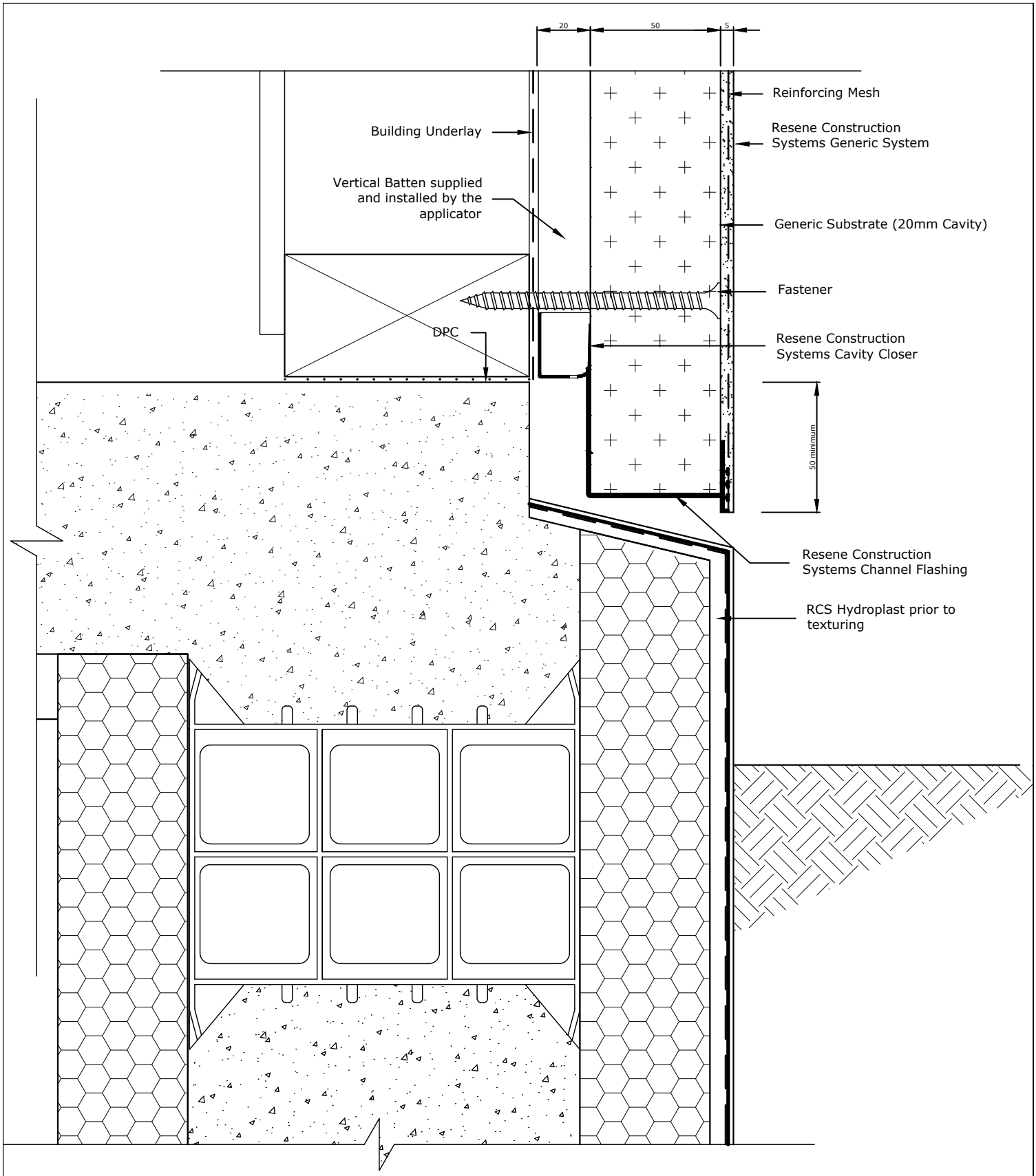

Refer to NZBC E2/AS1 for information on Ground Clearances

TradeSpec™ and RenderSpec™ are Registered Trademarks, both Documents are available on the Resene Construction Systems website

Resene Construction Systems

CONFIDENTIALITY: No part of this publication may be reproduced or transmitted other than the intended use by Resene Construction Systems without written consent from the author.

System
Generic System

Substrate
Generic Substrate (20mm Cavity)

Drawing Name
Foundation EPS Block Detail

Scale
1 : 2 @ A4

Date
1 October 2019

Sheet
10.02.08

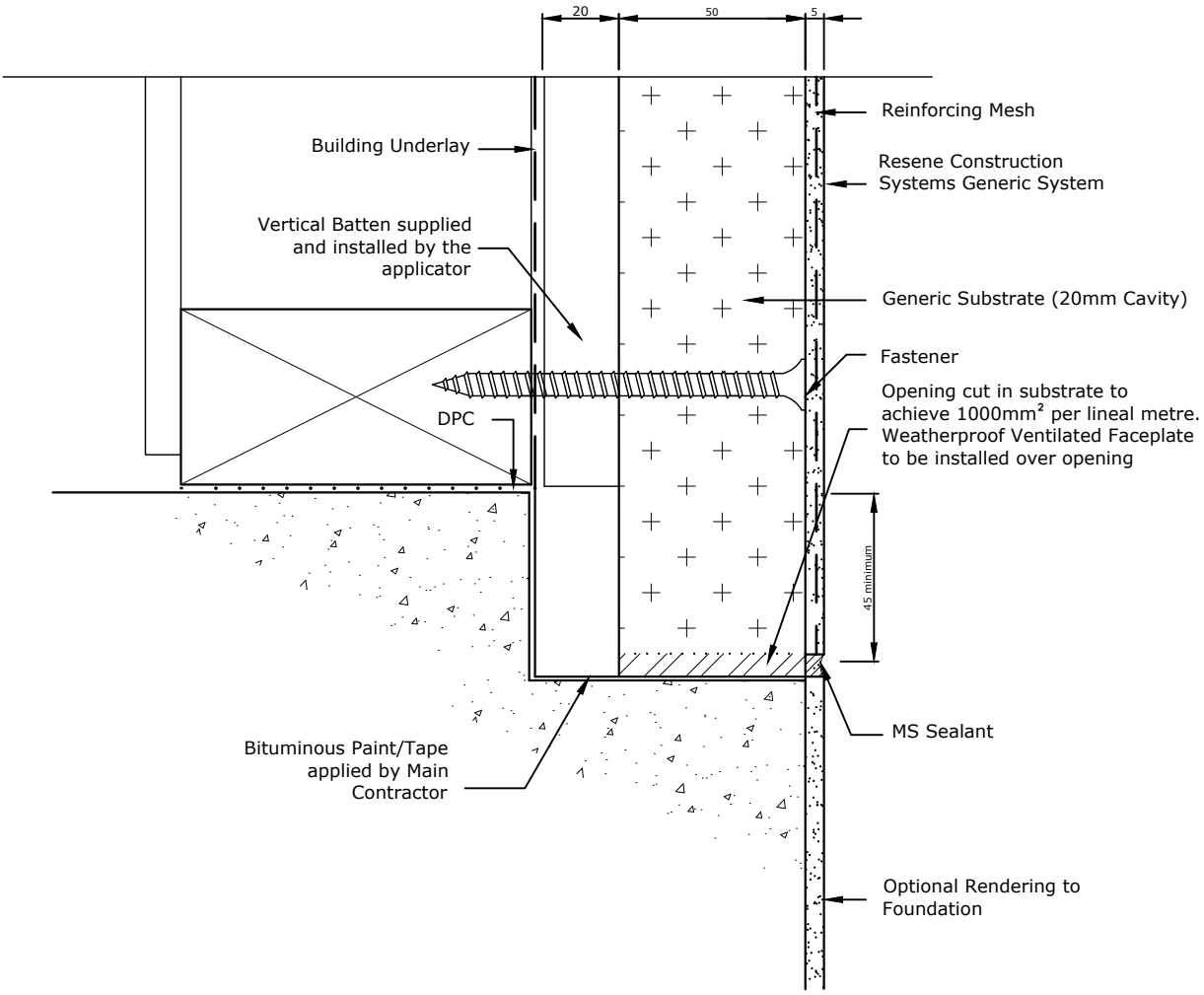



Refer to NZBC E2/AS1 for information on Ground Clearances

TradeSpec™ and RenderSpec™ are Registered Trademarks, both Documents are available on the Resene Construction Systems website

Resene Construction Systems

CONFIDENTIALITY: No part of this publication may be reproduced or transmitted other than the intended use by Resene Construction Systems without written consent from the author.

System
Generic System

Scale
1 : 2 @ A4

Substrate
Generic Substrate (20mm Cavity)

Date
1 November 2017

Drawing Name
Recessed Foundation - Option 1

Sheet
10.02.10

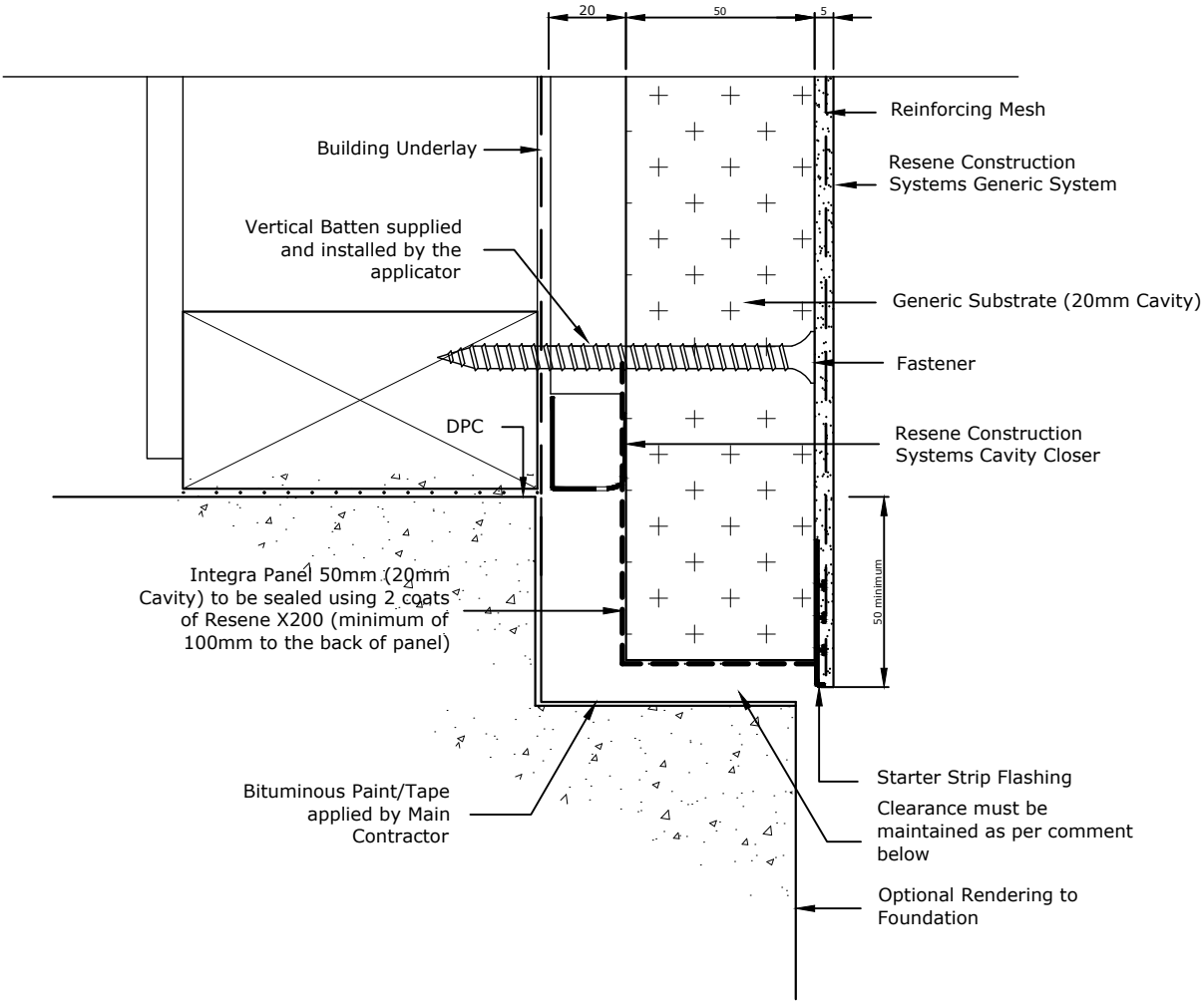

Refer to NZBC E2/AS1 for information on Ground Clearances

All claddings that include a drained and vented cavity of nominal 20 mm minimum depth must achieve a minimum ventilation opening of 1000 mm2/m at the foundation in accordance with Paragraph 9.1.8.3 of E2/AS1, eg. a 3mm gap totalling to 333mm every lineal metre, a 5mm gap totalling to 200mm every lineal metre

TradeSpec™ and RenderSpec™ are Registered Trademarks, both Documents are available on the Resene Construction Systems website

Resene Construction Systems

CONFIDENTIALITY: No part of this publication may be reproduced or transmitted other than the intended use by Resene Construction Systems without written consent from the author.

System
Generic System

Scale
1 : 2 @ A4

Substrate
Generic Substrate (20mm Cavity)

Date
1 October 2019

Drawing Name
Recessed Foundation - Option 2

Sheet
10.02.11

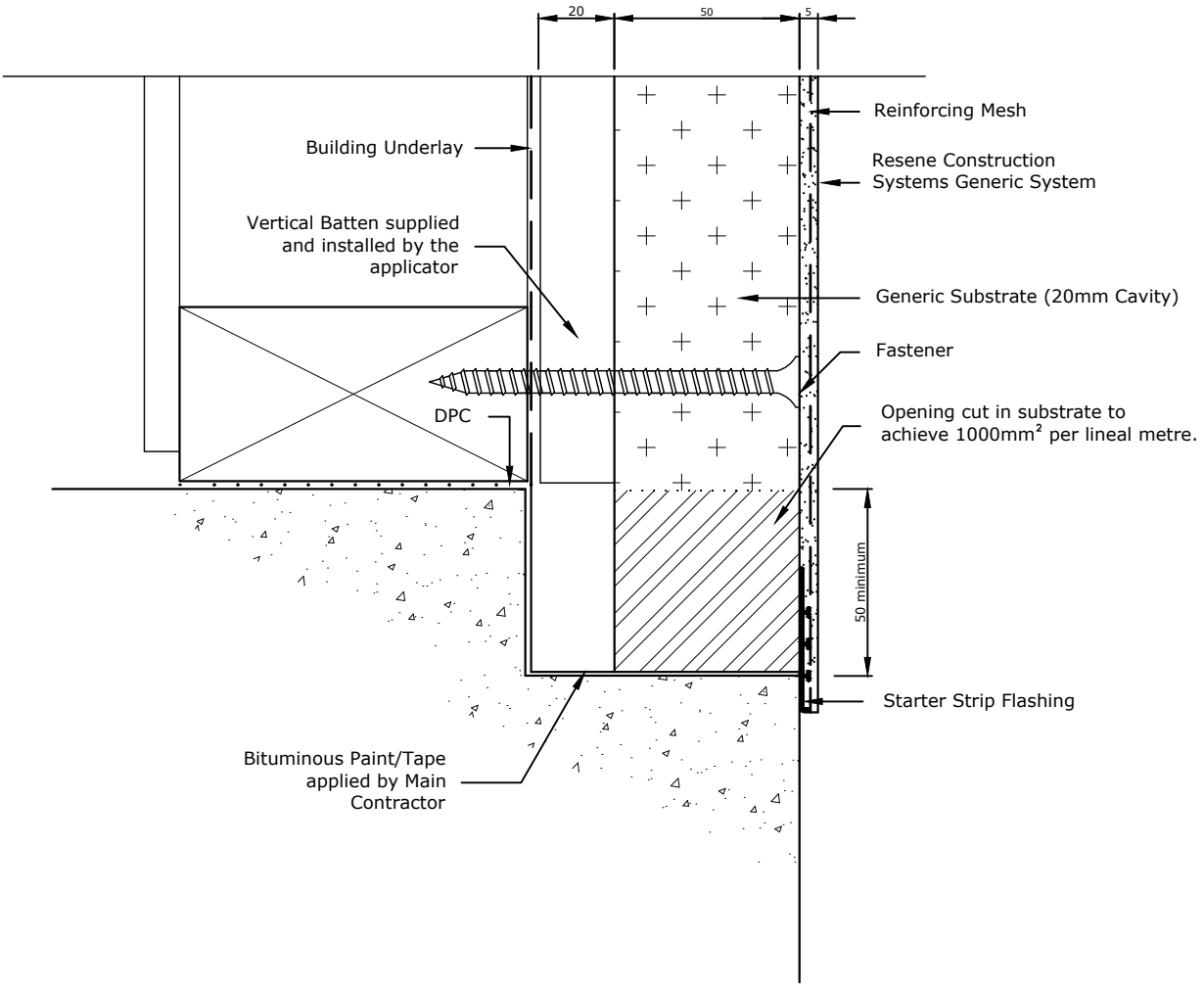

Refer to NZBC E2/AS1 for information on Ground Clearances

TradeSpec™ and RenderSpec™ are Registered Trademarks, both Documents are available on the Resene Construction Systems website

Resene Construction Systems

CONFIDENTIALITY: No part of this publication may be reproduced or transmitted other than the intended use by Resene Construction Systems without written consent from the author.

System
Generic System

Scale
1 : 2 @ A4

Substrate
Generic Substrate (20mm Cavity)

Date
1 November 2017

Drawing Name
Recessed Foundation - Option 3

Sheet
10.02.12

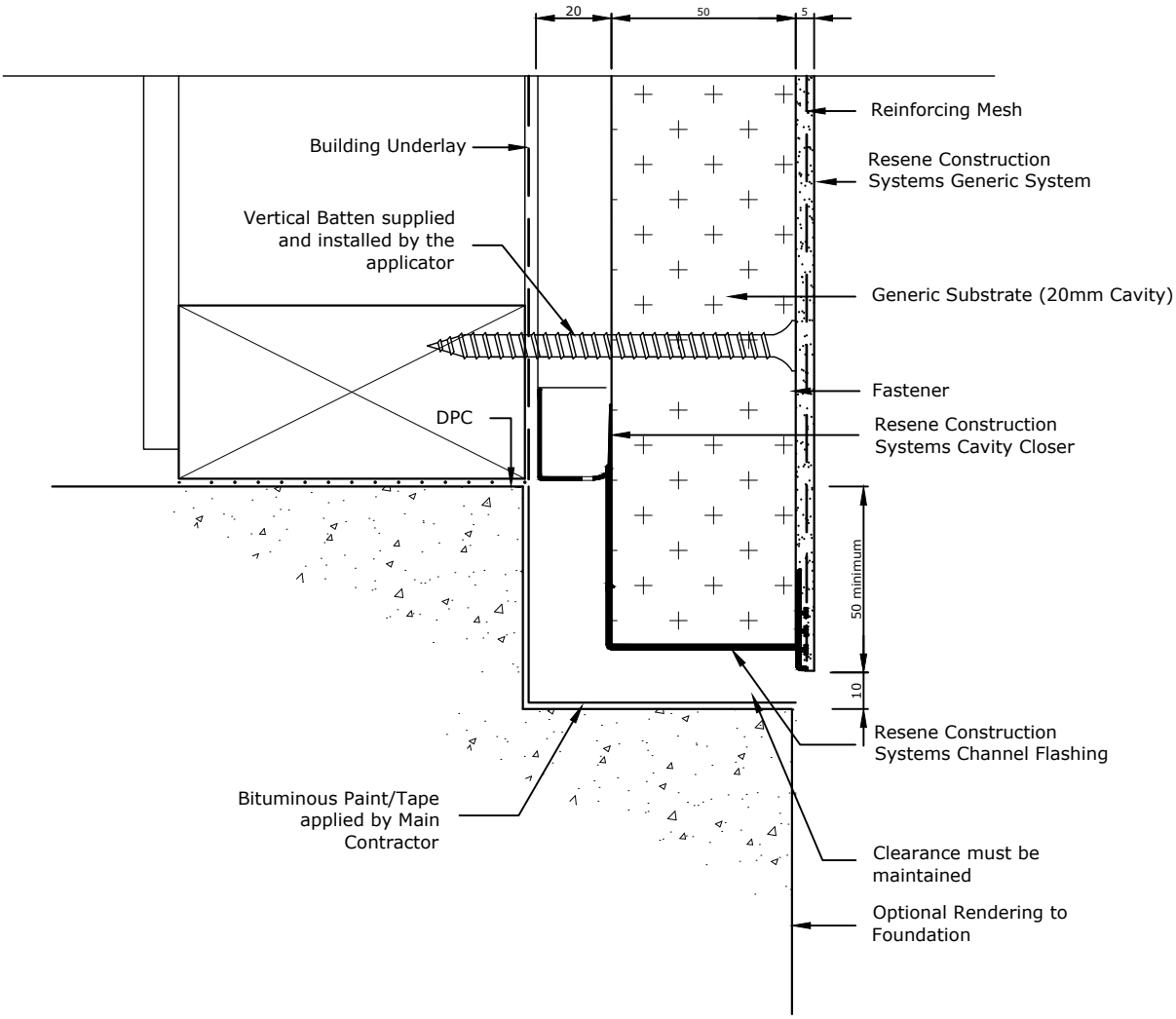

Refer to NZBC E2/AS1 for information on Ground Clearances

TradeSpec™ and RenderSpec™ are Registered Trademarks, both Documents are available on the Resene Construction Systems website

Resene Construction Systems

CONFIDENTIALITY: No part of this publication may be reproduced or transmitted other than the intended use by Resene Construction Systems without written consent from the author.

System	Scale
Generic System	1 : 2 @ A4
Substrate	**Date**
Generic Substrate (20mm Cavity)	1 November 2017
Drawing Name	**Sheet**
Recessed Foundation - Option 4	10.02.13

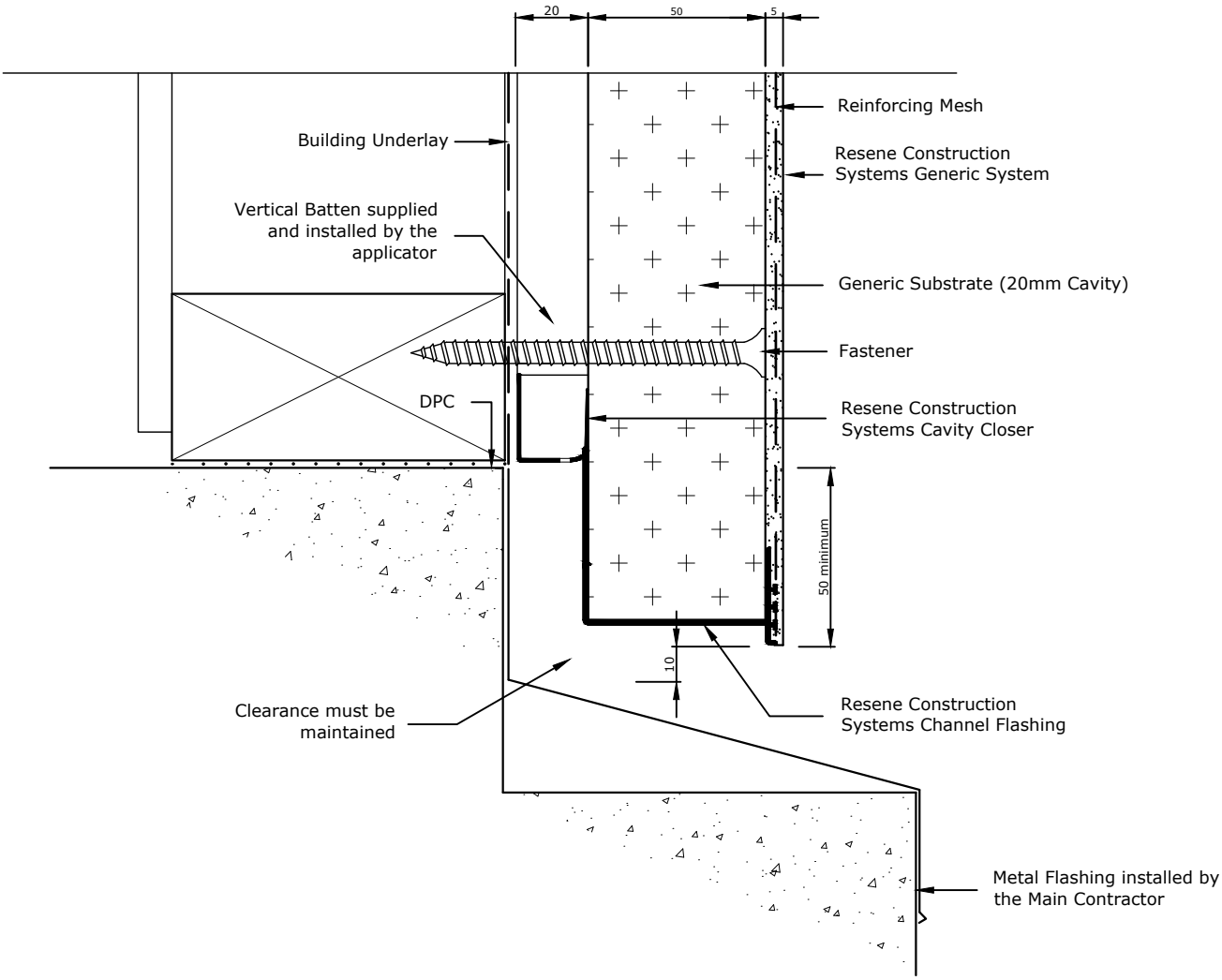

Refer to NZBC E2/AS1 for information on Ground Clearances

TradeSpec™ and RenderSpec™ are Registered Trademarks, both Documents are available on the Resene Construction Systems

Resene Construction Systems

CONFIDENTIALITY: No part of this publication may be reproduced or transmitted other than the intended use by Resene Construction Systems without written consent from the author.

System
Generic System

Scale
1 : 2 @ A4

Substrate
Generic Substrate (20mm Cavity)

Date
1 October 2019

Drawing Name
Recessed Foundation - Option 5

Sheet
10.02.14

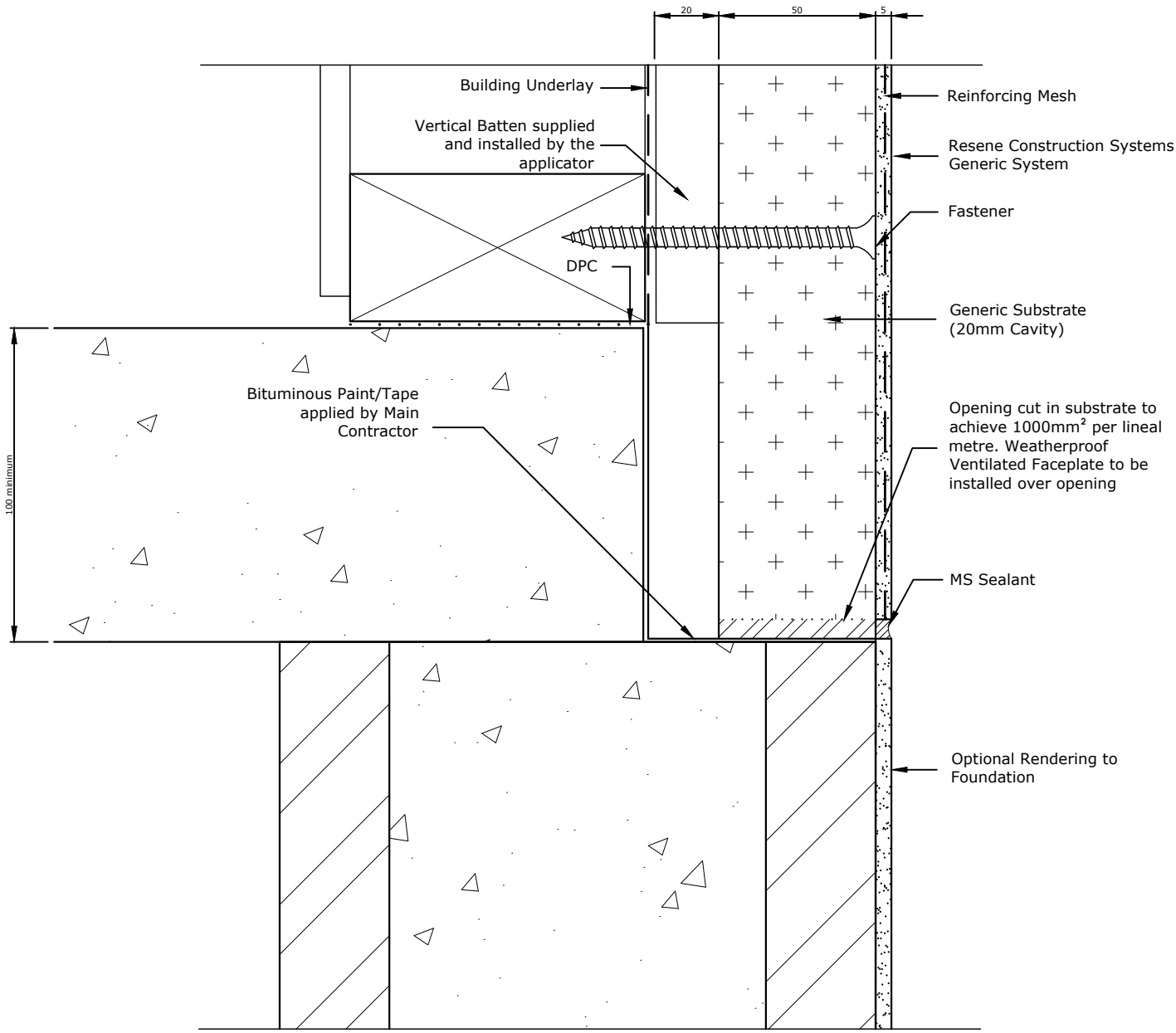



Refer to NZBC E2/AS1 for information on Ground Clearances

TradeSpec™ and RenderSpec™ are Registered Trademarks, both Documents are available on the Resene Construction Systems

Resene Construction Systems

CONFIDENTIALITY: No part of this publication may be reproduced or transmitted other than the intended use by Resene Construction Systems without written consent from the author.

System	Scale
Generic System	1 : 2 @ A4
Substrate	**Date**
Generic Substrate (20mm Cavity)	1 November 2017
Drawing Name	**Sheet**
Recessed Foundation - Conc Block	10.02.15

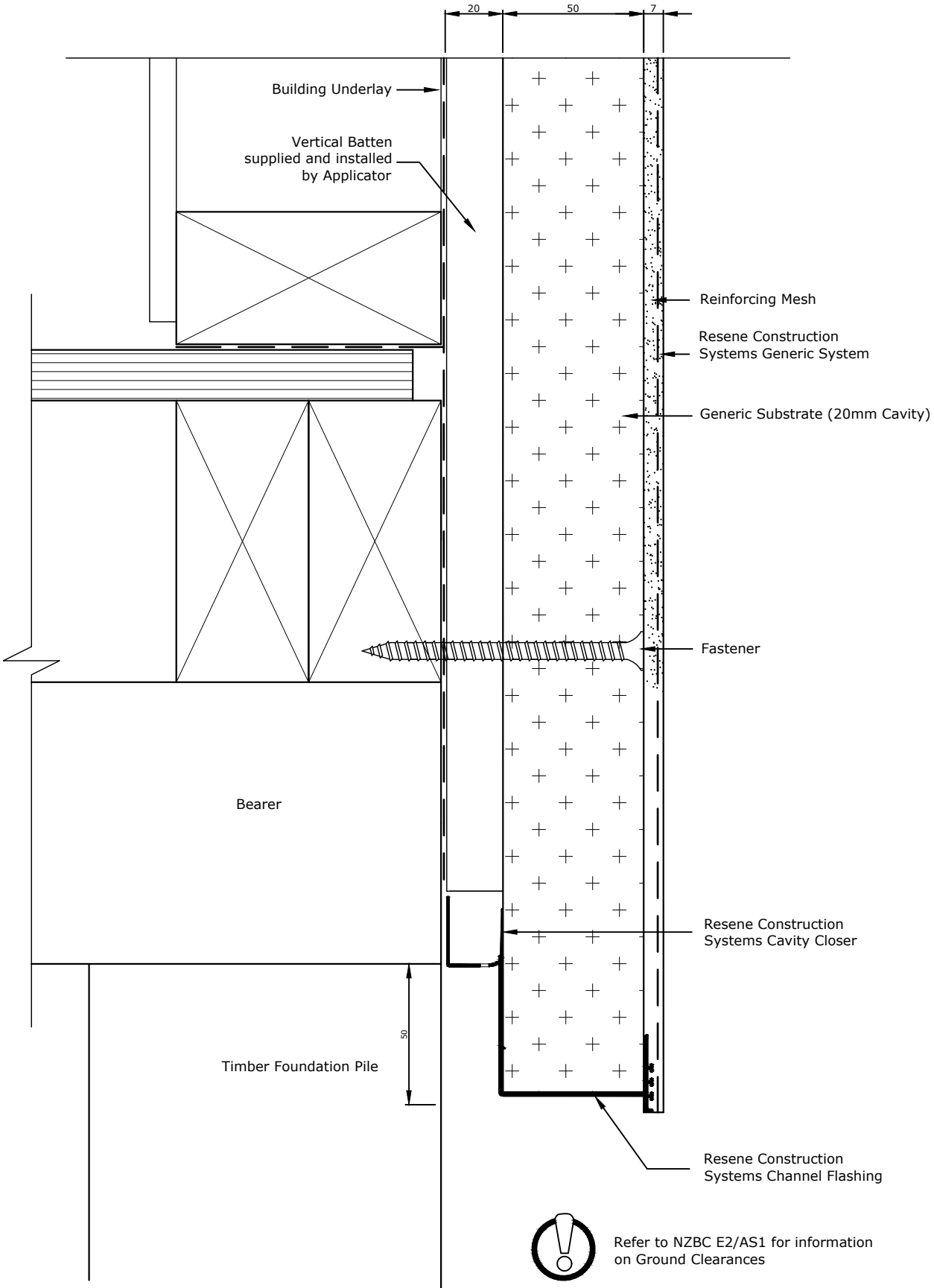

TradeSpec™ and RenderSpec™ are Registered Trademarks, both Documents are available on the Resene Construction Systems

Resene Construction Systems

CONFIDENTIALITY: No part of this publication may be reproduced or transmitted other than the intended use by Resene Construction Systems without written consent from the author.

System
Generic System

Substrate
Generic Substrate (20mm Cavity)

Drawing Name
Timber Foundation

Scale
1 : 2 @ A4

Date
1 October 2019

Sheet
10.02.20

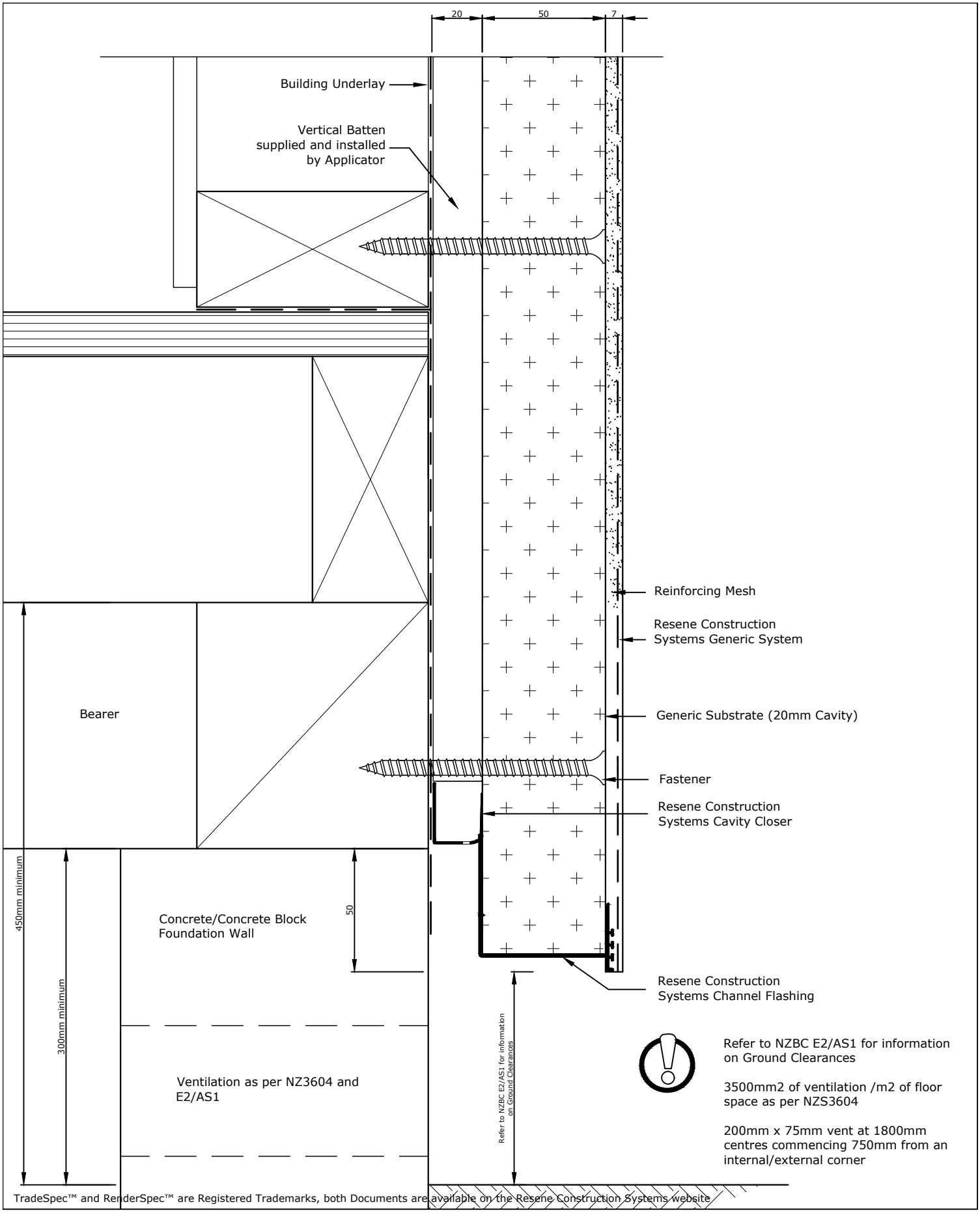

TradeSpec™ and RenderSpec™ are Registered Trademarks, both Documents are available on the Resene Construction Systems website

Resene Construction Systems

CONFIDENTIALITY: No part of this publication may be reproduced or transmitted other than the intended use by Resene Construction Systems without written consent from the author.

System
Generic System

Scale
1 : 2 @ A4

Substrate
Generic Substrate (20mm Cavity)

Date
1 October 2019

Drawing Name
Sub-Floor Foundation - Option 1

Sheet
10.02.40

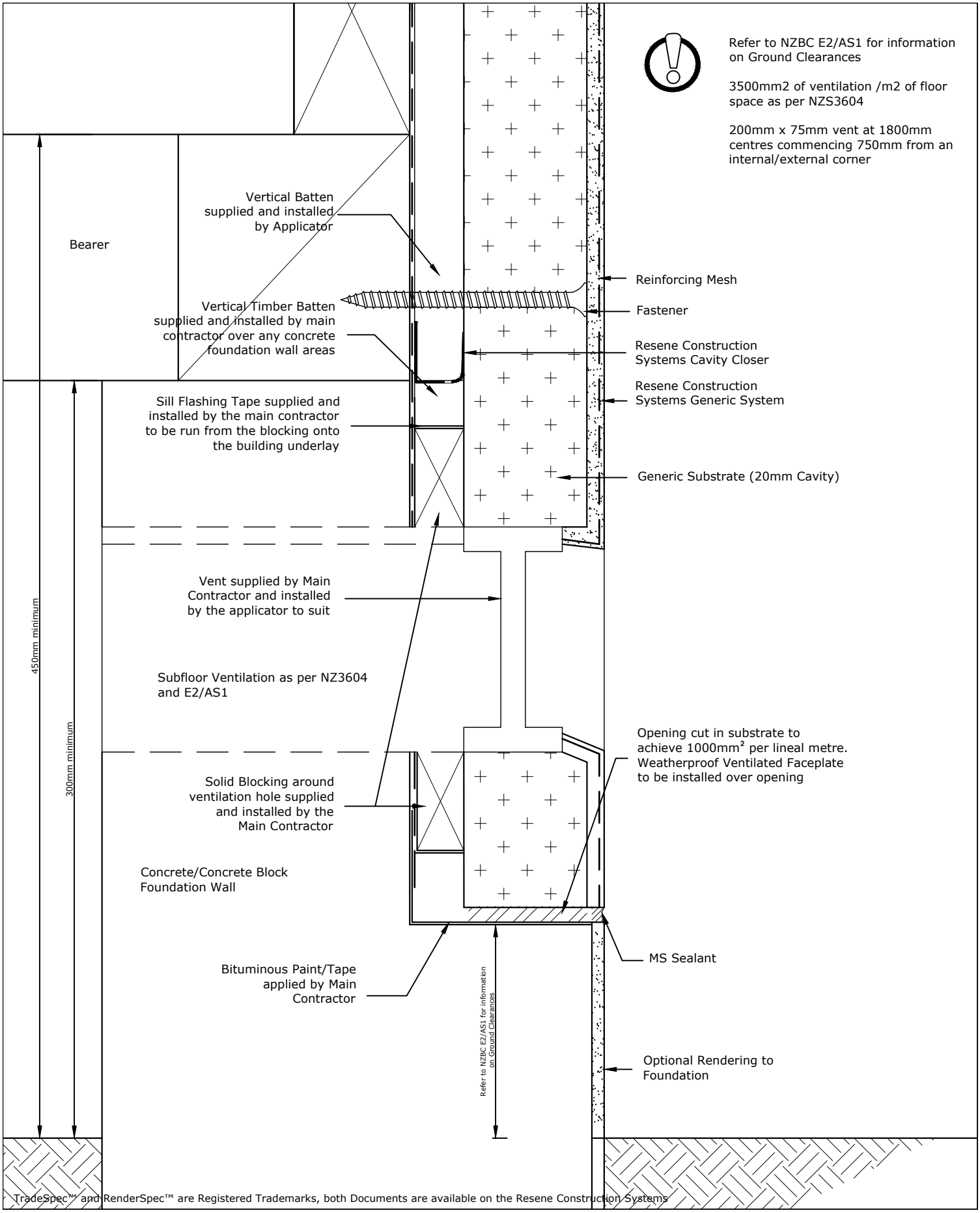

TradeSpec™ and RenderSpec™ are Registered Trademarks, both Documents are available on the Resene Construction Systems

Resene Construction Systems

CONFIDENTIALITY: No part of this publication may be reproduced or transmitted other than the intended use by Resene Construction Systems without written consent from the author.

System	Scale
Generic System	1 : 2 @ A4
Substrate	**Date**
Generic Substrate (20mm Cavity)	9 May 2023
Drawing Name	**Sheet**
Sub-Floor Foundation - Option 2	10.02.41

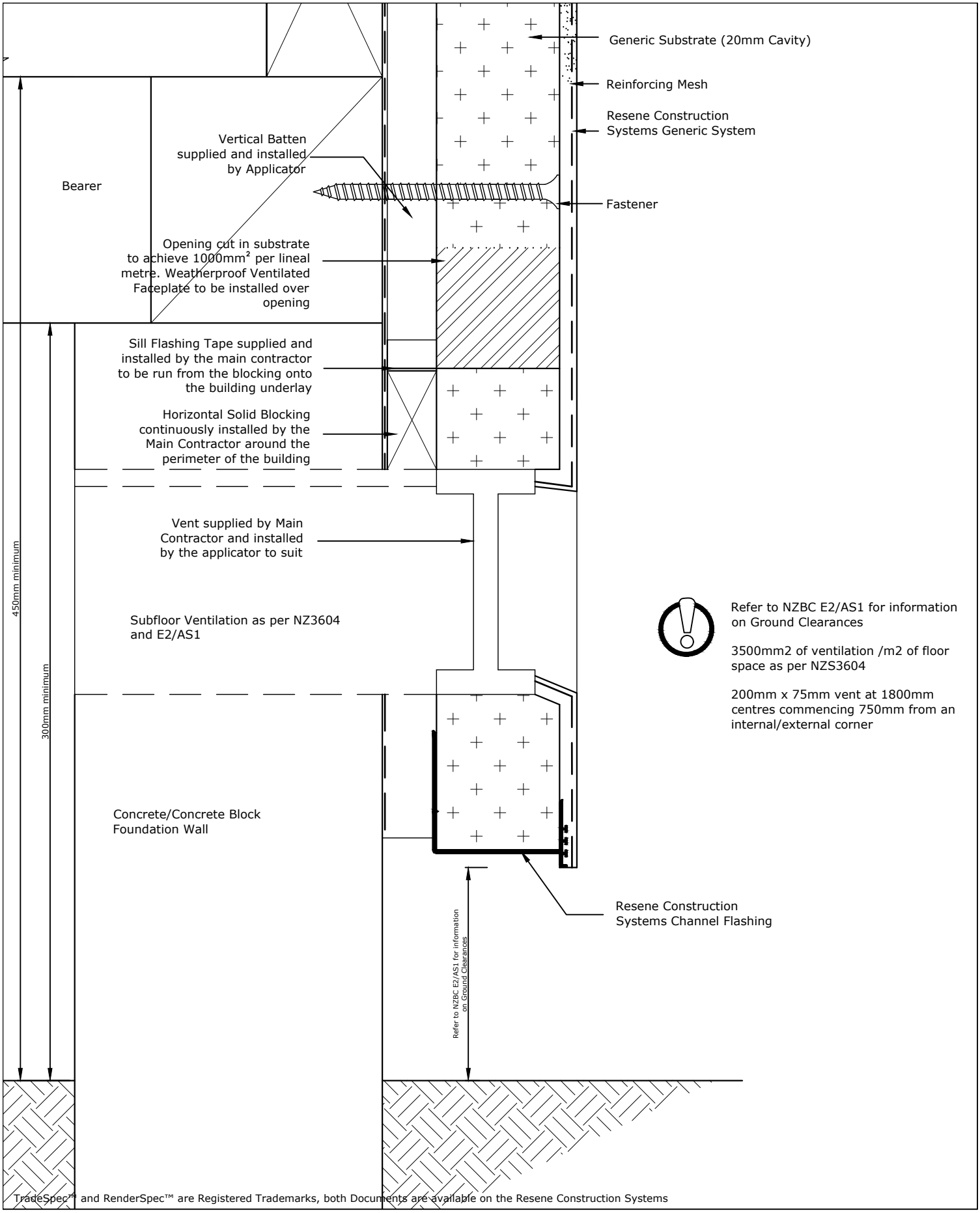

TradeSpec™ and RenderSpec™ are Registered Trademarks, both Documents are available on the Resene Construction Systems

Resene Construction Systems

CONFIDENTIALITY: No part of this publication may be reproduced or transmitted other than the intended use by Resene Construction Systems without written consent from the author.

System
Generic System

Substrate
Generic Substrate (20mm Cavity)

Drawing Name
Sub-Floor Foundation - Option 3

Scale
1 : 2 @ A4

Date
1 October 2019

Sheet
10.02.42

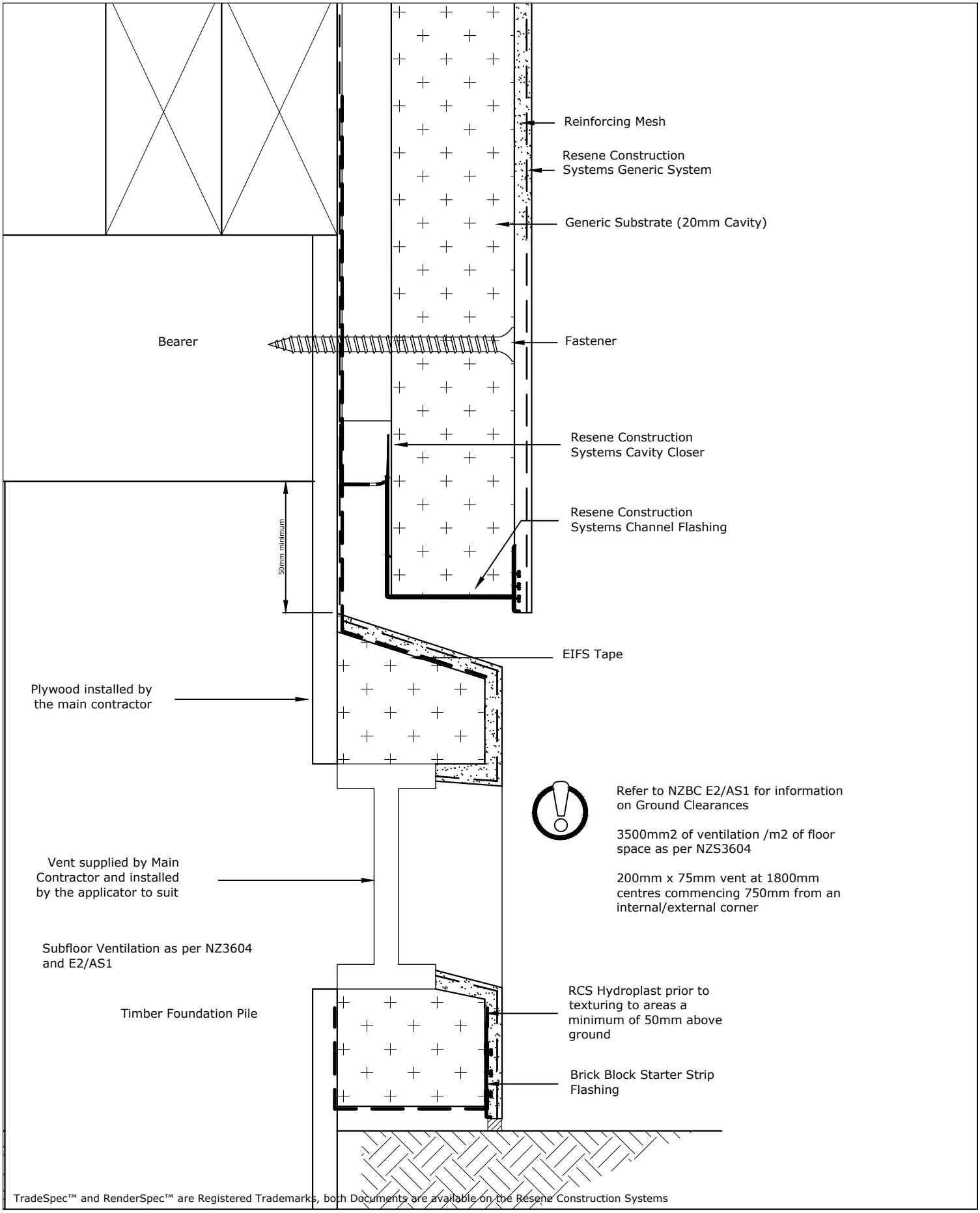

TradeSpec™ and RenderSpec™ are Registered Trademarks, both Documents are available on the Resene Construction Systems

Resene Construction Systems

CONFIDENTIALITY: No part of this publication may be reproduced or transmitted other than the intended use by Resene Construction Systems without written consent from the author.

System	Scale
Generic System	1 : 2 @ A4
Substrate	**Date**
Generic Substrate (20mm Cavity)	1 October 2019
Drawing Name	**Sheet**
Sub-Floor Foundation - Option 4	10.02.43

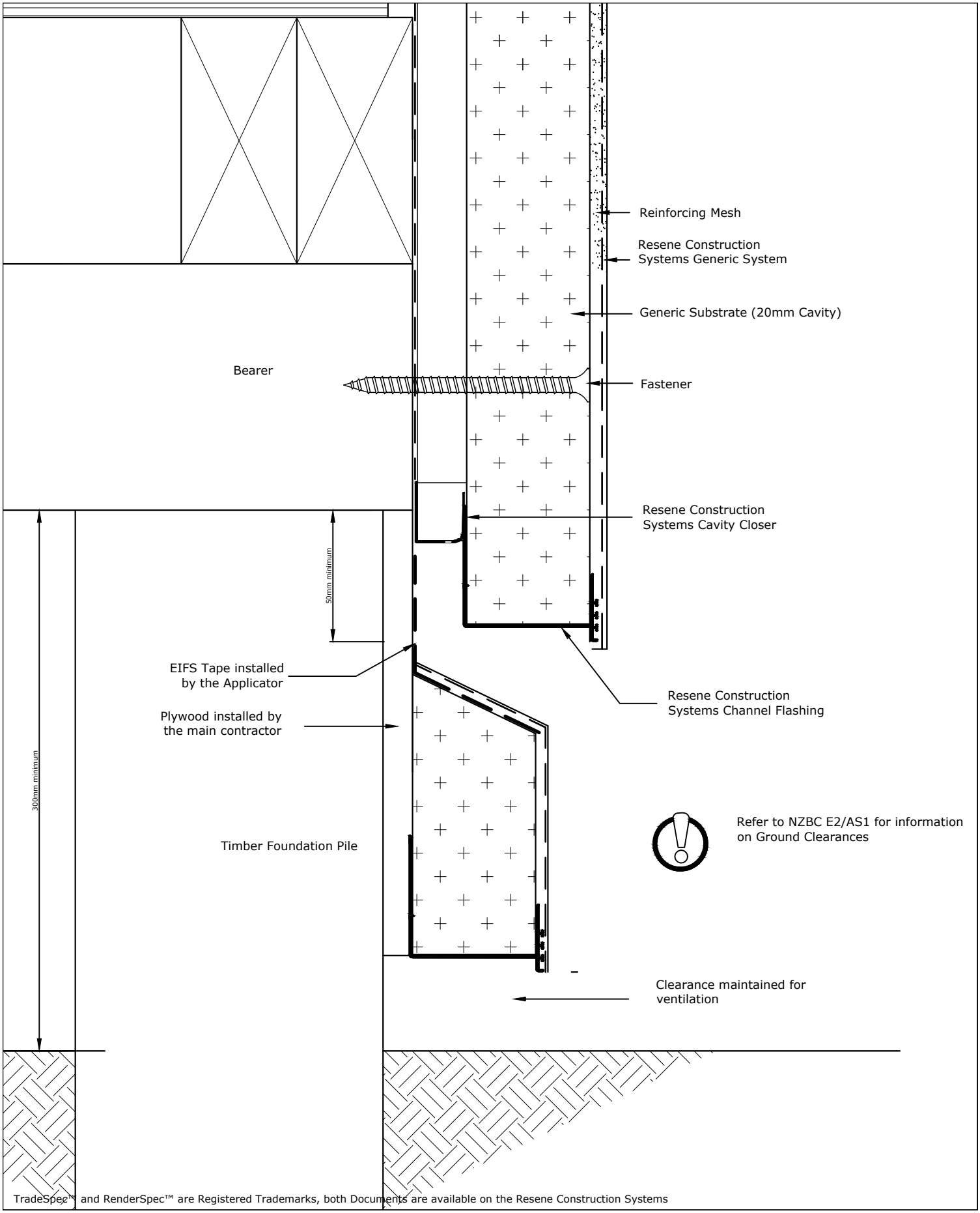

TradeSpec™ and RenderSpec™ are Registered Trademarks, both Documents are available on the Resene Construction Systems

Resene Construction Systems

CONFIDENTIALITY: No part of this publication may be reproduced or transmitted other than the intended use by Resene Construction Systems without written consent from the author.

System
Generic System

Substrate
Generic Substrate (20mm Cavity)

Drawing Name
Sub-Floor Foundation - Option 5

Scale
1 : 2 @ A4

Date
1 October 2019

Sheet
10.02.44

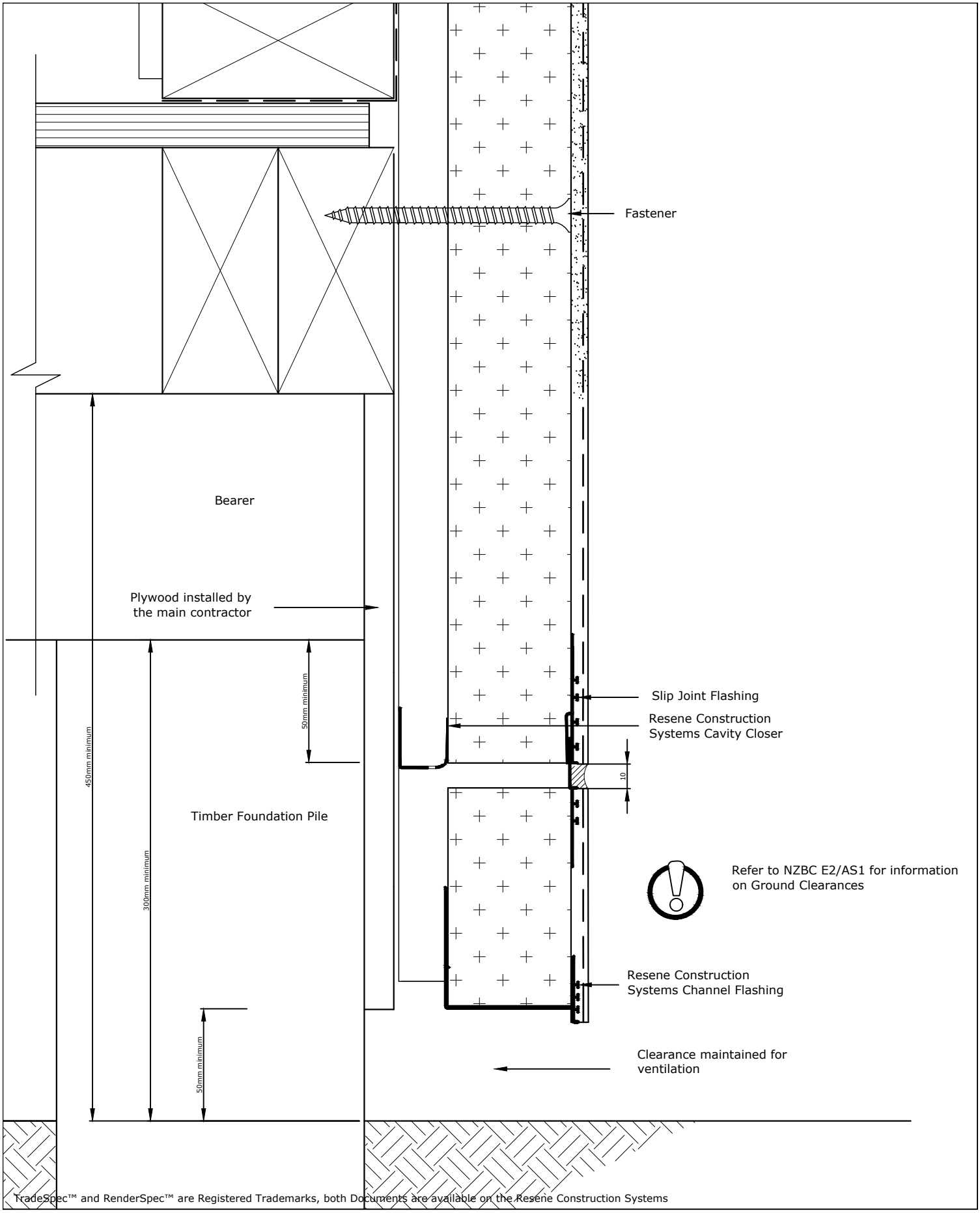

TradeSpec™ and RenderSpec™ are Registered Trademarks, both Documents are available on the Resene Construction Systems

Resene Construction Systems

CONFIDENTIALITY: No part of this publication may be reproduced or transmitted other than the intended use by Resene Construction Systems without written consent from the author.

System
Generic System

Substrate
Generic Substrate (20mm Cavity)

Drawing Name
Sub-Floor Foundation - Option 6

Scale
1 : 2 @ A4

Date
1 October 2019

Sheet
10.02.45

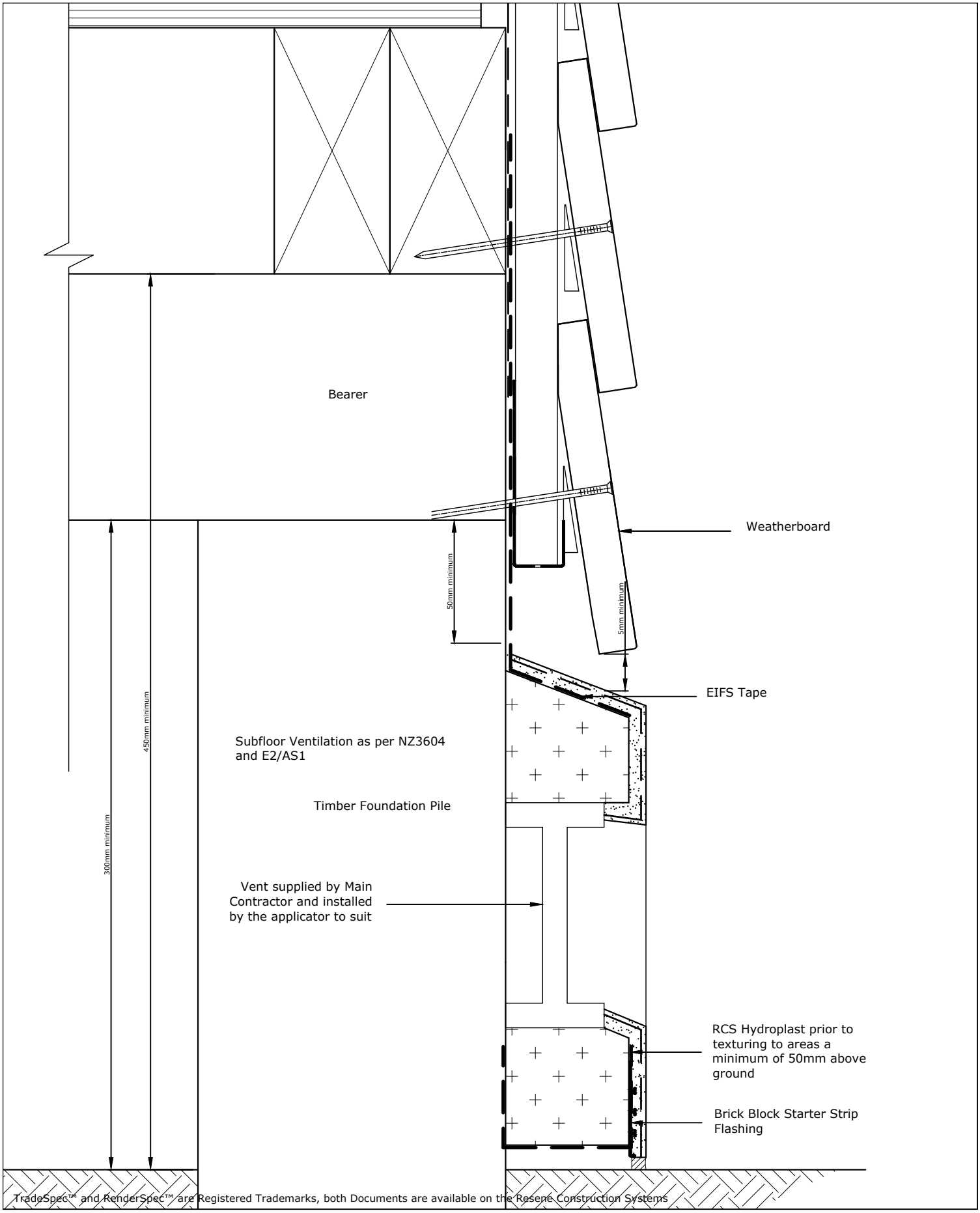

TradeSpec™ and RenderSpec™ are Registered Trademarks, both Documents are available on the Resene Construction Systems

Resene Construction Systems

CONFIDENTIALITY: No part of this publication may be reproduced or transmitted other than the intended use by Resene Construction Systems without written consent from the author.

System
Generic System

Scale
1 : 2 @ A4

Substrate
Generic Substrate (20mm Cavity)

Date
6 June 2019

Drawing Name
Sub-Floor Foundation - Option 7

Sheet
10.02.46

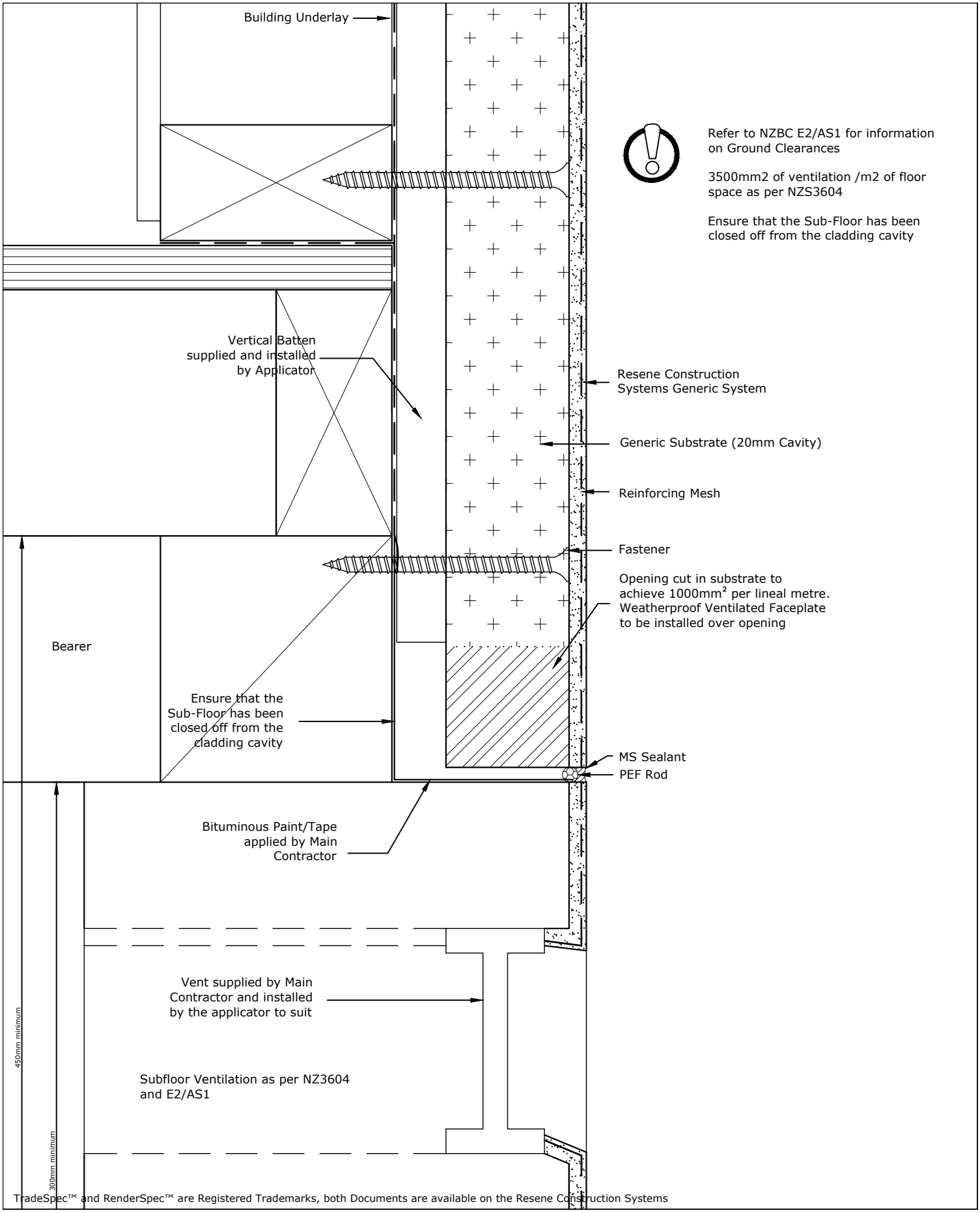

TradeSpec™ and RenderSpec™ are Registered Trademarks, both Documents are available on the Resene Construction Systems

Resene Construction Systems

CONFIDENTIALITY: No part of this publication may be reproduced or transmitted other than the intended use by Resene Construction Systems without written consent from the author.

System
Generic System

Substrate
Generic Substrate (20mm Cavity)

Drawing Name
Sub-Floor Foundation - Option 8

Scale
1 : 2 @ A4

Date
1 November 2017

Sheet
10.02.47

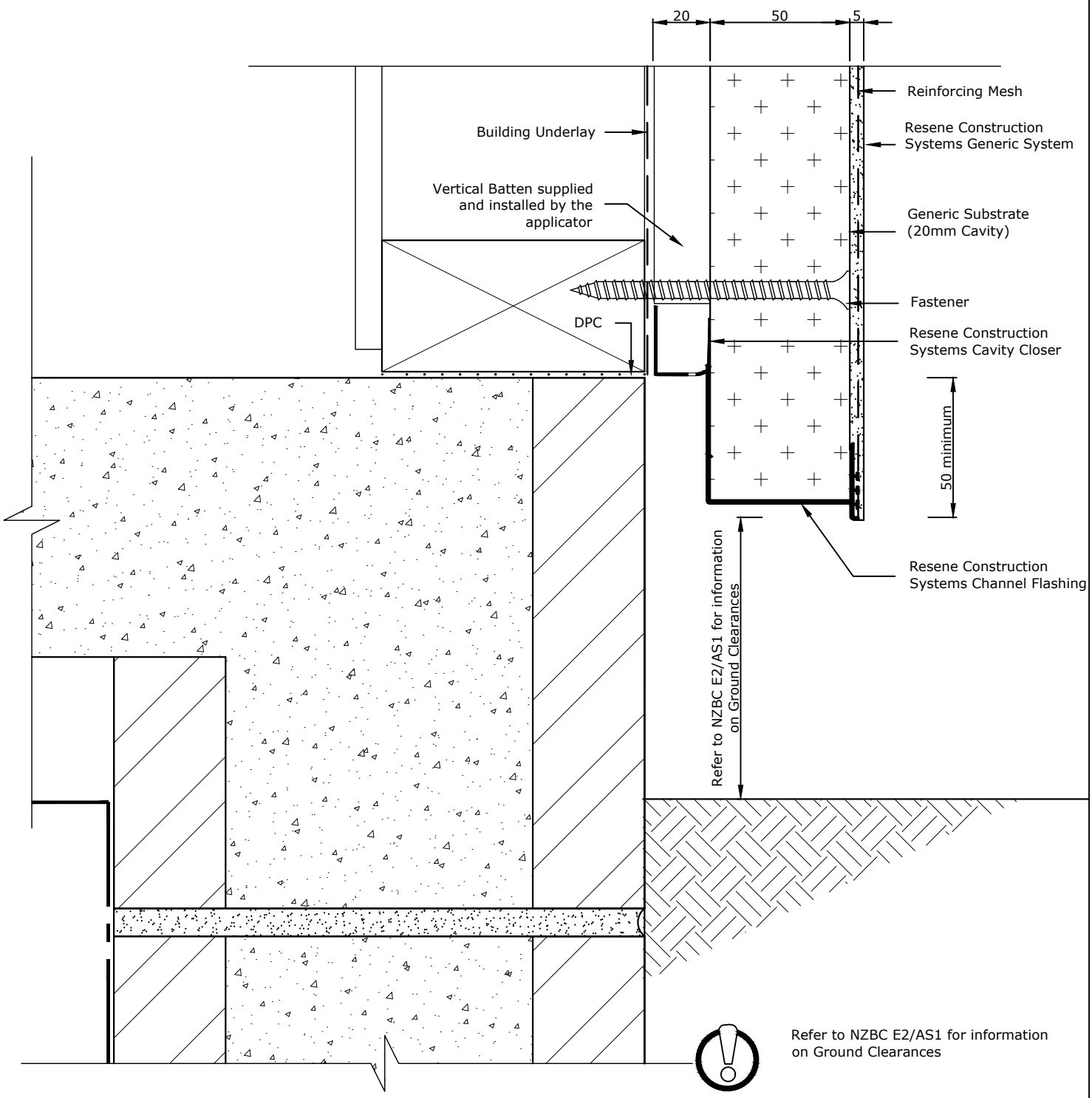

TradeSpec™ and RenderSpec™ are Registered Trademarks, both Documents are available on the Resene Construction Systems

Resene Construction Systems

CONFIDENTIALITY: No part of this publication may be reproduced or transmitted other than the intended use by Resene Construction Systems without written consent from the author.

System
Generic System

Substrate
Generic Substrate (20mm Cavity)

Drawing Name
Concrete Block Foundation

Scale
1 : 2 @ A4

Date
1 October 2019

Sheet
10.02.50

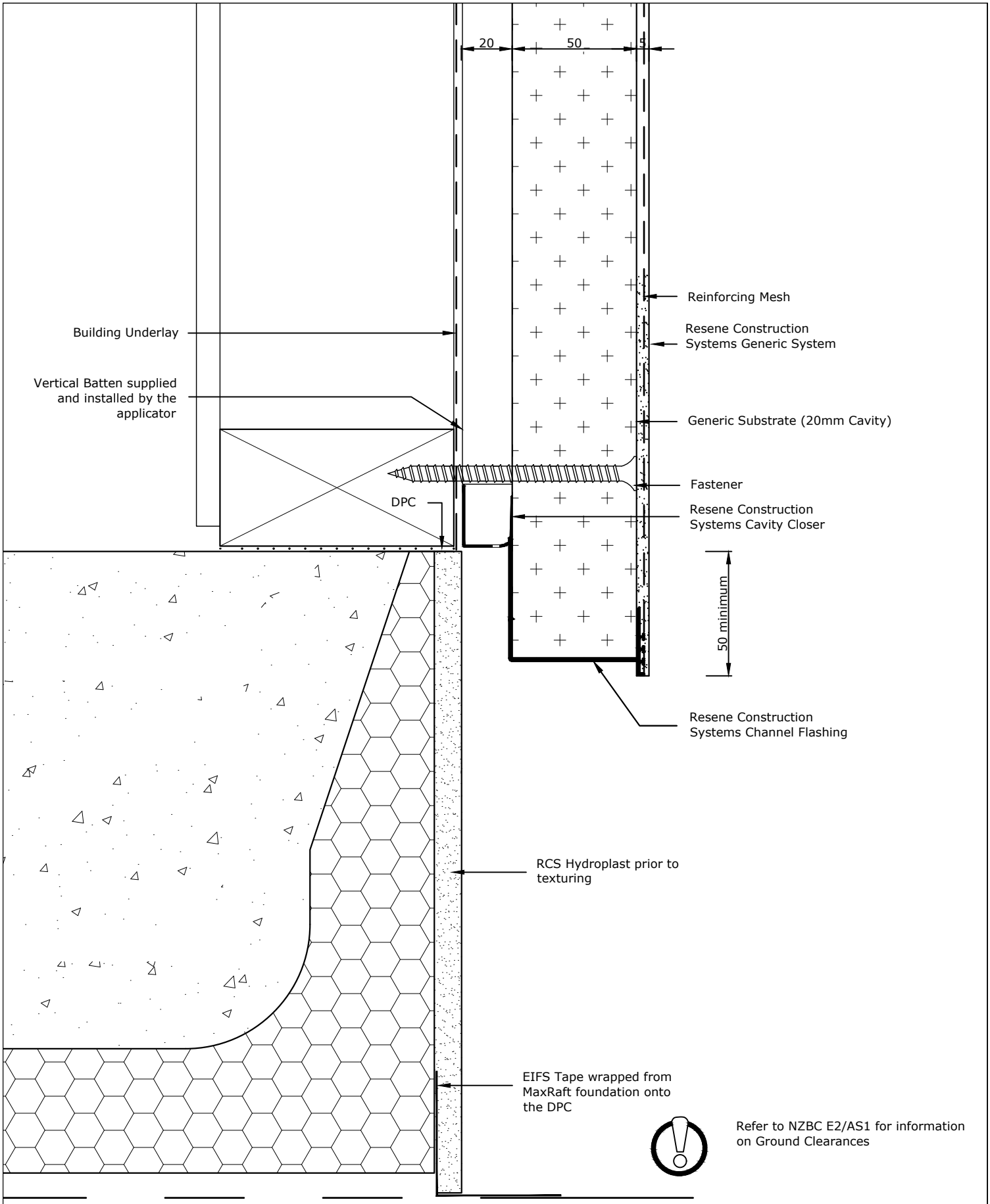

TradeSpec™ and RenderSpec™ are Registered Trademarks, both Documents are available on the Resene Construction Systems

Resene Construction Systems

CONFIDENTIALITY: No part of this publication may be reproduced or transmitted other than the intended use by Resene Construction Systems without written consent from the author.

System
Generic System

Scale
1 : 2 @ A4

Substrate
Generic Substrate (20mm Cavity)

Date
1 October 2019

Drawing Name
Maxraft Floor System - Option 1

Sheet
10.02.60



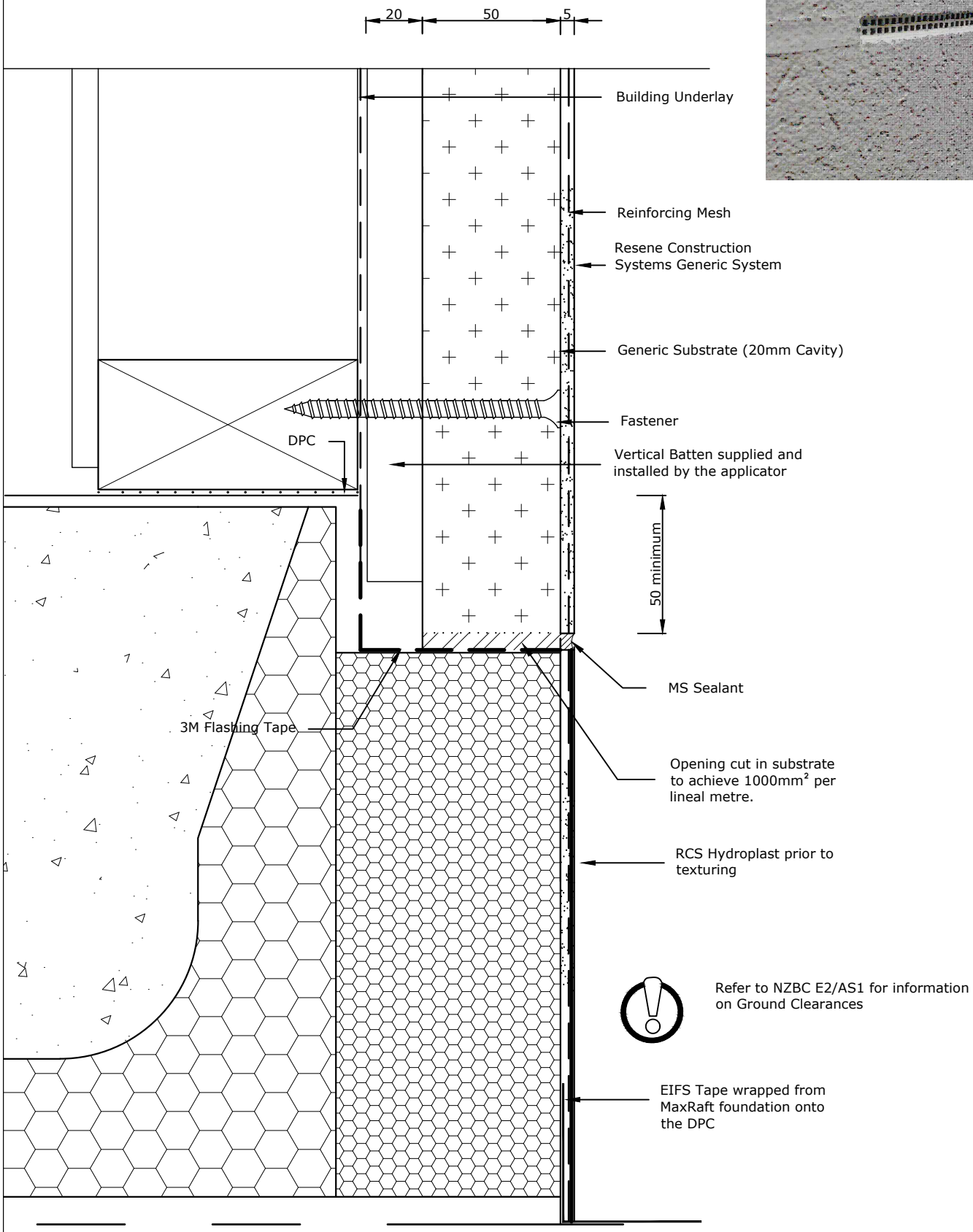

TradeSpec™ and RenderSpec™ are Registered Trademarks, both Documents are available on the Resene Construction Systems

Resene Construction Systems

CONFIDENTIALITY: No part of this publication may be reproduced or transmitted other than the intended use by Resene Construction Systems without written consent from the author.

System
Generic System

Substrate
Generic Substrate (20mm Cavity)

Drawing Name
Maxraft Floor System - Option 2

Scale
1 : 2 @ A4

Date
15 March 2019

Sheet
10.02.61

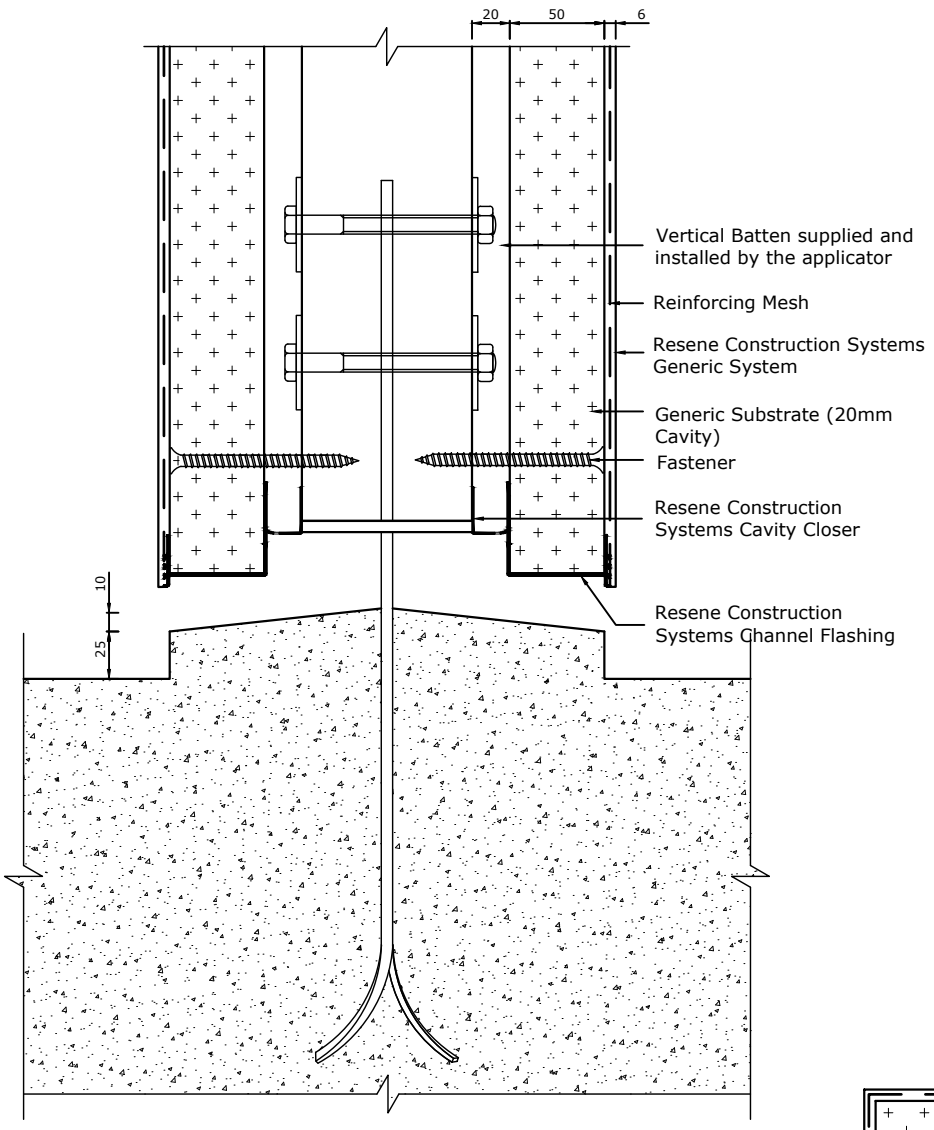

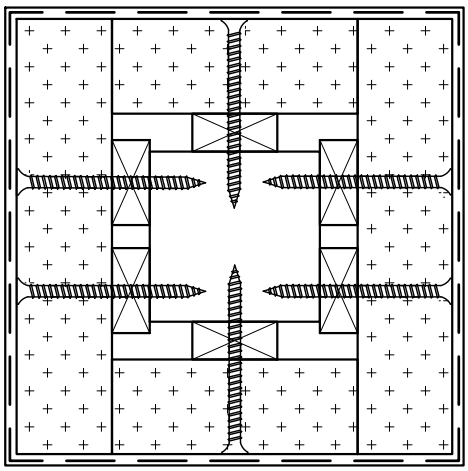

TradeSpec™ and RenderSpec™ are Registered Trademarks, both Documents are available on the Resene Construction Systems

Resene Construction Systems

CONFIDENTIALITY: No part of this publication may be reproduced or transmitted other than the intended use by Resene Construction Systems without written consent from the author.

System
Generic System

Substrate
Generic Substrate (20mm Cavity)

Drawing Name
Post Detail

Scale
1 : 2 @ A4

Date
1 October 2019

Sheet
10.02.70

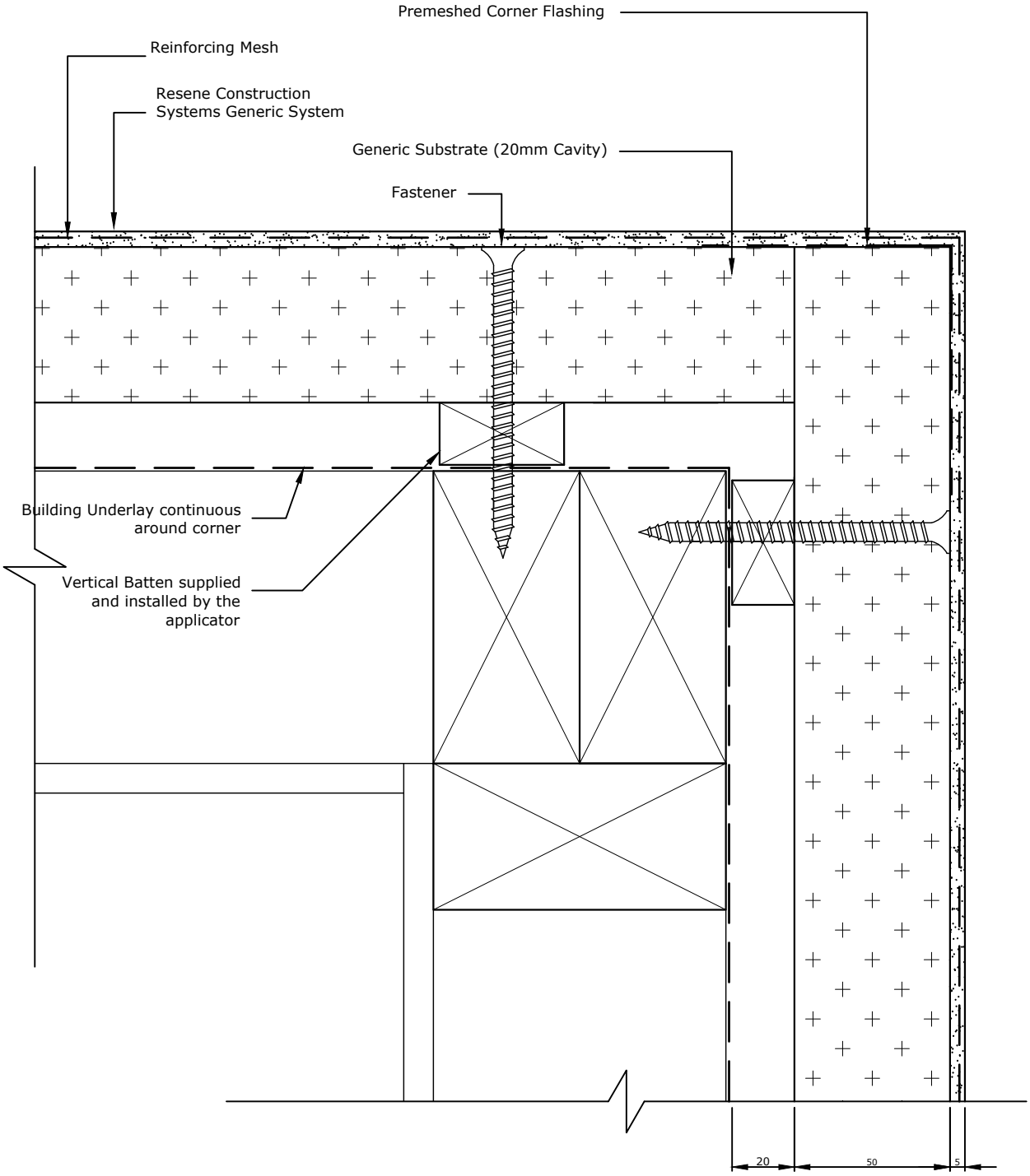

TradeSpec™ and RenderSpec™ are Registered Trademarks, both Documents are available on the Resene Construction Systems website

Resene Construction Systems

CONFIDENTIALITY: No part of this publication may be reproduced or transmitted other than the intended use by Resene Construction Systems without written consent from the author.

System
Generic System

Substrate
Generic Substrate (20mm Cavity)

Drawing Name
External Corner

Scale
1 : 2 @ A4

Date
1 November 2017

Sheet
10.03.00

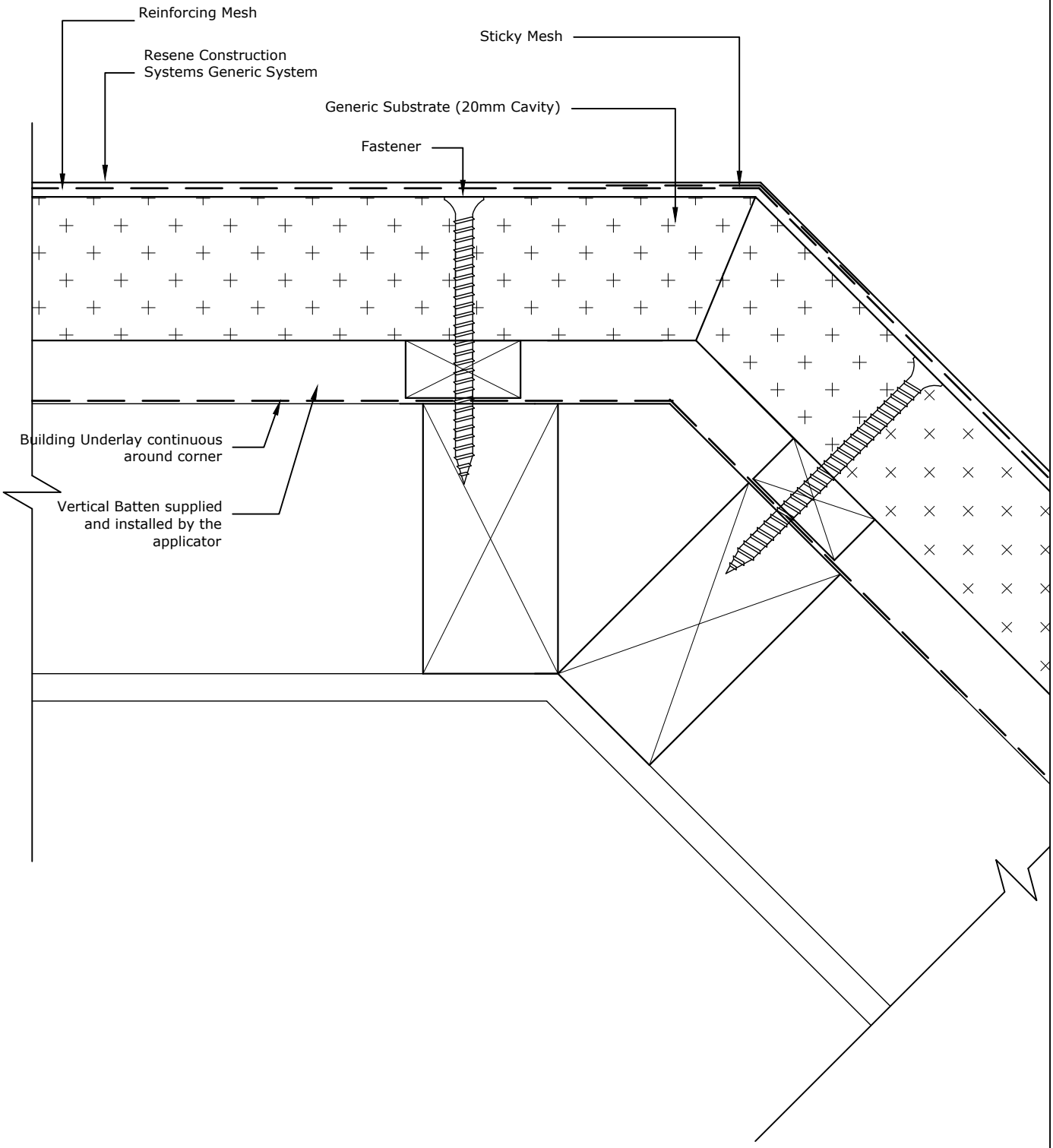

TradeSpec™ and RenderSpec™ are Registered Trademarks, both Documents are available on the Resene Construction Systems

Resene Construction Systems

CONFIDENTIALITY: No part of this publication may be reproduced or transmitted other than the intended use by Resene Construction Systems without written consent from the author.

System
Generic System

Substrate
Generic Substrate (20mm Cavity)

Drawing Name
External Corner - 45 degrees

Scale
1 : 2 @ A4

Date
1 November 2017

Sheet
10.03.01

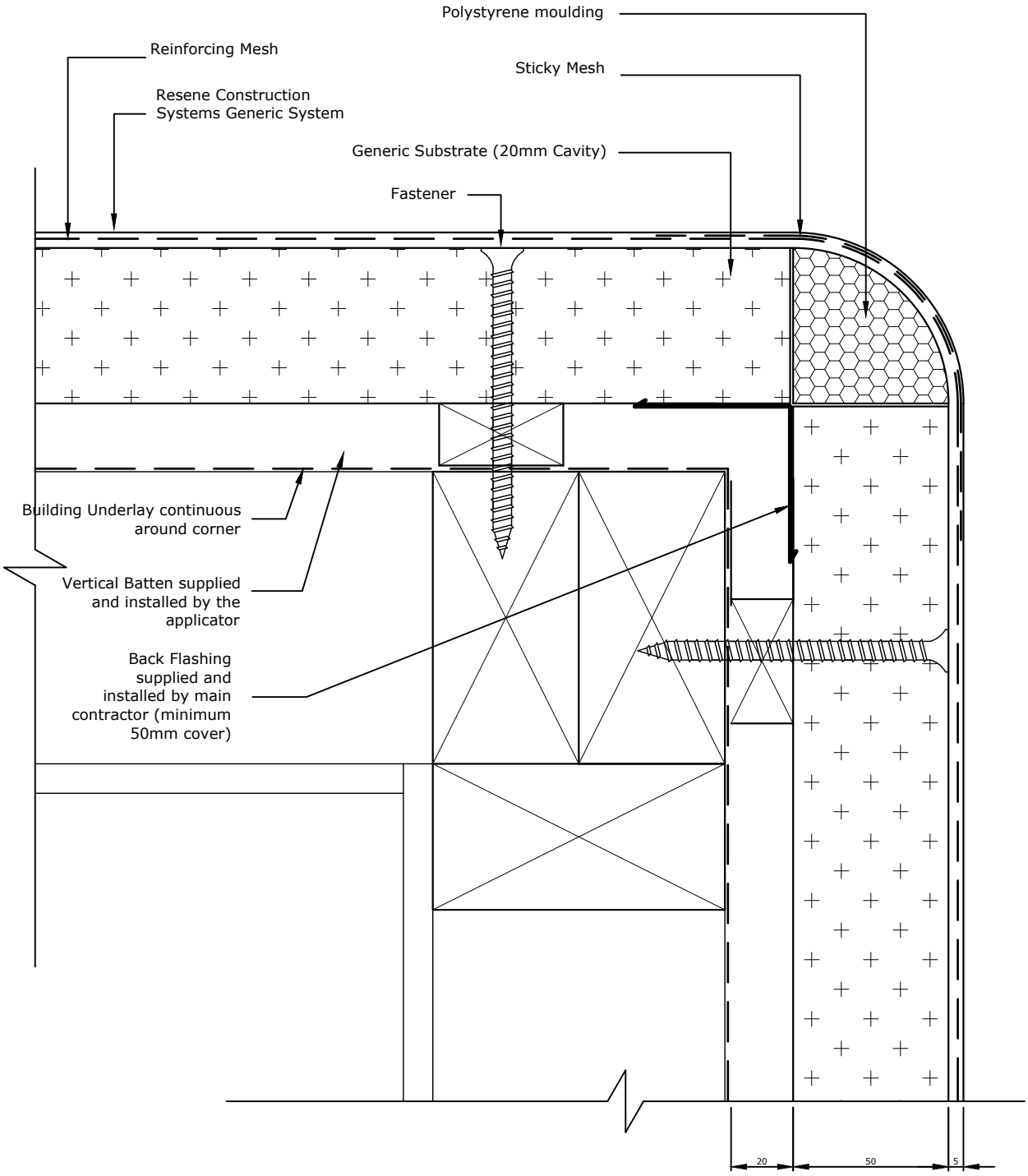

TradeSpec™ and RenderSpec™ are Registered Trademarks, both Documents are available on the Resene Construction Systems

Resene Construction Systems

CONFIDENTIALITY: No part of this publication may be reproduced or transmitted other than the intended use by Resene Construction Systems without written consent from the author.

System
Generic System

Substrate
Generic Substrate (20mm Cavity)

Drawing Name
External Corner- Rounded

Scale
1 : 2 @ A4

Date
1 November 2017

Sheet
10.03.02

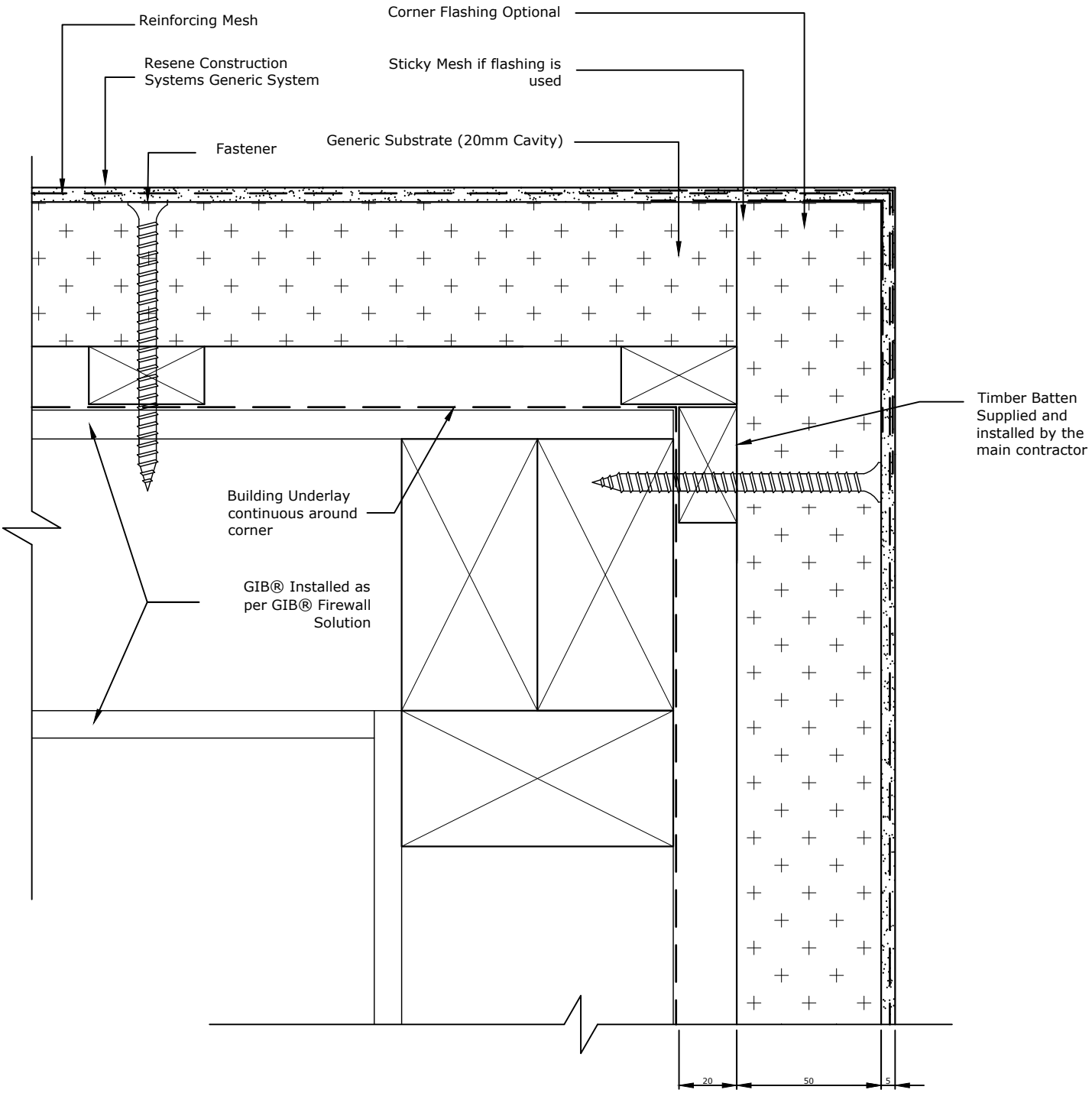

Timber Batten to be sized to the FRR rating of the Wall.

E.g 60 minute wall needs a batten 39mm x the cavity depth based on a char value of 0.65mm per minute.

TradeSpec™ and RenderSpec™ are Registered Trademarks, both Documents are available on the Resene Construction Systems

Resene Construction Systems

CONFIDENTIALITY: No part of this publication may be reproduced or transmitted other than the intended use by Resene Construction Systems without written consent from the author.

System	Scale
Generic System	1 : 2 @ A4
Substrate	**Date**
Generic Substrate (20mm Cavity)	1 November 2017
Drawing Name	**Sheet**
External Corner GIB Firewall	10.03.03

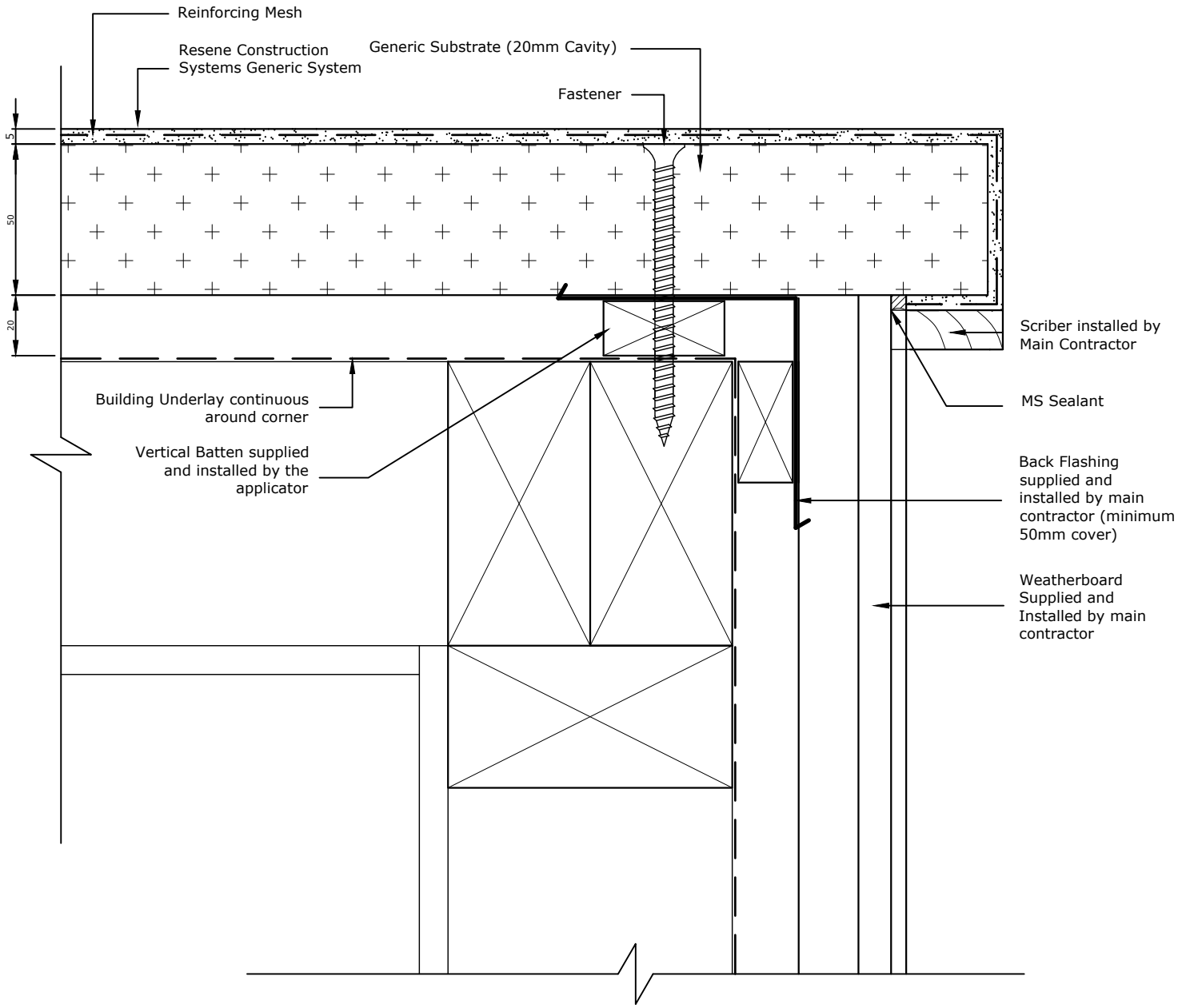

TradeSpec™ and RenderSpec™ are Registered Trademarks, both Documents are available on the Resene Construction Systems website

Resene Construction Systems

CONFIDENTIALITY: No part of this publication may be reproduced or transmitted other than the intended use by Resene Construction Systems without written consent from the author.

System
Generic System

Substrate
Generic Substrate (20mm Cavity)

Drawing Name
External Corner with Weatherboard - Option 1

Scale
1 : 2 @ A4

Date
1 November 2017

Sheet
10.03.11

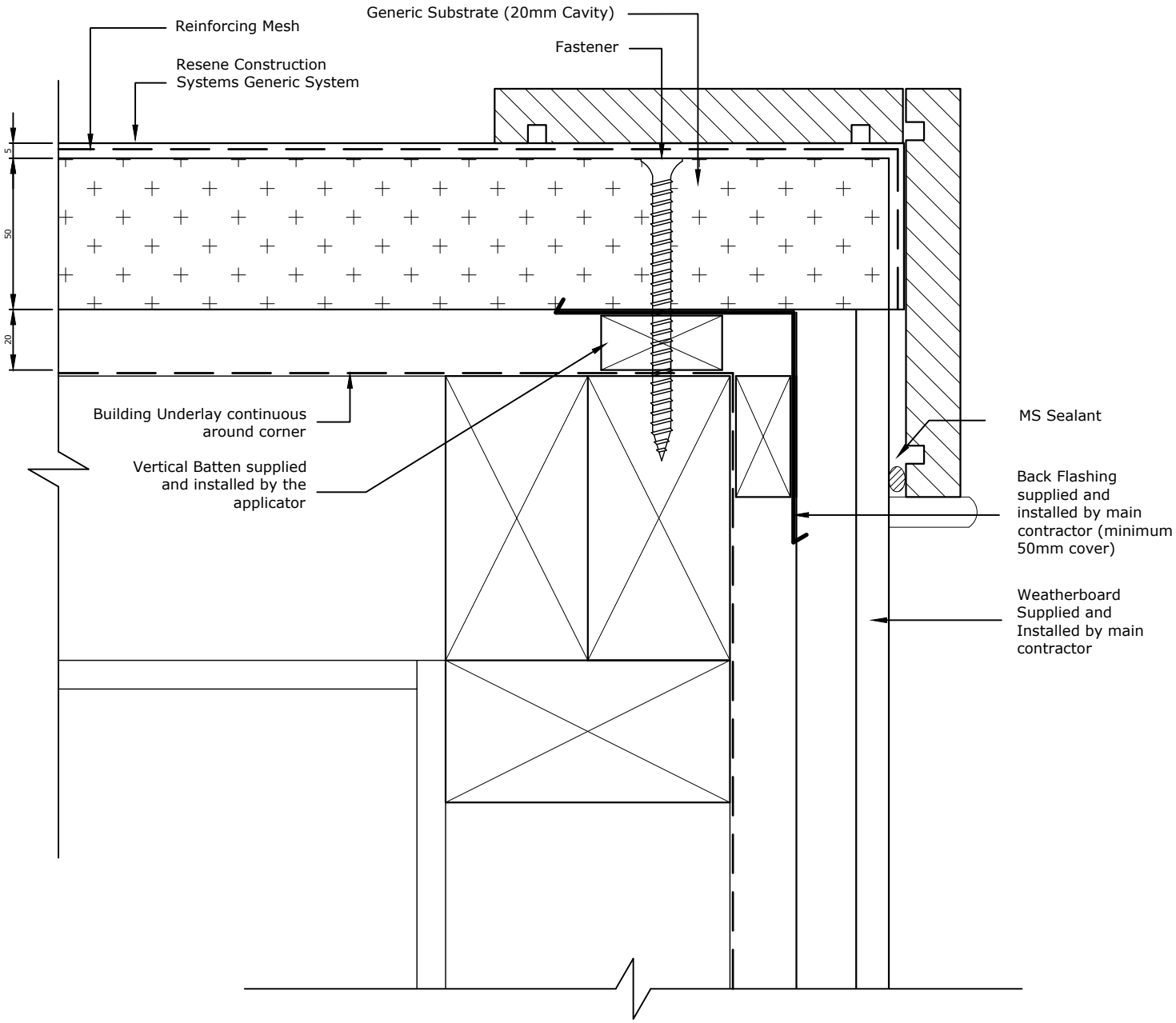

TradeSpec™ and RenderSpec™ are Registered Trademarks, both Documents are available on the Resene Construction Systems

Resene Construction Systems

CONFIDENTIALITY: No part of this publication may be reproduced or transmitted other than the intended use by Resene Construction Systems without written consent from the author.

System
Generic System

Substrate
Generic Substrate (20mm Cavity)

Drawing Name
External Corner with Weatherboard - Option 2

Scale
1 : 2 @ A4

Date
1 November 2017

Sheet
10.03.11

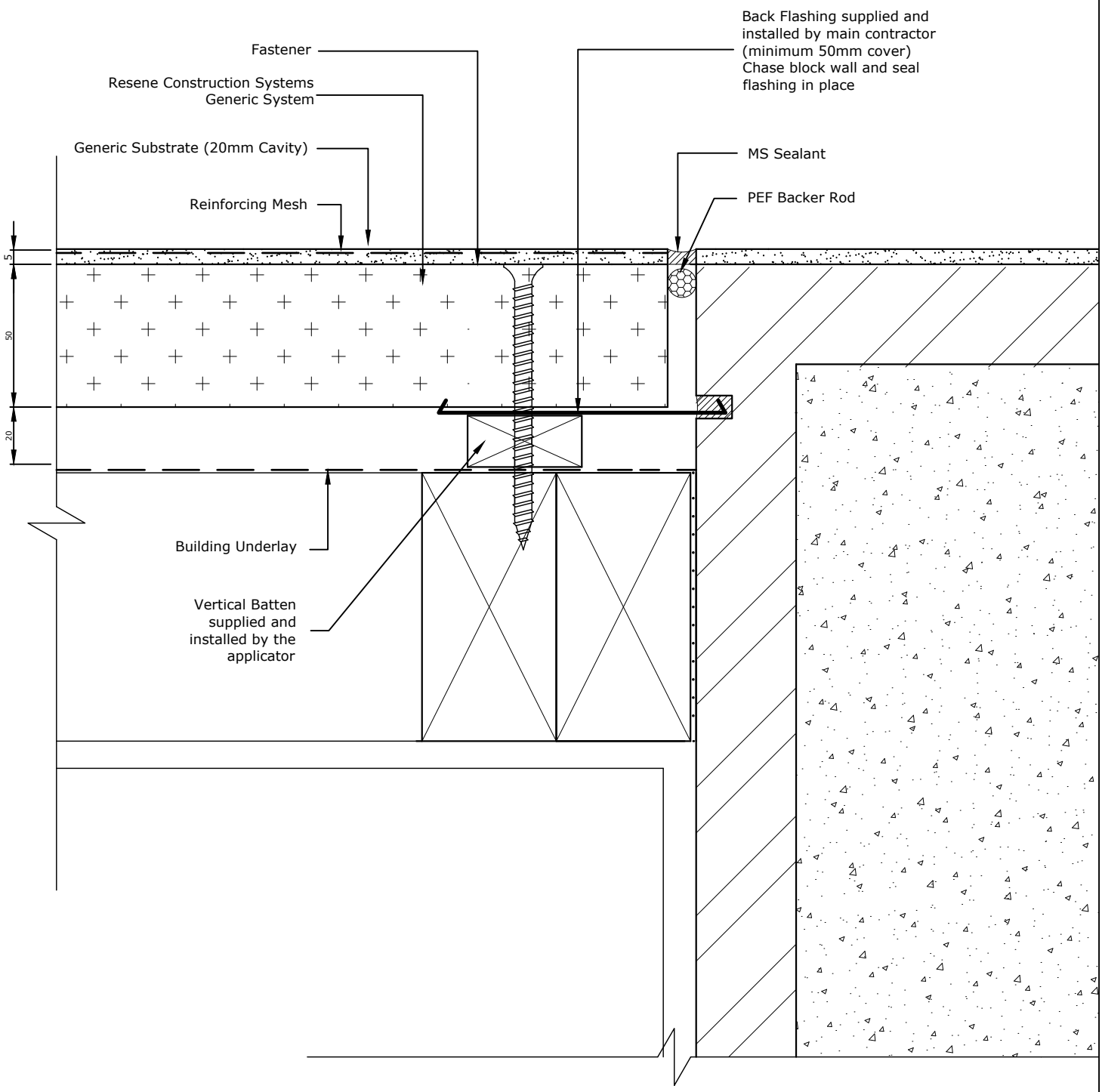

TradeSpec™ and RenderSpec™ are Registered Trademarks, both Documents are available on the Resene Construction Systems website

Resene Construction Systems

CONFIDENTIALITY: No part of this publication may be reproduced or transmitted other than the intended use by Resene Construction Systems without written consent from the author.

System
Generic System

Scale
1 : 2 @ A4

Substrate
Generic Substrate (20mm Cavity)

Date
1 November 2017

Drawing Name
External Corner with Masonry Block - Option 1

Sheet
10.03.20

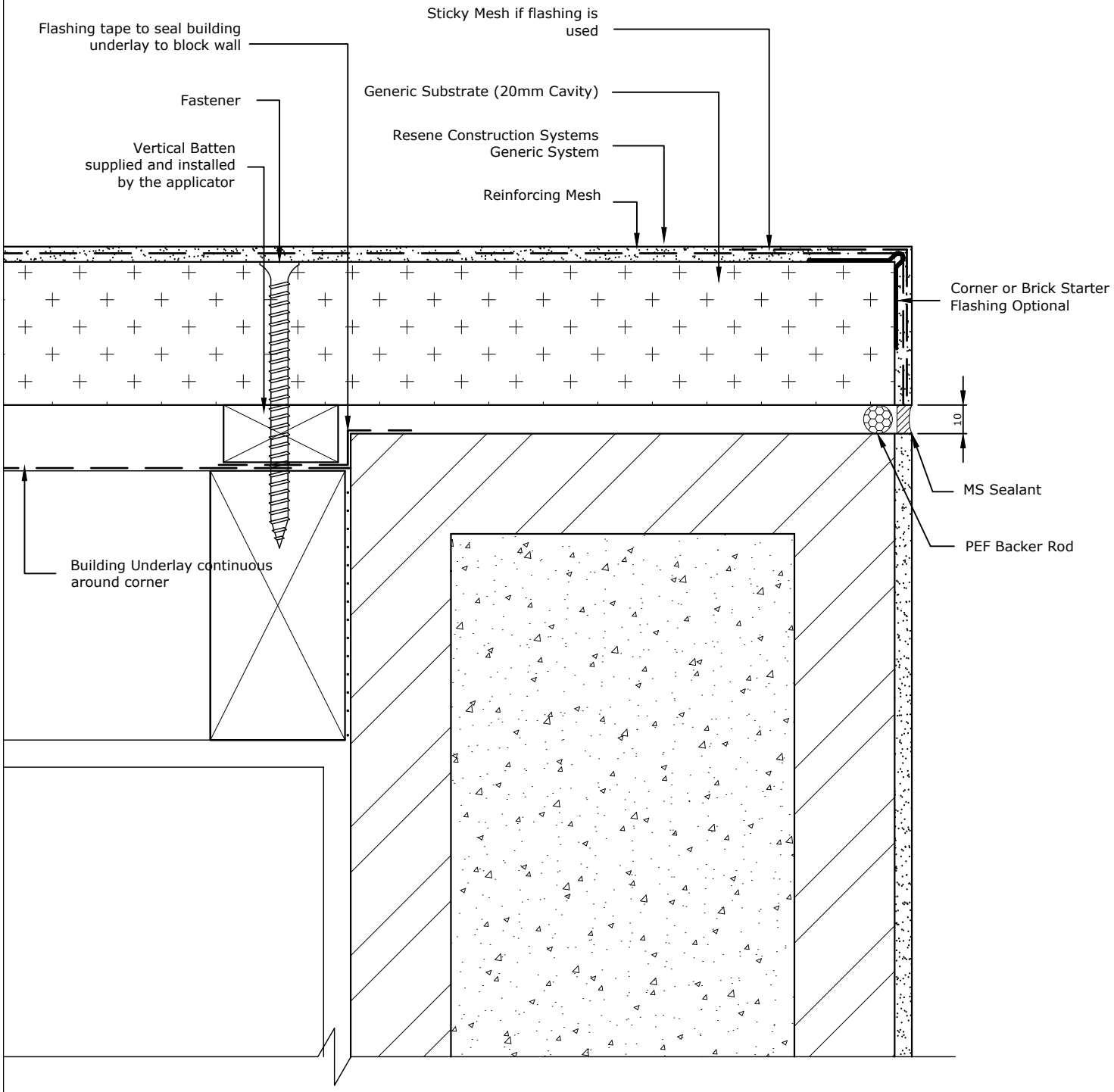

TradeSpec™ and RenderSpec™ are Registered Trademarks, both Documents are available on the Resene Construction Systems website

Resene Construction Systems

CONFIDENTIALITY: No part of this publication may be reproduced or transmitted other than the intended use by Resene Construction Systems without written consent from the author.

System
Generic System

Substrate
Generic Substrate (20mm Cavity)

Drawing Name
External Corner with Masonry Block - Option 2

Scale
1 : 2 @ A4

Date
1 November 2017

Sheet
10.03.21

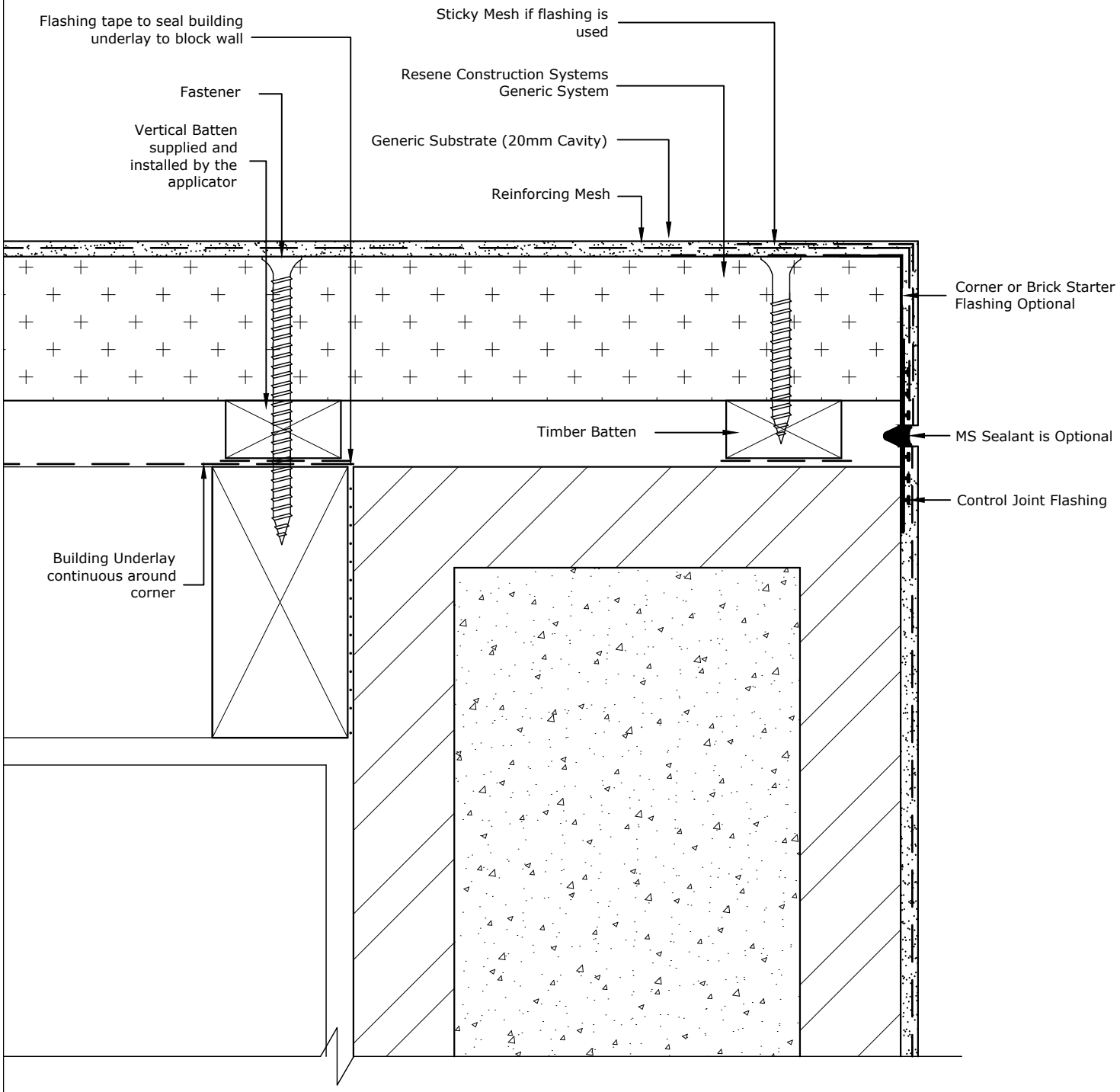

TradeSpec™ and RenderSpec™ are Registered Trademarks, both Documents are available on the Resene Construction Systems

Resene Construction Systems

CONFIDENTIALITY: No part of this publication may be reproduced or transmitted other than the intended use by Resene Construction Systems without written consent from the author.

System
Generic System

Substrate
Generic Substrate (20mm Cavity)

Drawing Name
External Corner with Masonry Block - Option 3

Scale
1 : 2 @ A4

Date
1 November 2017

Sheet
10.03.22

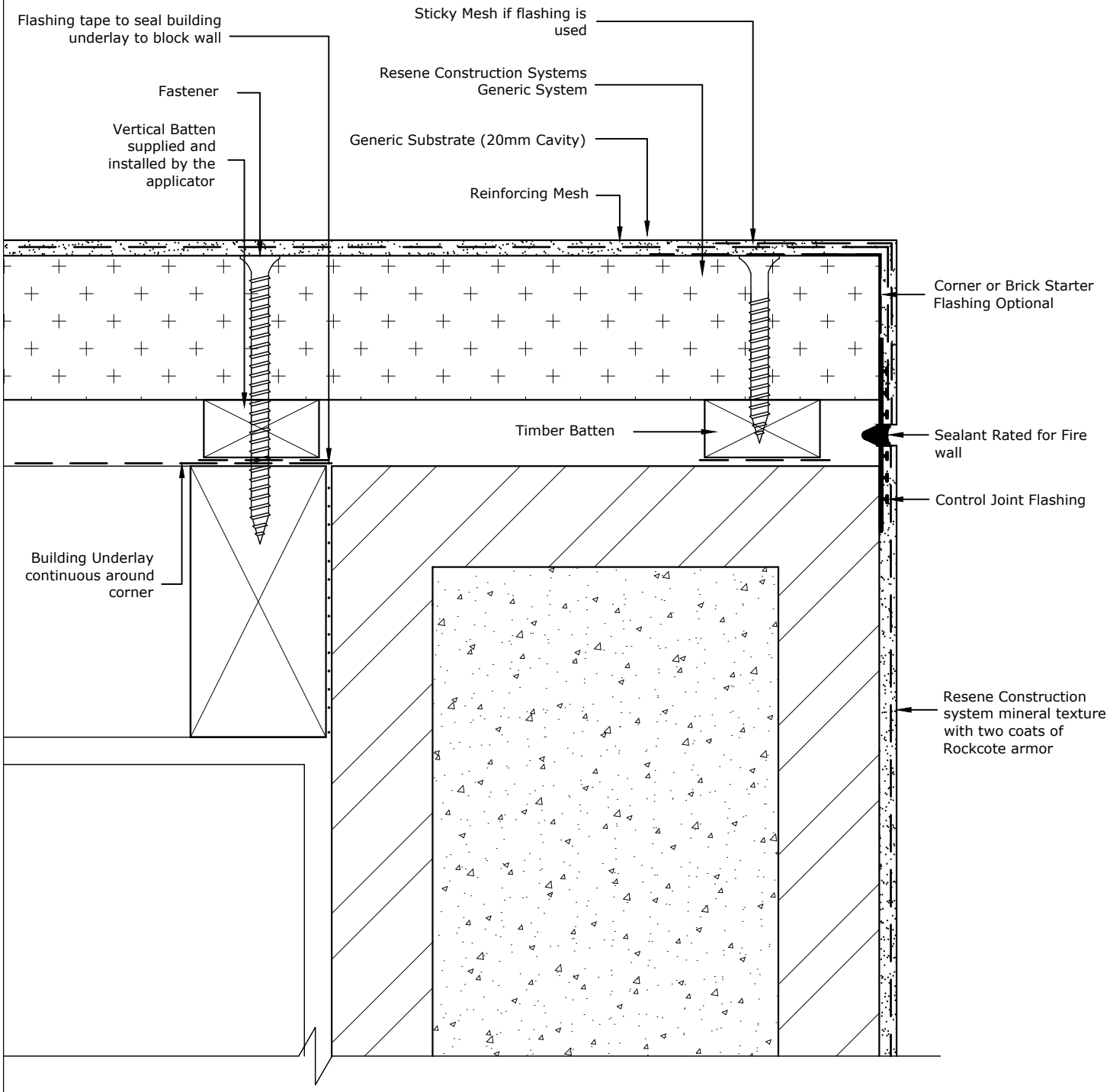

TradeSpec™ and RenderSpec™ are Registered Trademarks, both Documents are available on the Resene Construction Systems

Resene Construction Systems

CONFIDENTIALITY: No part of this publication may be reproduced or transmitted other than the intended use by Resene Construction Systems without written consent from the author.

System
Generic System

Substrate
Generic Substrate (20mm Cavity)

Drawing Name
External Corner with Masonry Block Firewall

Scale
1 : 2 @ A4

Date
1 November 2017

Sheet
10.03.25

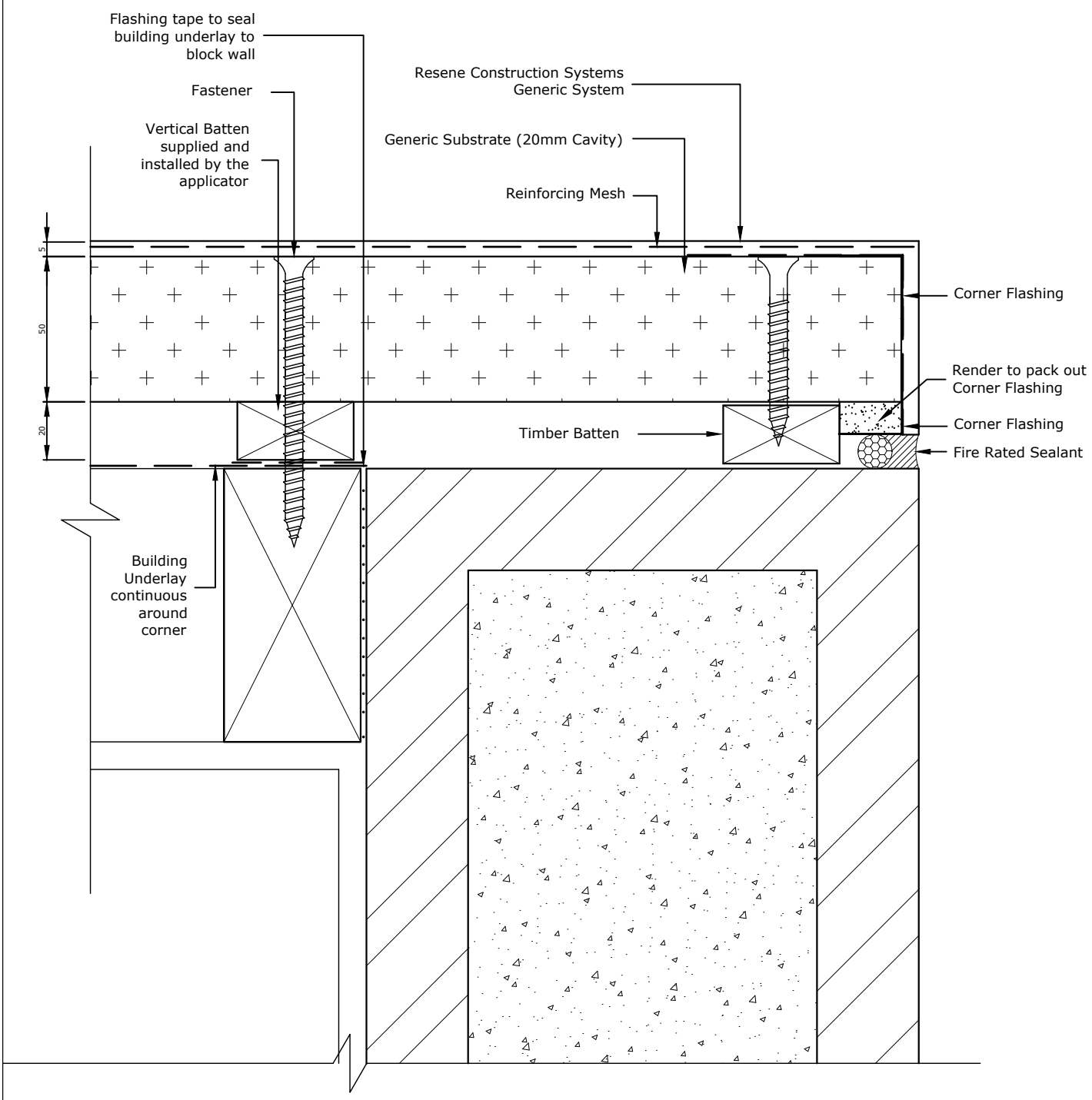

TradeSpec™ and RenderSpec™ are Registered Trademarks, both Documents are available on the Resene Construction Systems

Resene Construction Systems

CONFIDENTIALITY: No part of this publication may be reproduced or transmitted other than the intended use by Resene Construction Systems without written consent from the author.

System
Generic System

Substrate
Generic Substrate (20mm Cavity)

Drawing Name
External Corner with Masonry Block Firewall - Option 2

Scale
1 : 2 @ A4

Date
1 March 2021

Sheet
10.03.26

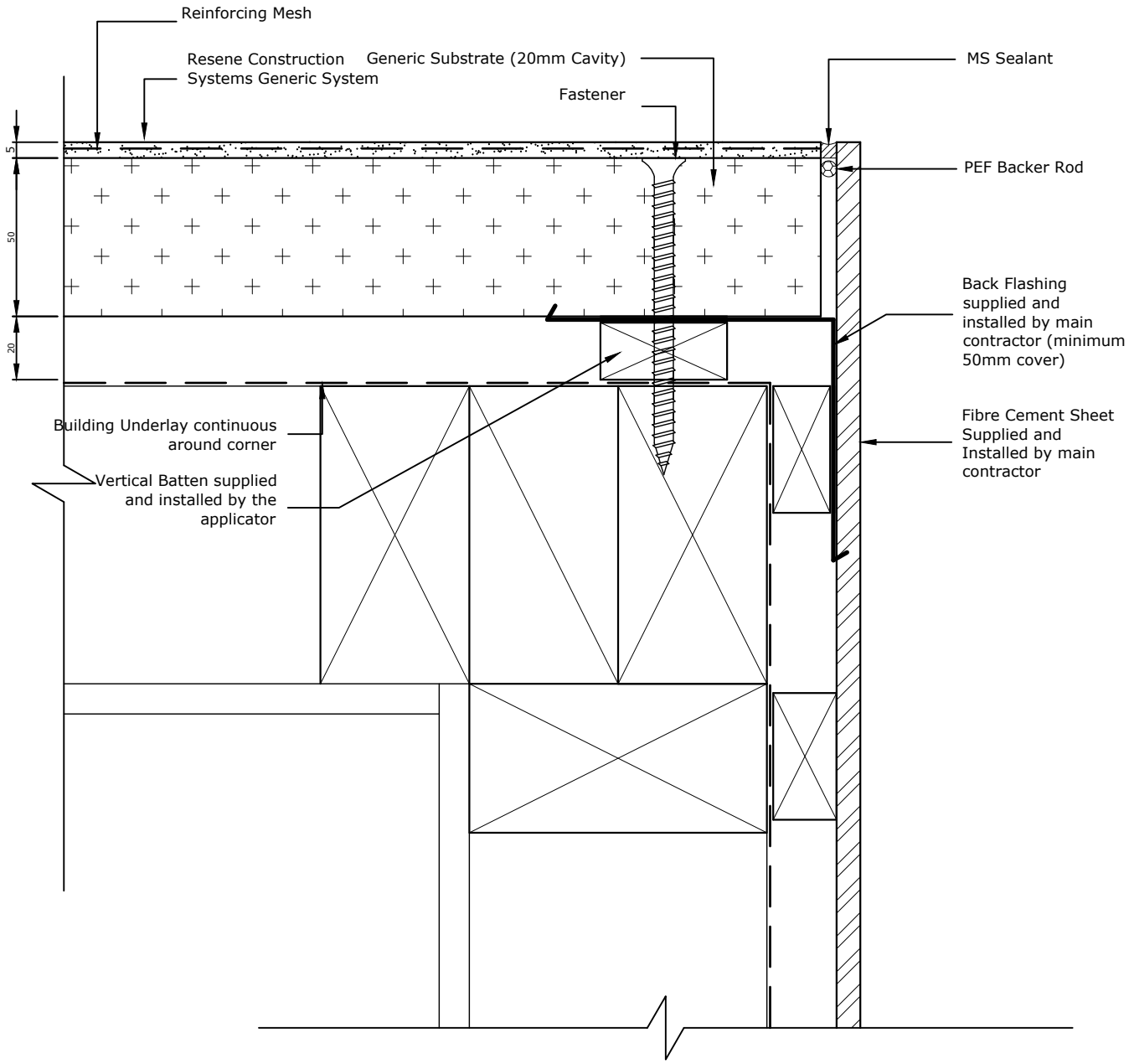

TradeSpec™ and RenderSpec™ are Registered Trademarks, both Documents are available on the Resene Construction Systems website

Resene Construction Systems

CONFIDENTIALITY: No part of this publication may be reproduced or transmitted other than the intended use by Resene Construction Systems without written consent from the author.

System
Generic System

Substrate
Generic Substrate (20mm Cavity)

Drawing Name
External Corner with Fibre Cement Sheet

Scale
1 : 2 @ A4

Date
1 November 2017

Sheet
10.03.30

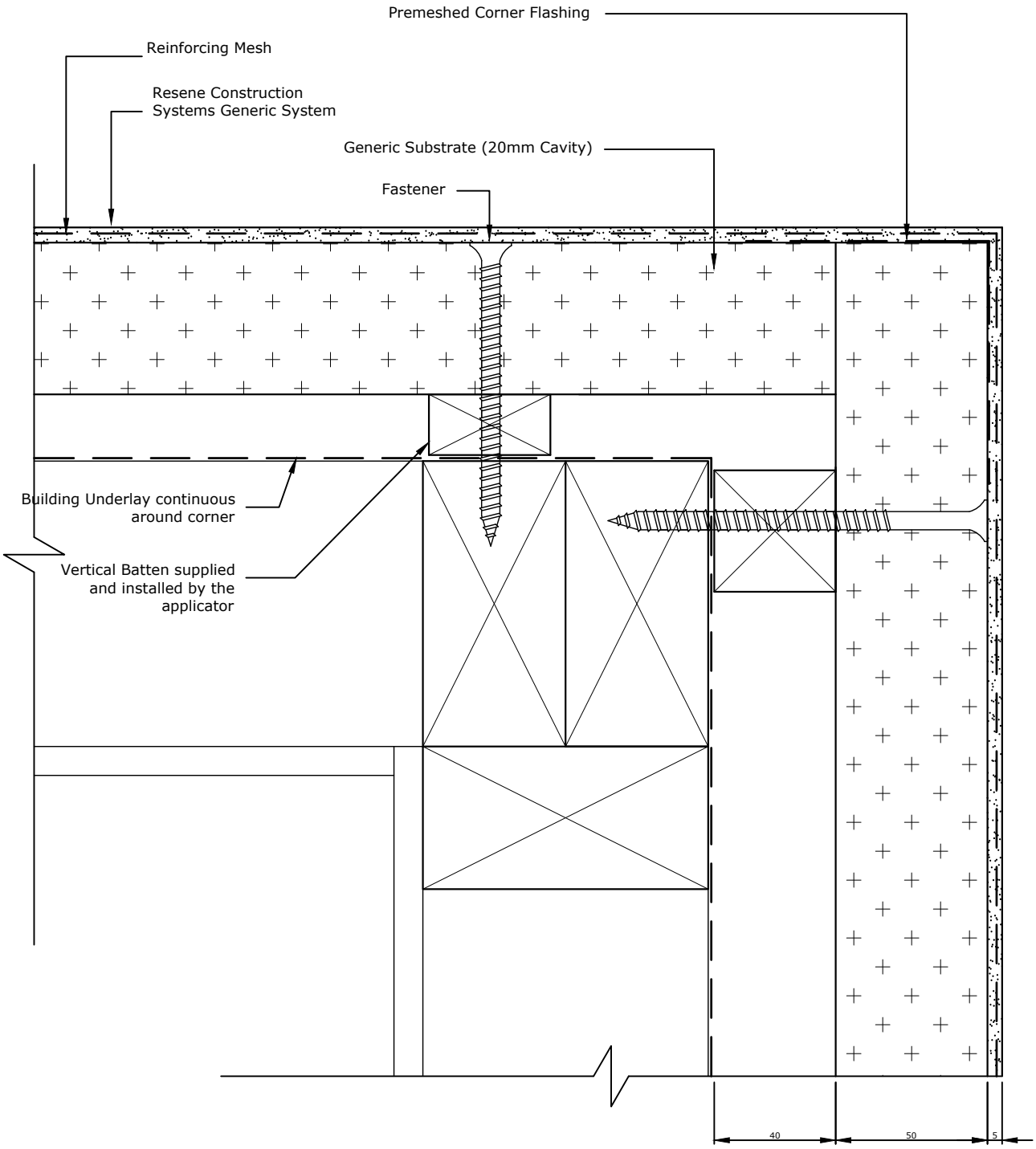

TradeSpec™ and RenderSpec™ are Registered Trademarks, both Documents are available on the Resene Construction Systems

Resene Construction Systems

CONFIDENTIALITY: No part of this publication may be reproduced or transmitted other than the intended use by Resene Construction Systems without written consent from the author.

System
Generic System

Substrate
Generic Substrate (20mm Cavity)

Drawing Name
External Corner to 40mm Cavity

Scale
1 : 2 @ A4

Date
21 November 2023

Sheet
10.03.35

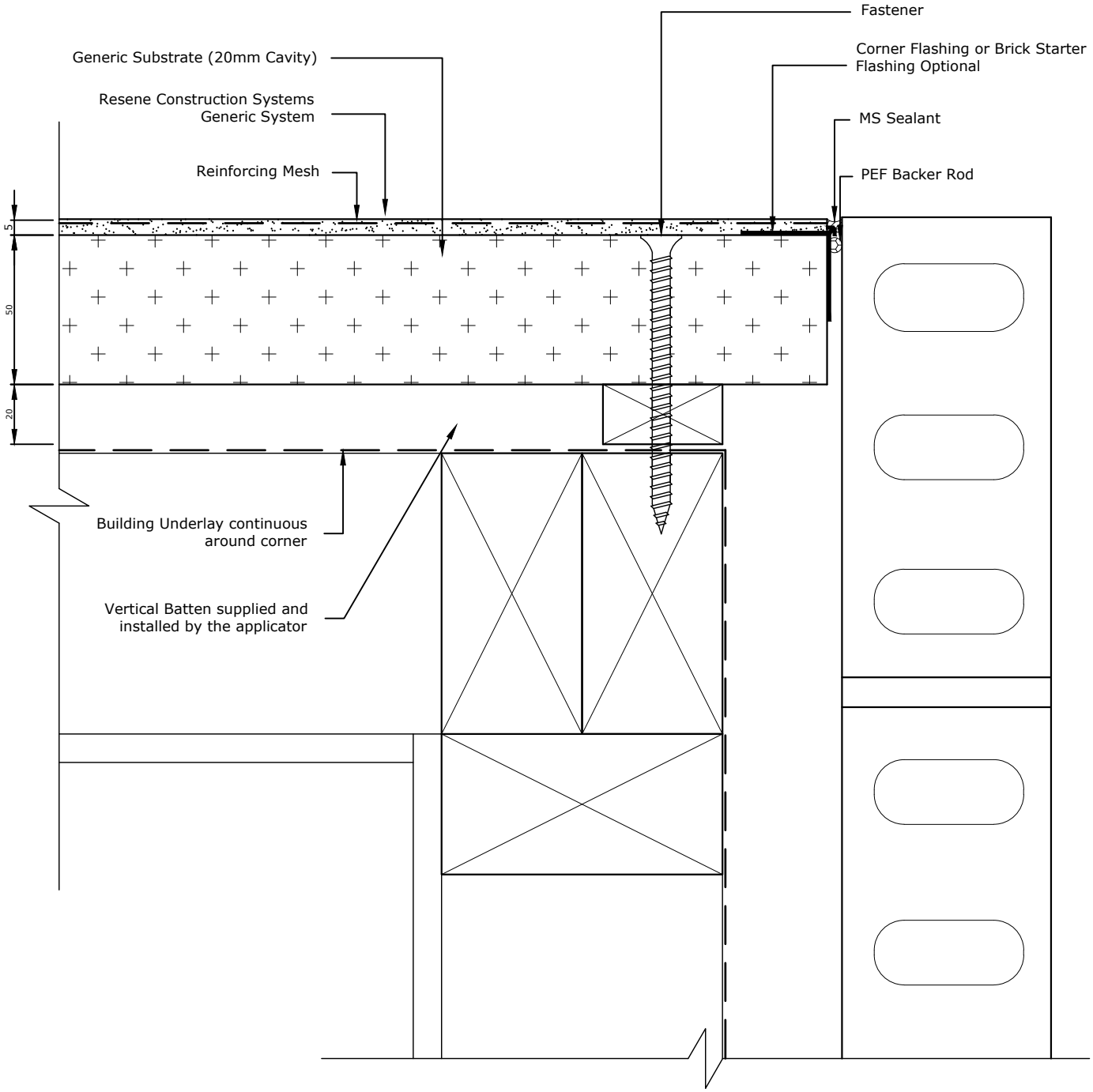

TradeSpec™ and RenderSpec™ are Registered Trademarks, both Documents are available on the Resene Construction Systems website

Resene Construction Systems

CONFIDENTIALITY: No part of this publication may be reproduced or transmitted other than the intended use by Resene Construction Systems without written consent from the author.

System
Generic System

Substrate
Generic Substrate (20mm Cavity)

Drawing Name
External Corner with Brick Veneer

Scale
1 : 2 @ A4

Date
1 November 2017

Sheet
10.03.40

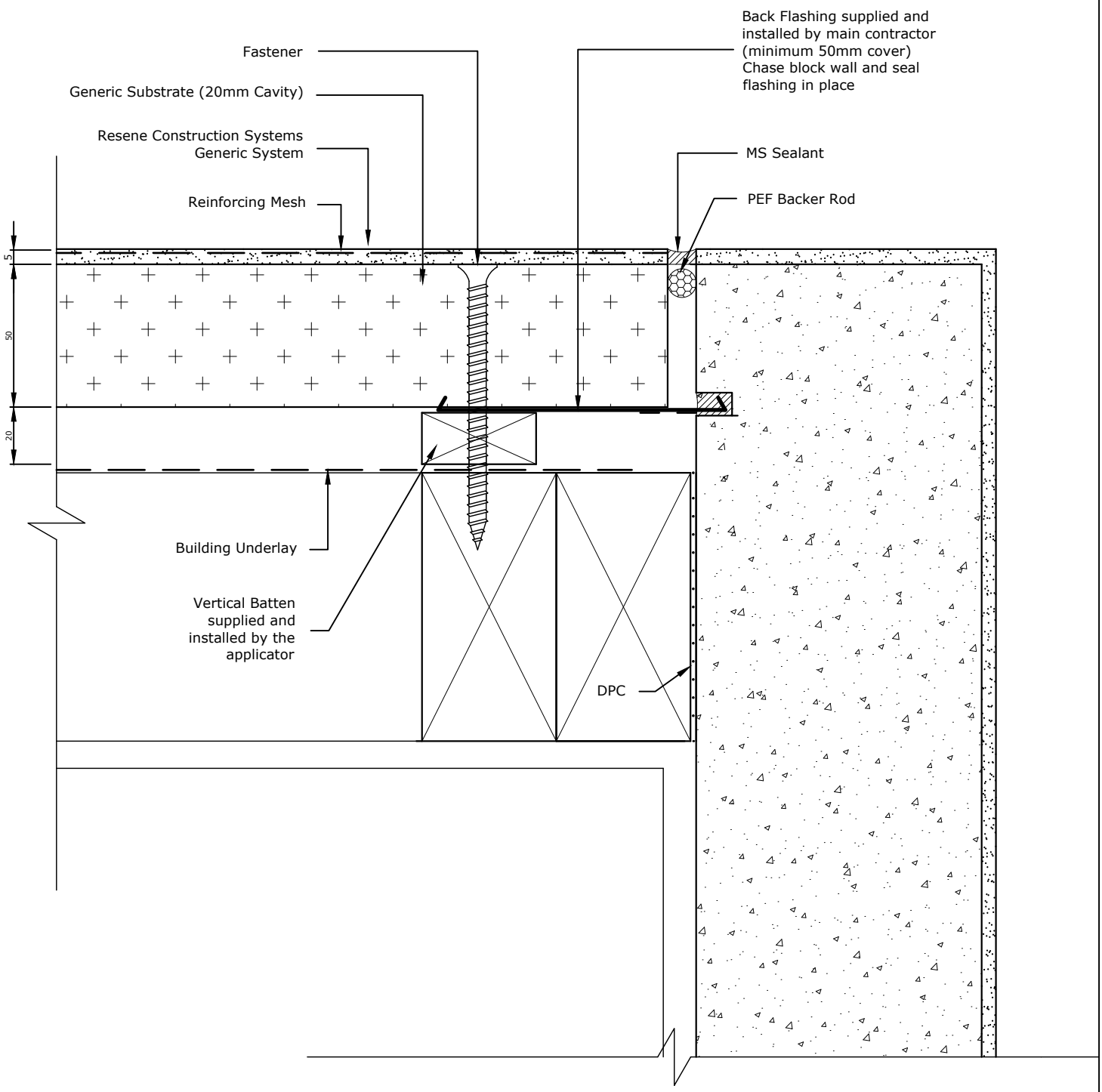

TradeSpec™ and RenderSpec™ are Registered Trademarks, both Documents are available on the Resene Construction Systems

Resene Construction Systems

CONFIDENTIALITY: No part of this publication may be reproduced or transmitted other than the intended use by Resene Construction Systems without written consent from the author.

System
Generic System

Substrate
Generic Substrate (20mm Cavity)

Drawing Name
External Corner with Precast Panel

Scale
1 : 2 @ A4

Date
1 November 2017

Sheet
10.03.50

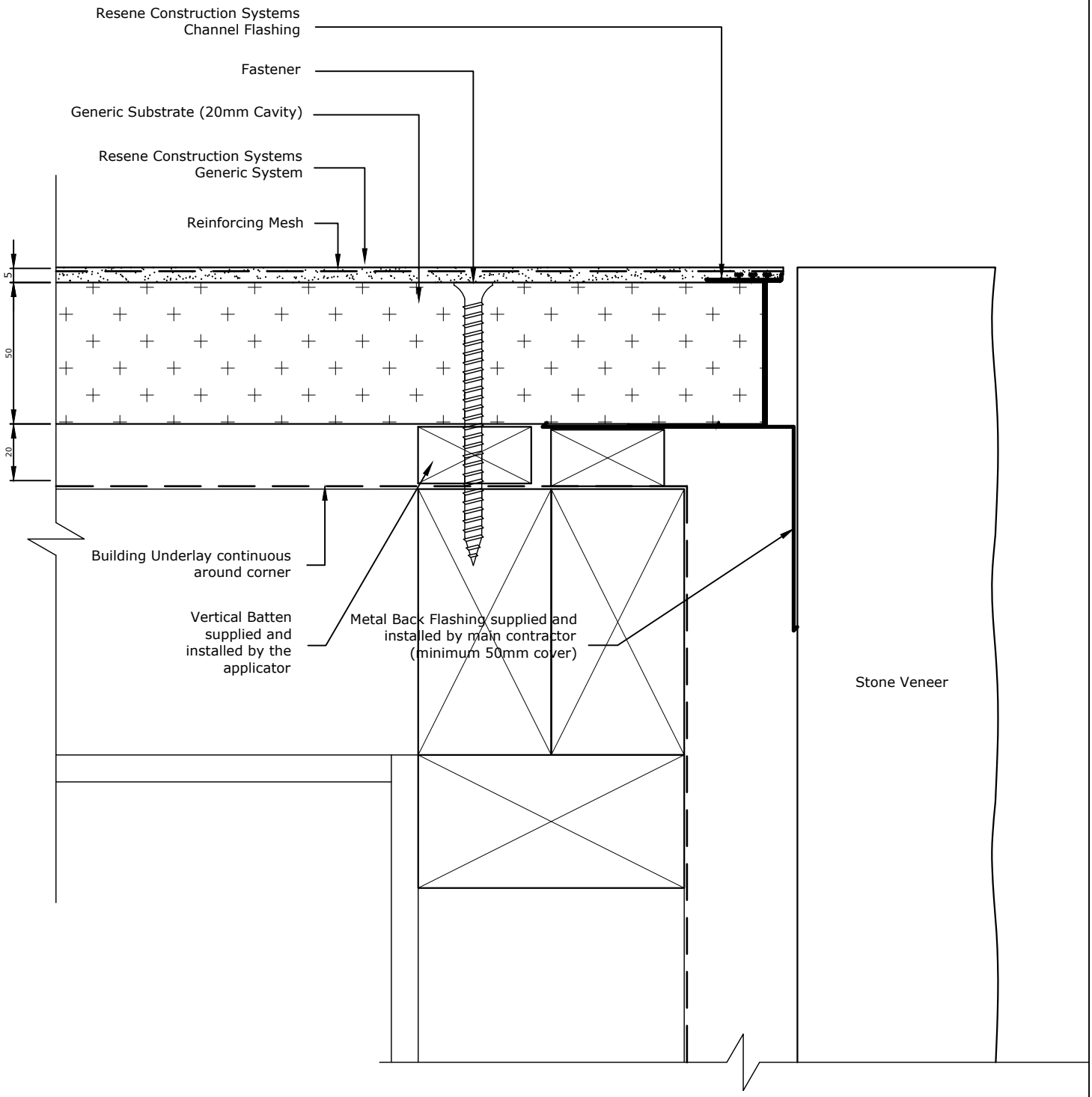

TradeSpec™ and RenderSpec™ are Registered Trademarks, both Documents are available on the Resene Construction Systems

Resene Construction Systems

CONFIDENTIALITY: No part of this publication may be reproduced or transmitted other than the intended use by Resene Construction Systems without written consent from the author.

System
Generic System

Substrate
Generic Substrate (20mm Cavity)

Drawing Name
External Corner with Stone Veneer

Scale
1 : 2 @ A4

Date
1 November 2017

Sheet
10.03.60

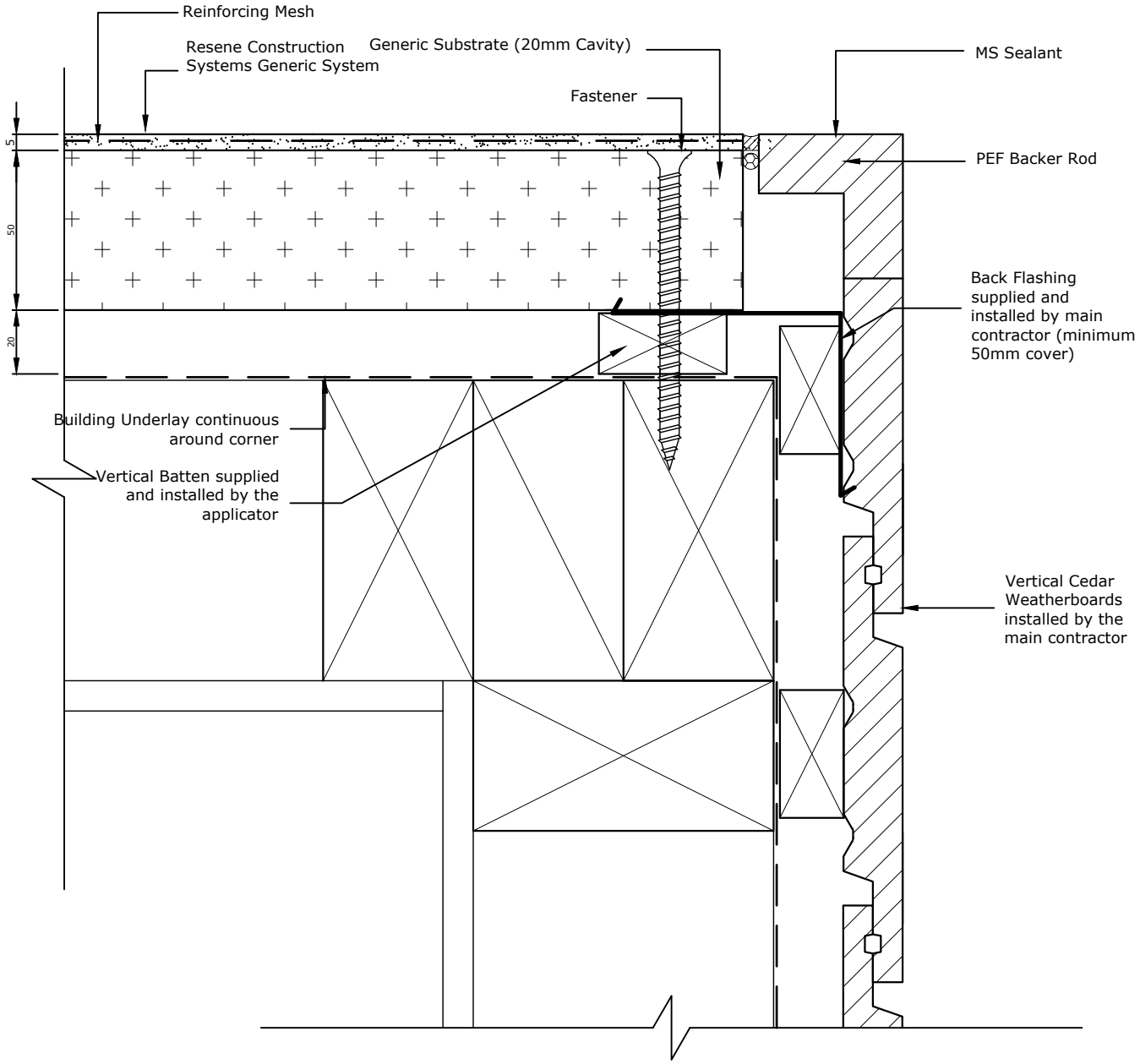

TradeSpec™ and RenderSpec™ are Registered Trademarks, both Documents are available on the Resene Construction Systems

Resene Construction Systems

CONFIDENTIALITY: No part of this publication may be reproduced or transmitted other than the intended use by Resene Construction Systems without written consent from the author.

System
Generic System

Substrate
Generic Substrate (20mm Cavity)

Drawing Name
External Corner with Vertical Cedar Weatherboards

Scale
1 : 2 @ A4

Date
1 November 2017

Sheet
10.03.70

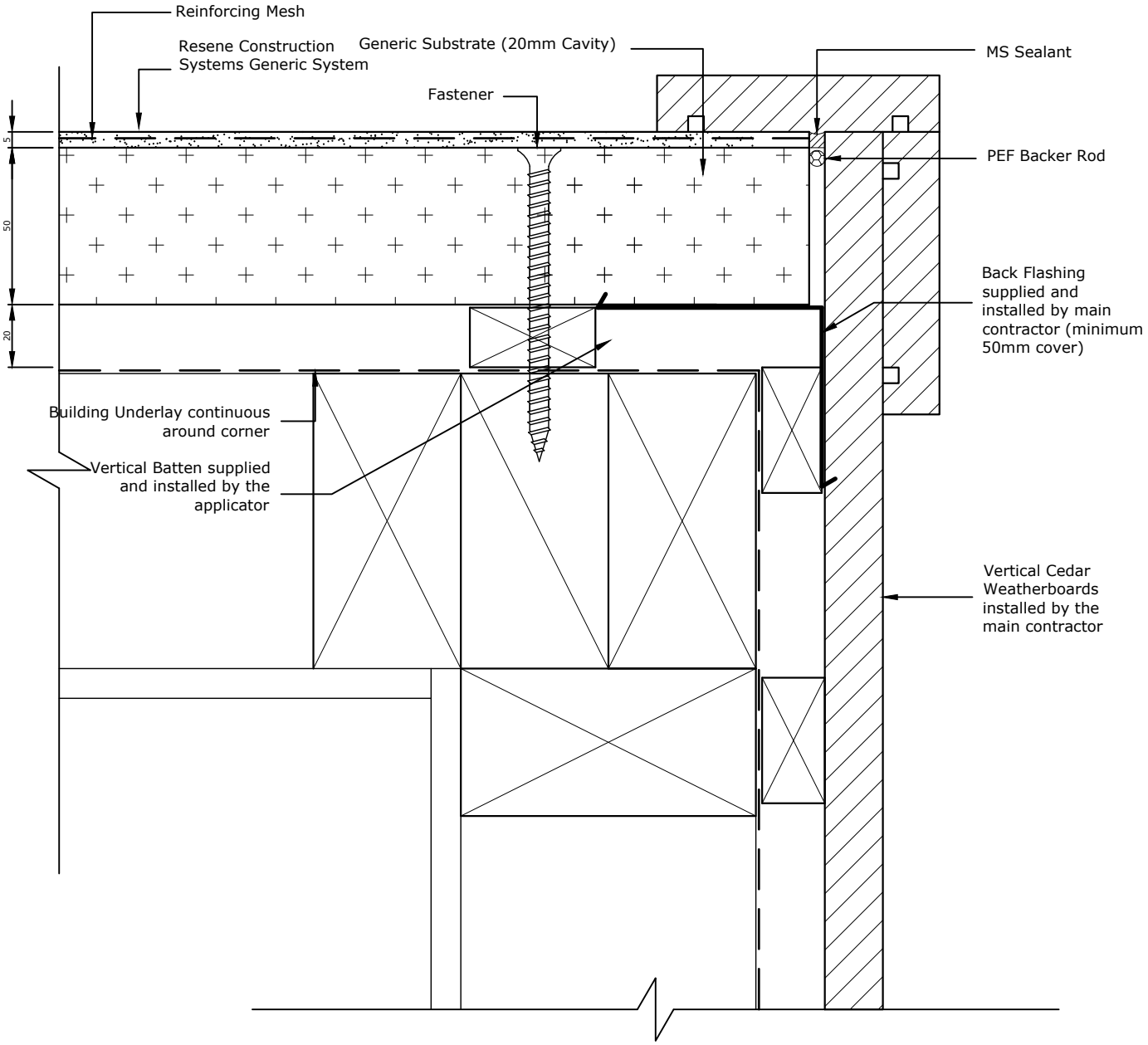

TradeSpec™ and RenderSpec™ are Registered Trademarks, both Documents are available on the Resene Construction Systems

Resene Construction Systems

CONFIDENTIALITY: No part of this publication may be reproduced or transmitted other than the intended use by Resene Construction Systems without written consent from the author.

System
Generic System

Substrate
Generic Substrate (20mm Cavity)

Drawing Name
External Corner with Horizontal Cedar Weatherboards

Scale
1 : 2 @ A4

Date
1 November 2017

Sheet
10.03.75

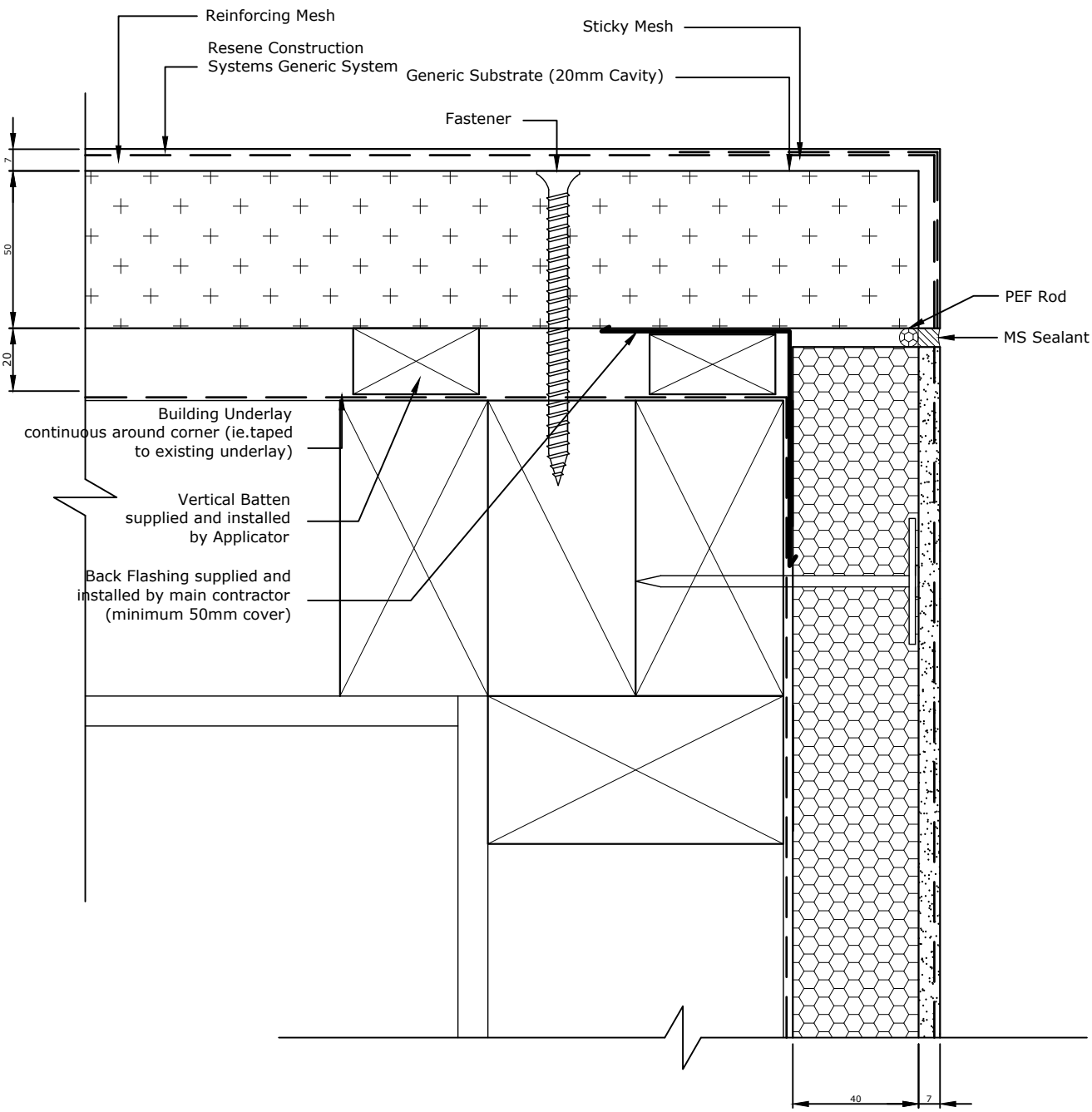

TradeSpec™ and RenderSpec™ are Registered Trademarks, both Documents are available on the Resene Construction Systems

Resene Construction Systems

CONFIDENTIALITY: No part of this publication may be reproduced or transmitted other than the intended use by Resene Construction Systems without written consent from the author.

System
Generic System

Substrate
Generic Substrate (20mm Cavity)

Drawing Name
External Corner with Direct Fixed EIFS

Scale
1 : 2 @ A4

Date
1 November 2017

Sheet
10.03.80

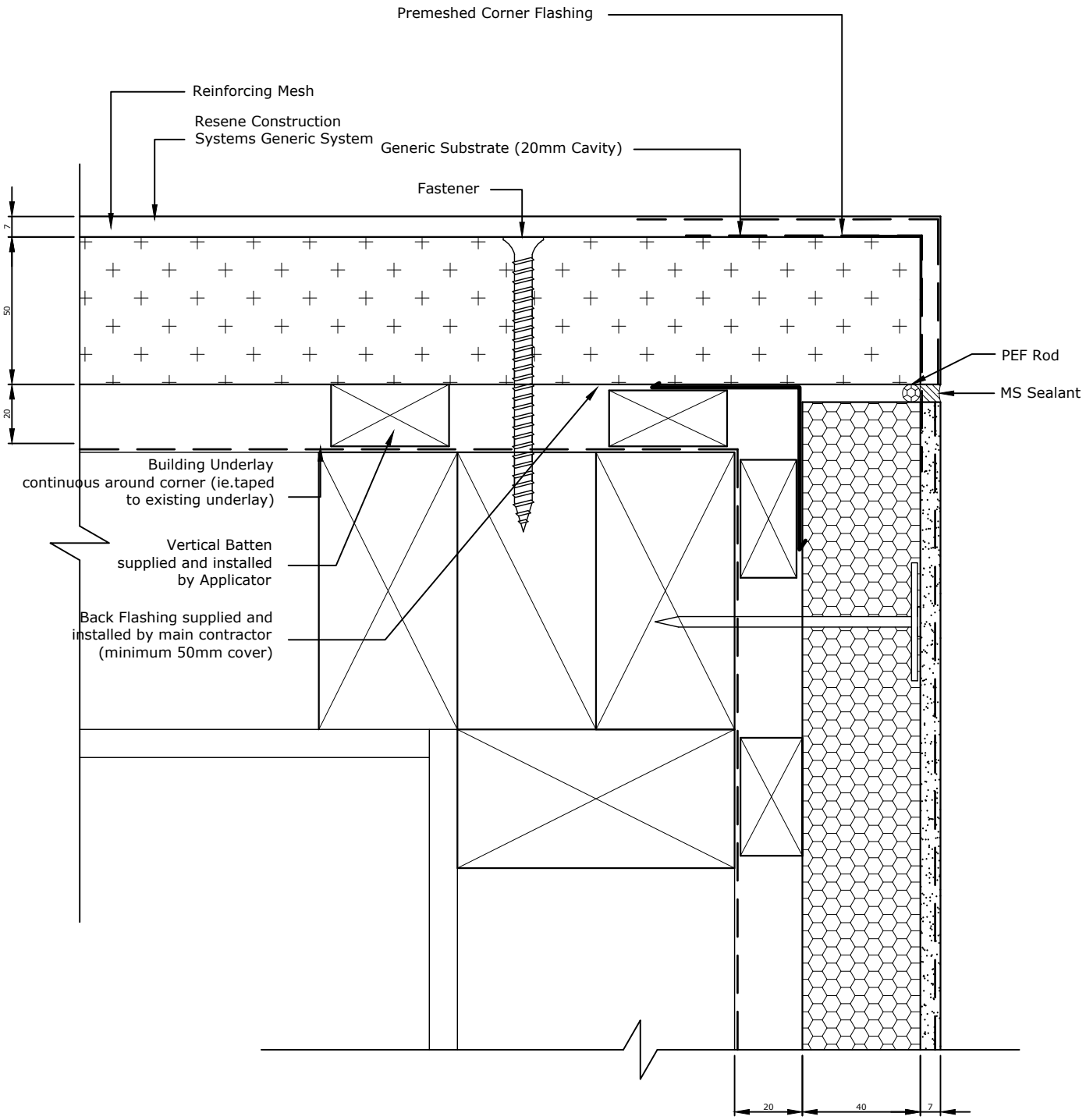

TradeSpec™ and RenderSpec™ are Registered Trademarks, both Documents are available on the Resene Construction Systems

Resene Construction Systems

CONFIDENTIALITY: No part of this publication may be reproduced or transmitted other than the intended use by Resene Construction Systems without written consent from the author.

System
Generic System

Substrate
Generic Substrate (20mm Cavity)

Drawing Name
External Corner to EIFS on Cavity

Scale
1 : 2 @ A4

Date
21 November 2023

Sheet
10.03.81

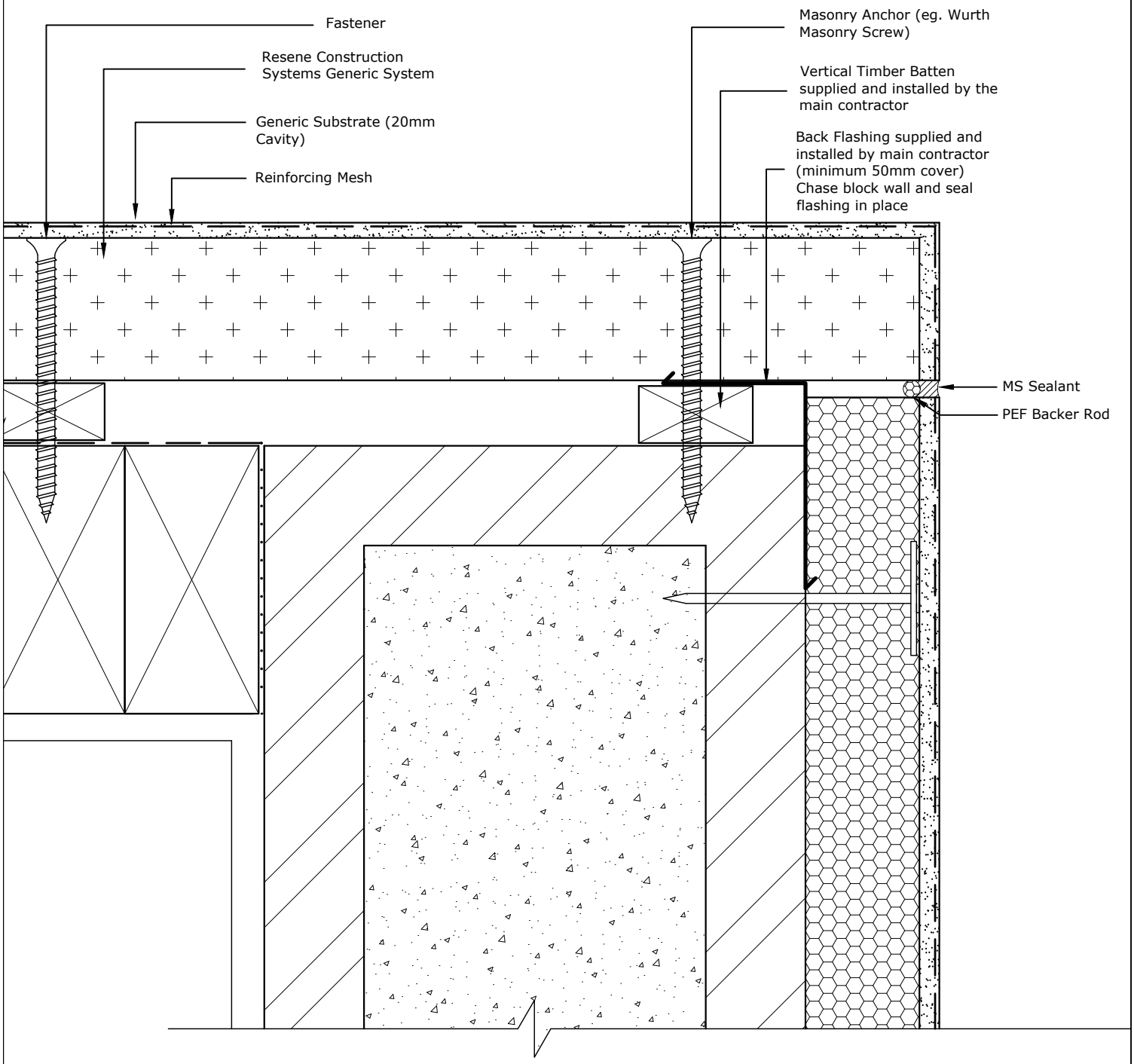

TradeSpec™ and RenderSpec™ are Registered Trademarks, both Documents are available on the Resene Construction Systems

Resene Construction Systems

CONFIDENTIALITY: No part of this publication may be reproduced or transmitted other than the intended use by Resene Construction Systems without written consent from the author.

System
Generic System

Scale
1 : 2 @ A4

Substrate
Generic Substrate (20mm Cavity)

Date
1 November 2017

Drawing Name
External Corner with Graphex Masonry Overlay

Sheet
10.03.85

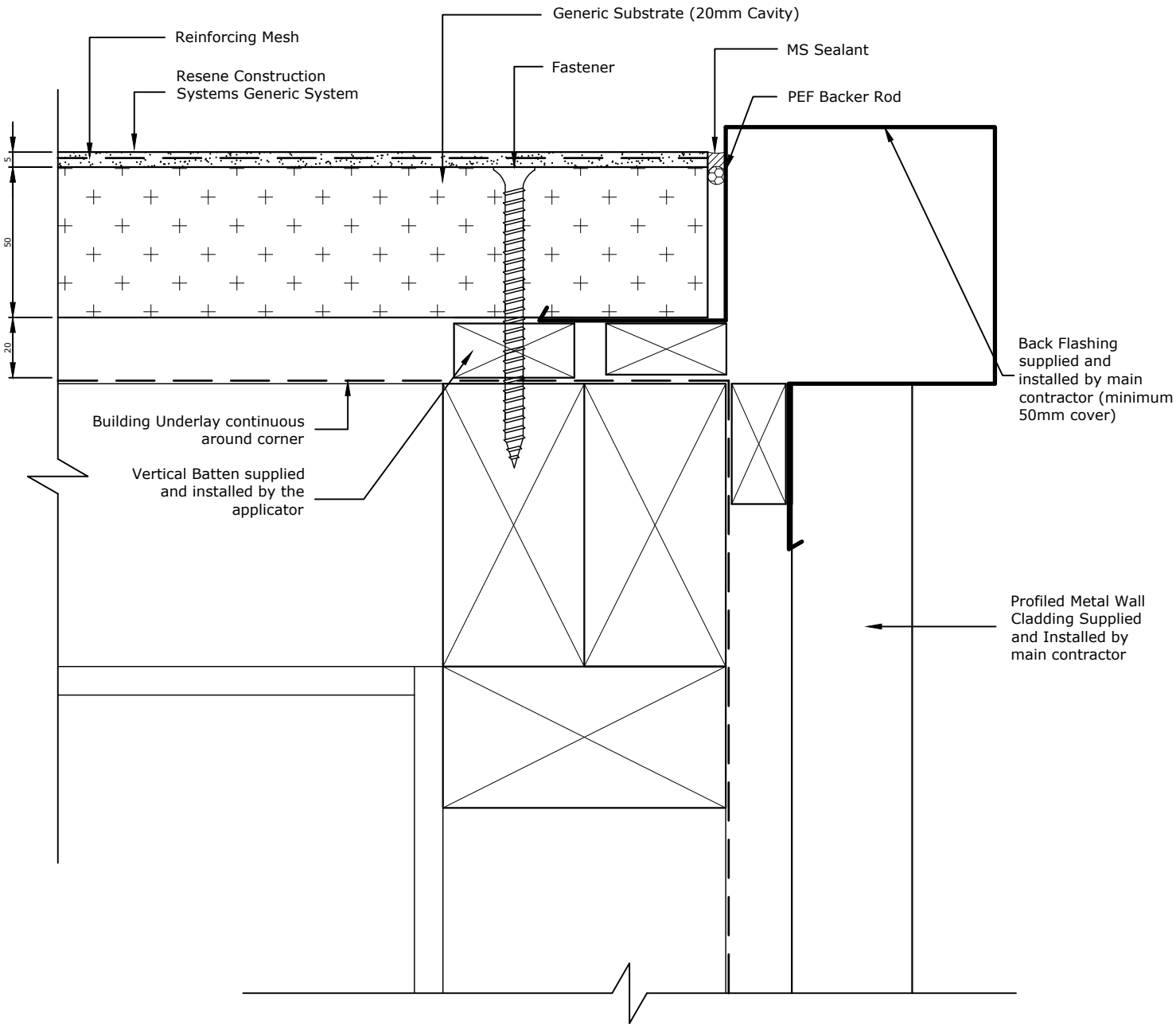

TradeSpec™ and RenderSpec™ are Registered Trademarks, both Documents are available on the Resene Construction Systems

Resene Construction Systems

CONFIDENTIALITY: No part of this publication may be reproduced or transmitted other than the intended use by Resene Construction Systems without written consent from the author.

System
Generic System

Substrate
Generic Substrate (20mm Cavity)

Drawing Name
External Corner with Profiled Metal Cladding

Scale
1 : 2 @ A4

Date
1 November 2017

Sheet
10.03.90

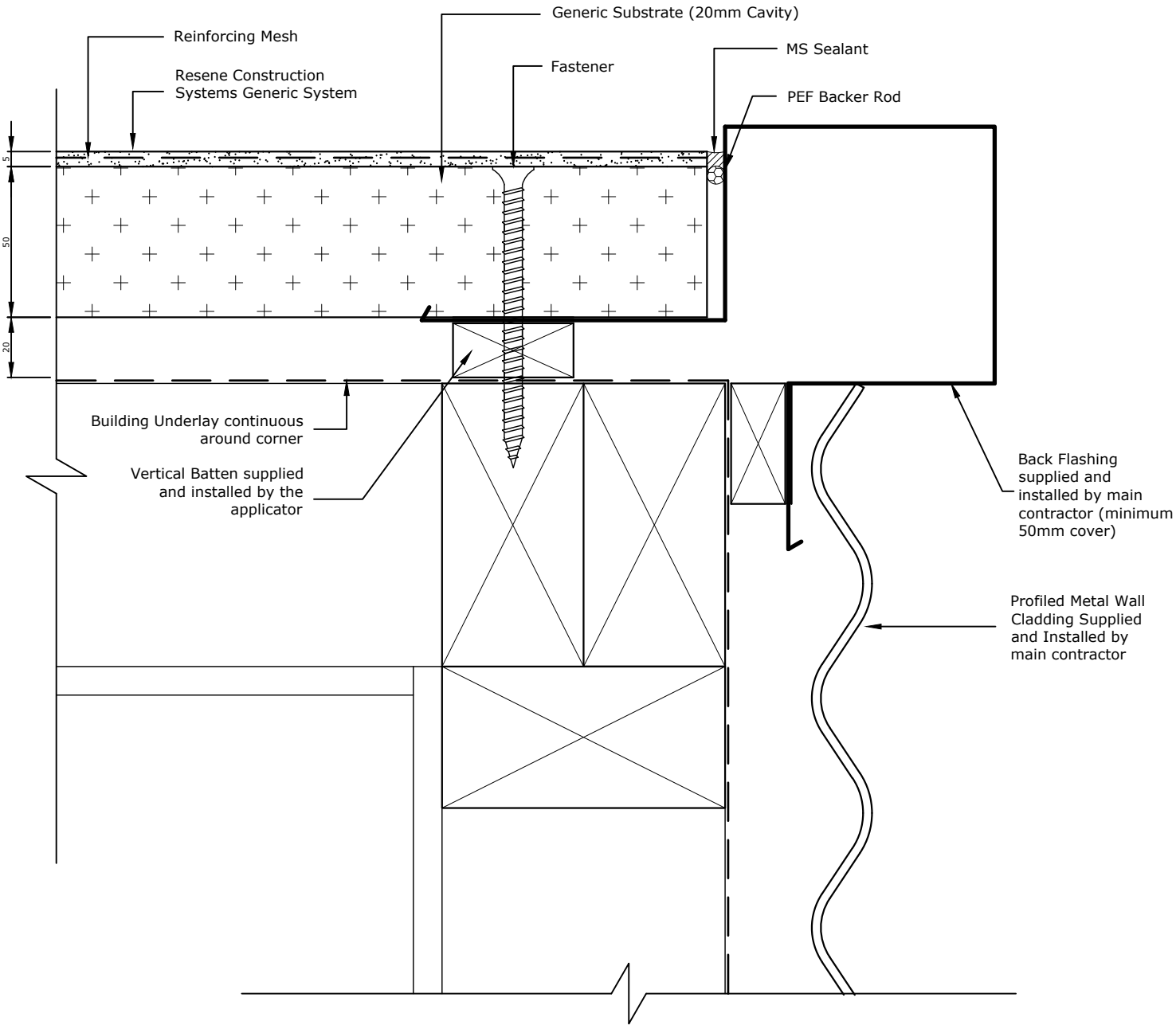

TradeSpec™ and RenderSpec™ are Registered Trademarks, both Documents are available on the Resene Construction Systems

Resene Construction Systems

CONFIDENTIALITY: No part of this publication may be reproduced or transmitted other than the intended use by Resene Construction Systems without written consent from the author.

System
Generic System

Substrate
Generic Substrate (20mm Cavity)

Drawing Name
External Corner with Vertical Profiled Cladding

Scale
1 : 2 @ A4

Date
1 November 2017

Sheet
10.03.91

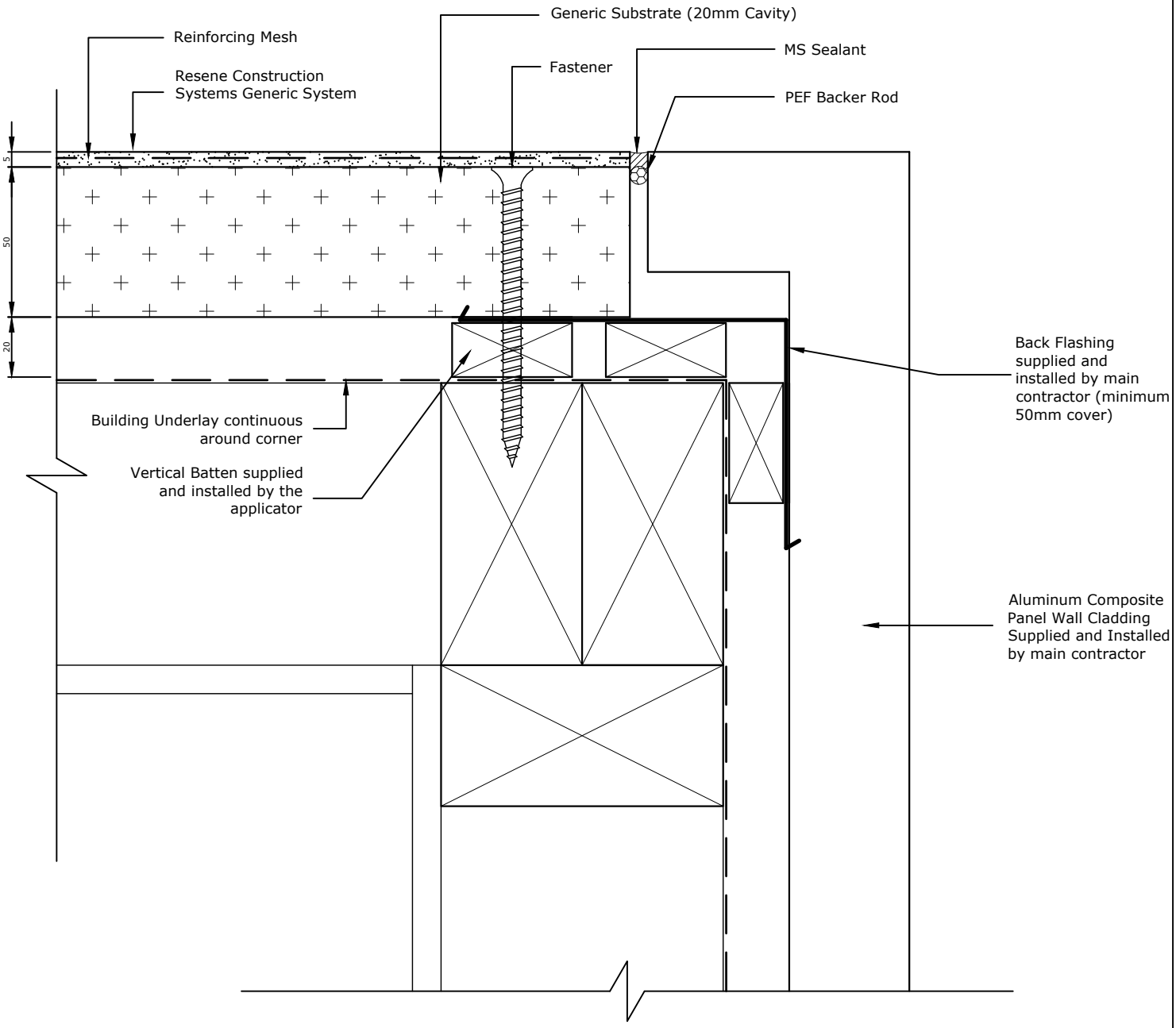

TradeSpec™ and RenderSpec™ are Registered Trademarks, both Documents are available on the Resene Construction Systems

Resene Construction Systems

CONFIDENTIALITY: No part of this publication may be reproduced or transmitted other than the intended use by Resene Construction Systems without written consent from the author.

System
Generic System

Substrate
Generic Substrate (20mm Cavity)

Drawing Name
External Corner with Aluminium Composite Panel

Scale
1 : 2 @ A4

Date
1 November 2017

Sheet
10.03.95

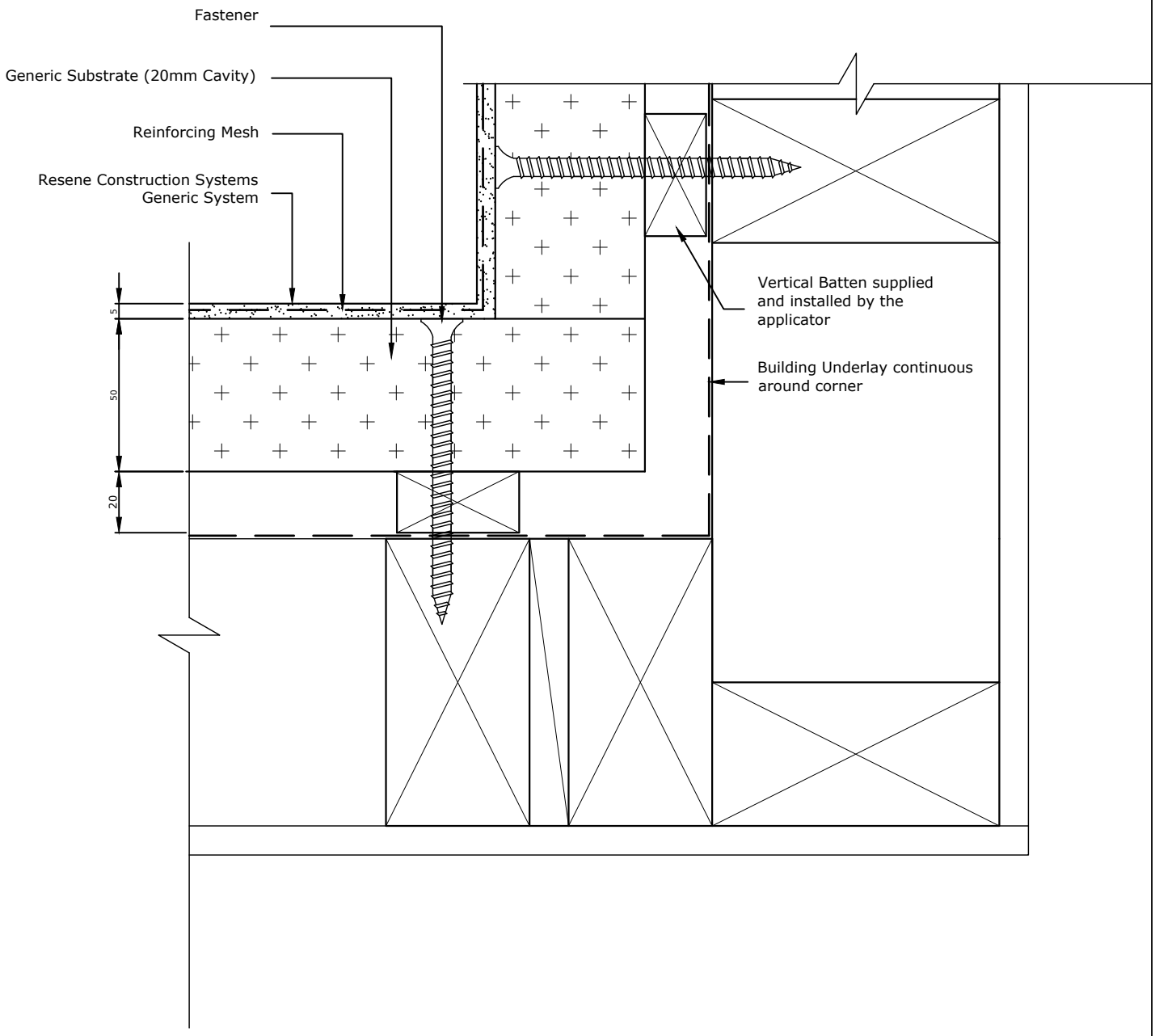

Mesh to be wrapped continuously around the internal corner, if there is a break in the mesh then an additional layer of Sticky Mesh must be used

TradeSpec™ and RenderSpec™ are Registered Trademarks, both Documents are available on the Resene Construction Systems website

Resene Construction Systems

CONFIDENTIALITY: No part of this publication may be reproduced or transmitted other than the intended use by Resene Construction Systems without written consent from the author.

System
Generic System

Substrate
Generic Substrate (20mm Cavity)

Drawing Name
Internal Corner

Scale
1 : 2 @ A4

Date
1 November 2017

Sheet
10.04.00

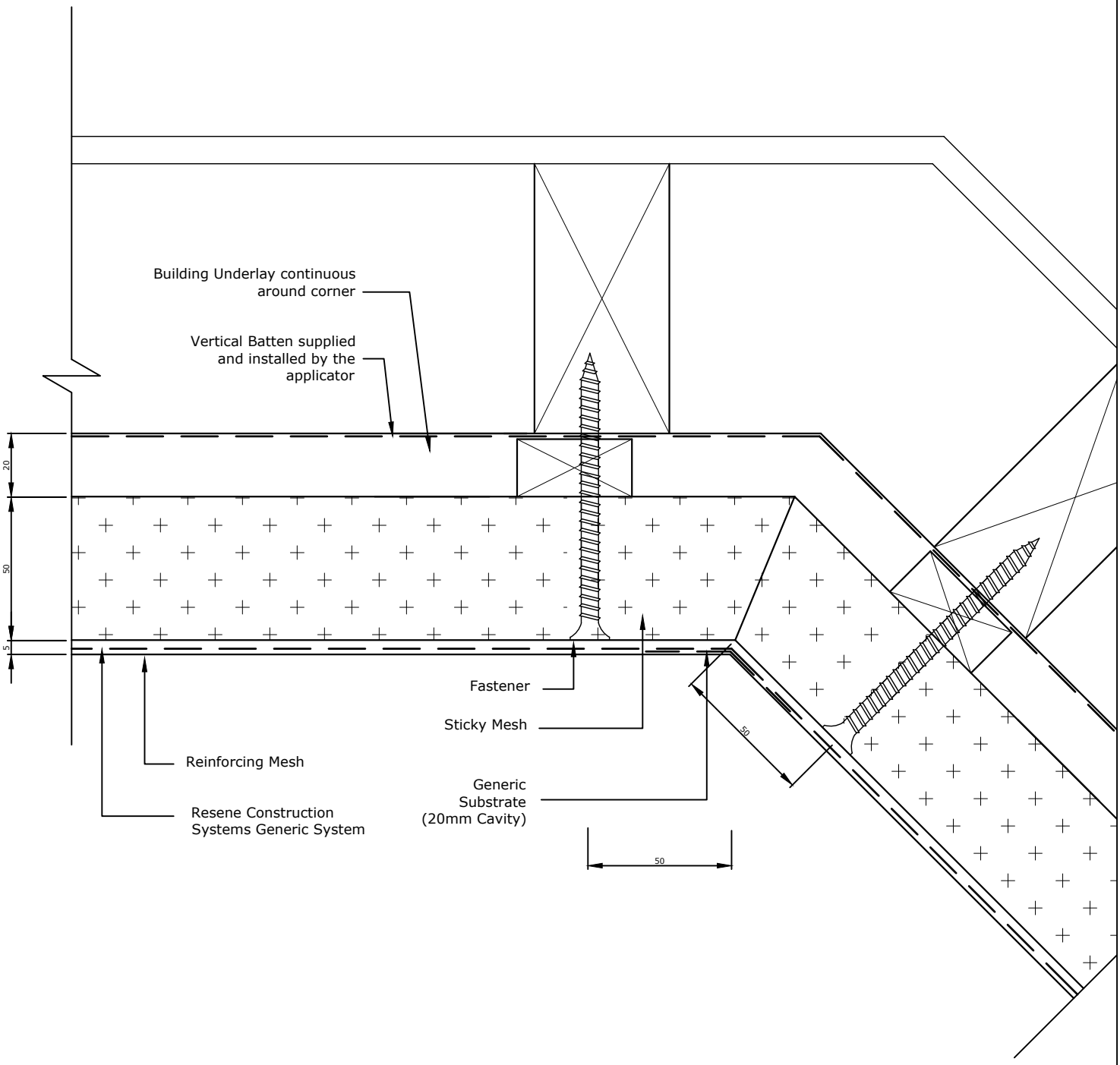

TradeSpec™ and RenderSpec™ are Registered Trademarks, both Documents are available on the Resene Construction Systems

Resene Construction Systems

CONFIDENTIALITY: No part of this publication may be reproduced or transmitted other than the intended use by Resene Construction Systems without written consent from the author.

System
Generic System

Substrate
Generic Substrate (20mm Cavity)

Drawing Name
Internal Corner - 135 degrees

Scale
1 : 2 @ A4

Date
1 November 2017

Sheet
10.04.01

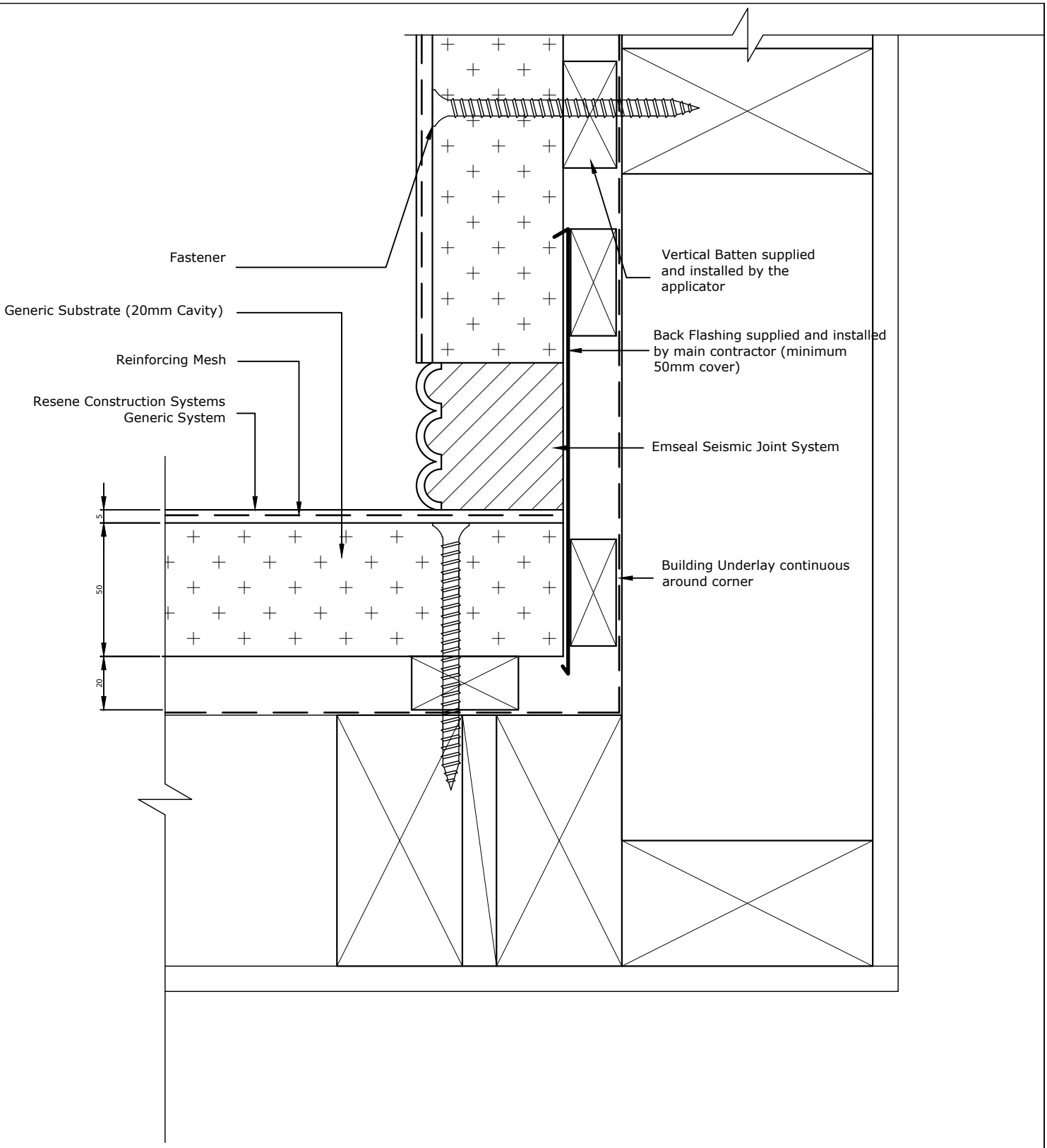

Mesh to be wrapped continuously around the internal corner, if there is a break in the mesh then an additional layer of Sticky Mesh must be used

TradeSpec™ and RenderSpec™ are Registered Trademarks, both Documents are available on the Resene Construction Systems

Resene Construction Systems

CONFIDENTIALITY: No part of this publication may be reproduced or transmitted other than the intended use by Resene Construction Systems without written consent from the author.

System	Scale
Generic System	1 : 2 @ A4
Substrate	**Date**
Generic Substrate (20mm Cavity)	1 November 2017
Drawing Name	**Sheet**
Internal Corner (Seismic Joint)	10.04.05

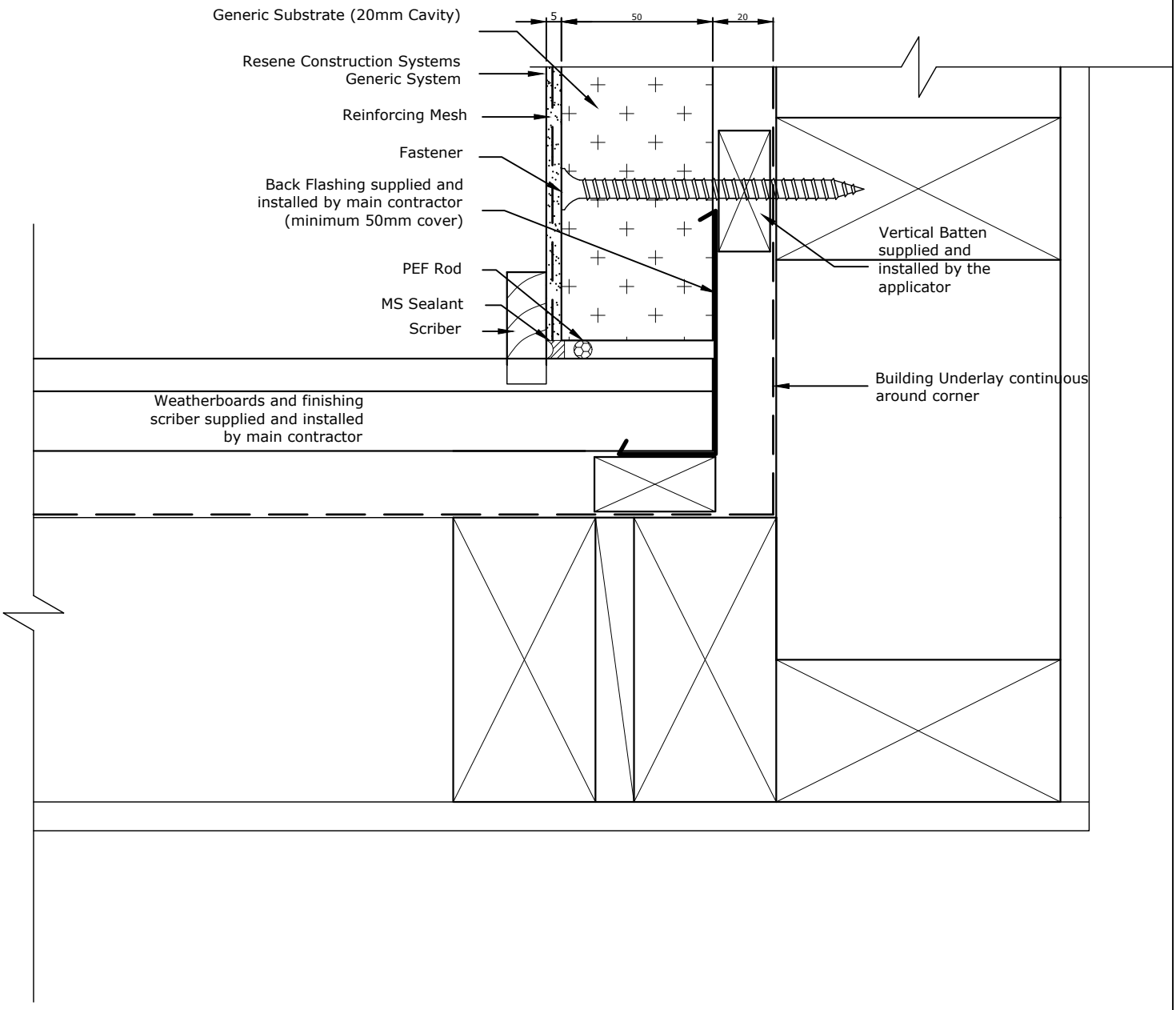

TradeSpec™ and RenderSpec™ are Registered Trademarks, both Documents are available on the Resene Construction Systems website

Resene Construction Systems

CONFIDENTIALITY: No part of this publication may be reproduced or transmitted other than the intended use by Resene Construction Systems without written consent from the author.

System
Generic System

Substrate
Generic Substrate (20mm Cavity)

Drawing Name
Internal Corner with Weatherboard - Option 1

Scale
1 : 2 @ A4

Date
1 November 2017

Sheet
10.04.10

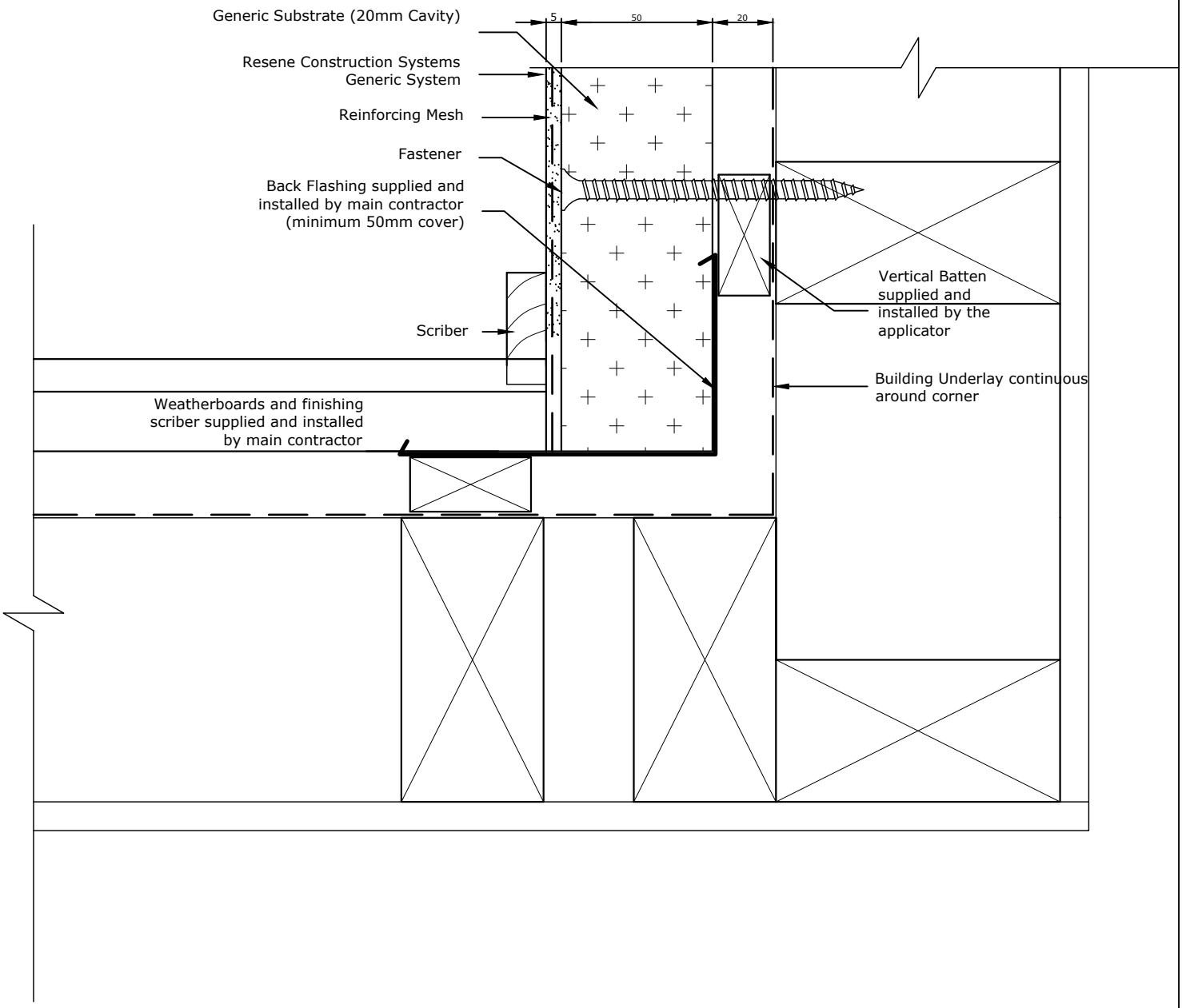

TradeSpec™ and RenderSpec™ are Registered Trademarks, both Documents are available on the Resene Construction Systems website

Resene Construction Systems

CONFIDENTIALITY: No part of this publication may be reproduced or transmitted other than the intended use by Resene Construction Systems without written consent from the author.

System
Generic System

Substrate
Generic Substrate (20mm Cavity)

Drawing Name
Internal Corner with Weatherboard - Option 2

Scale
1 : 2 @ A4

Date
1 November 2017

Sheet
10.04.11

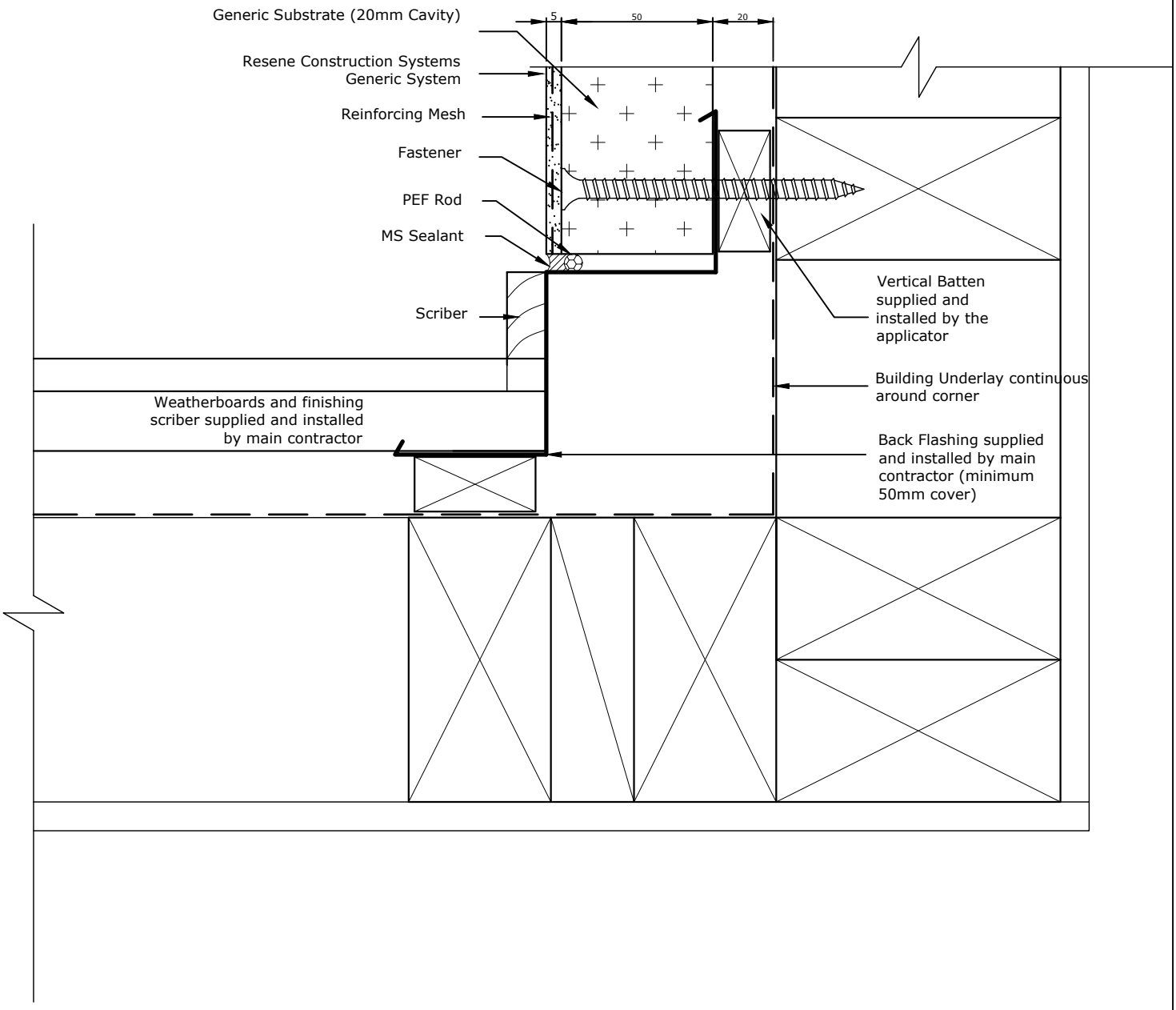

TradeSpec™ and RenderSpec™ are Registered Trademarks, both Documents are available on the Resene Construction Systems website

Resene Construction Systems

CONFIDENTIALITY: No part of this publication may be reproduced or transmitted other than the intended use by Resene Construction Systems without written consent from the author.

System
Generic System

Substrate
Generic Substrate (20mm Cavity)

Drawing Name
Internal Corner with Weatherboard - Option 3

Scale
1 : 2 @ A4

Date
1 November 2017

Sheet
10.04.12

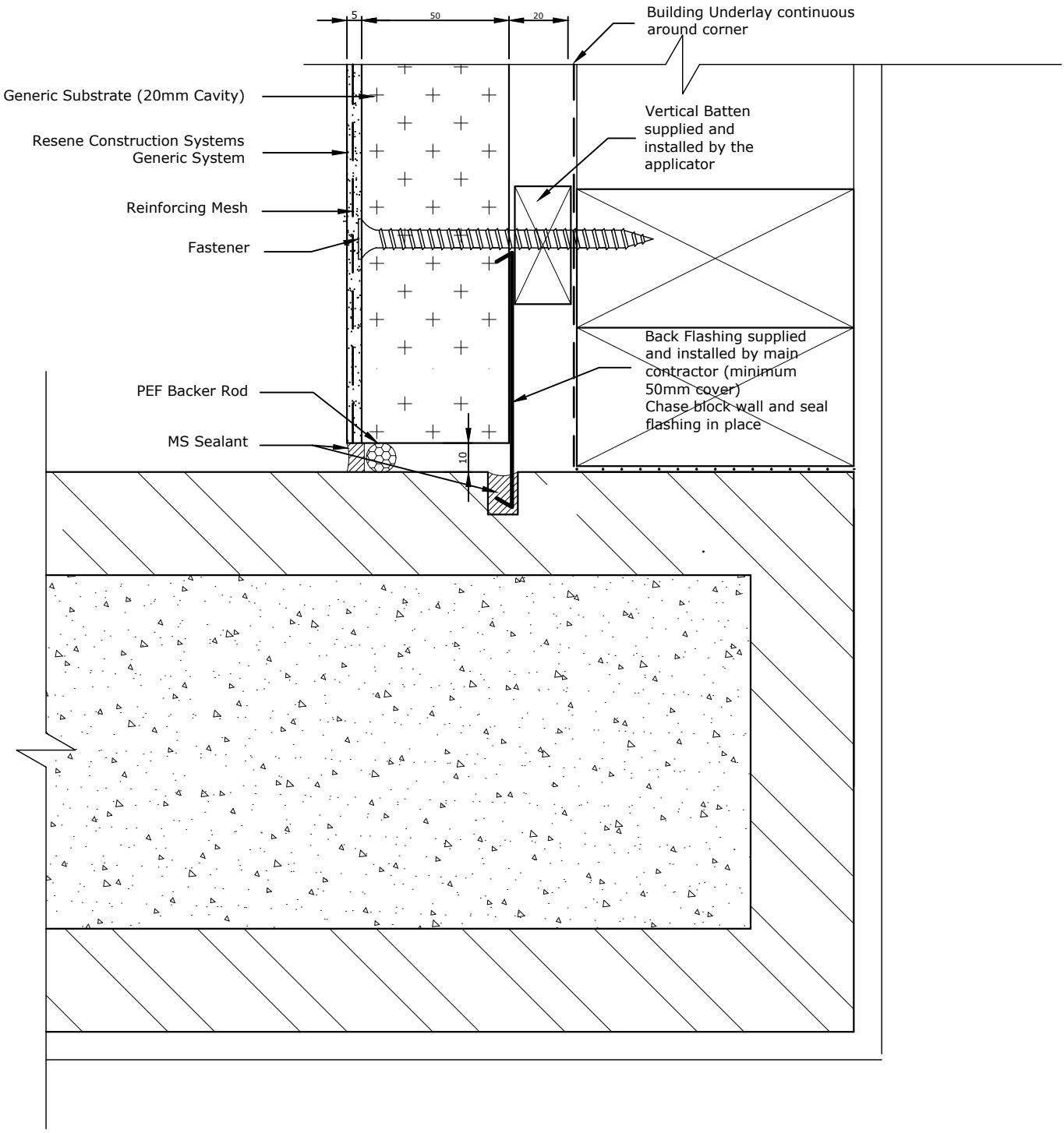

TradeSpec™ and RenderSpec™ are Registered Trademarks, both Documents are available on the Resene Construction Systems website

Resene Construction Systems

CONFIDENTIALITY: No part of this publication may be reproduced or transmitted other than the intended use by Resene Construction Systems without written consent from the author.

System
Generic System

Scale
1 : 2 @ A4

Substrate
Generic Substrate (20mm Cavity)

Date
1 November 2017

Drawing Name
Internal Corner with Masonry Block

Sheet
10.04.20

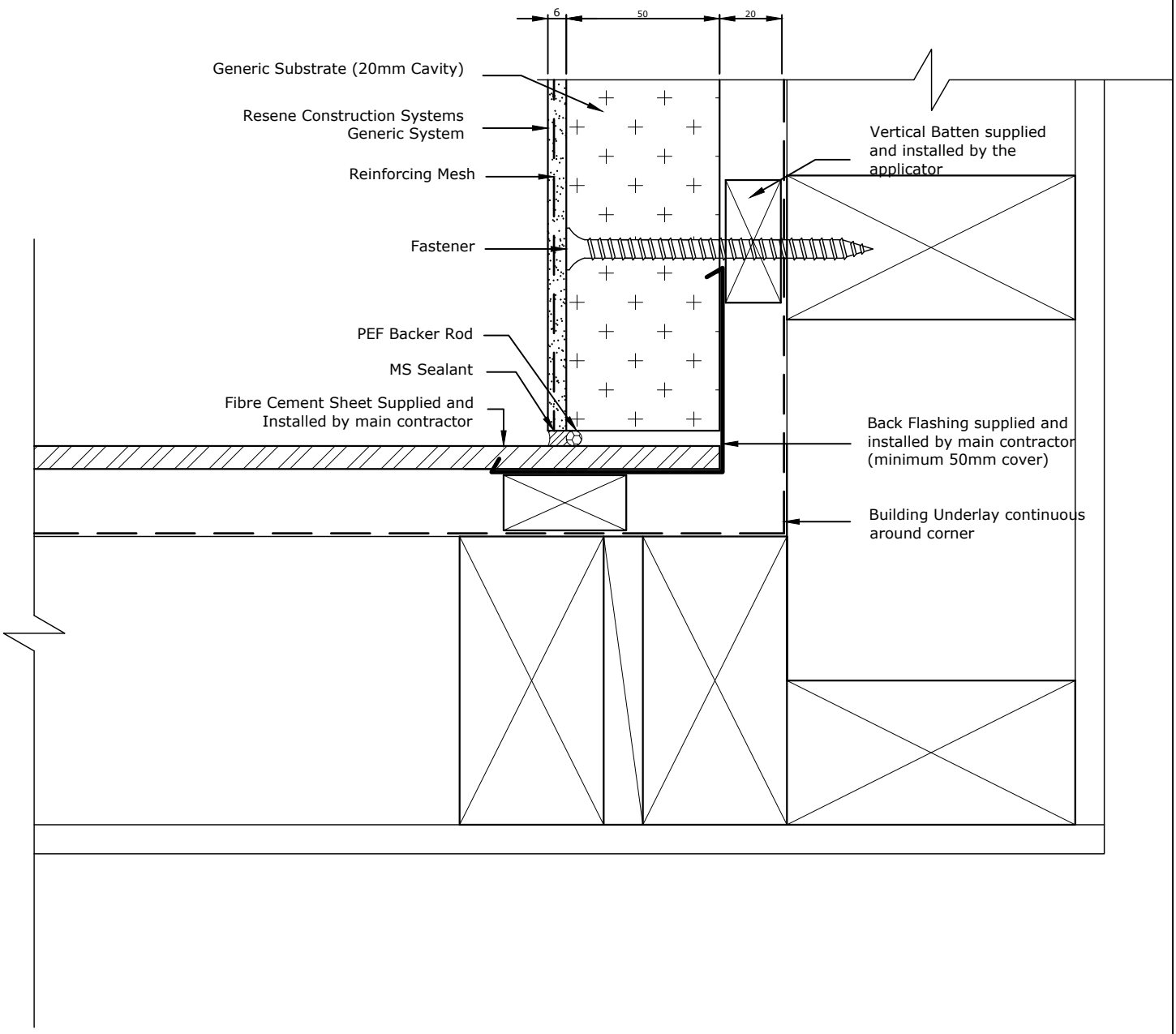

TradeSpec™ and RenderSpec™ are Registered Trademarks, both Documents are available on the Resene Construction Systems website

Resene Construction Systems

CONFIDENTIALITY: No part of this publication may be reproduced or transmitted other than the intended use by Resene Construction Systems without written consent from the author.

System
Generic System

Substrate
Generic Substrate (20mm Cavity)

Drawing Name
Internal Corner with Fibre Cement Sheet

Scale
1 : 2 @ A4

Date
1 November 2017

Sheet
10.04.30

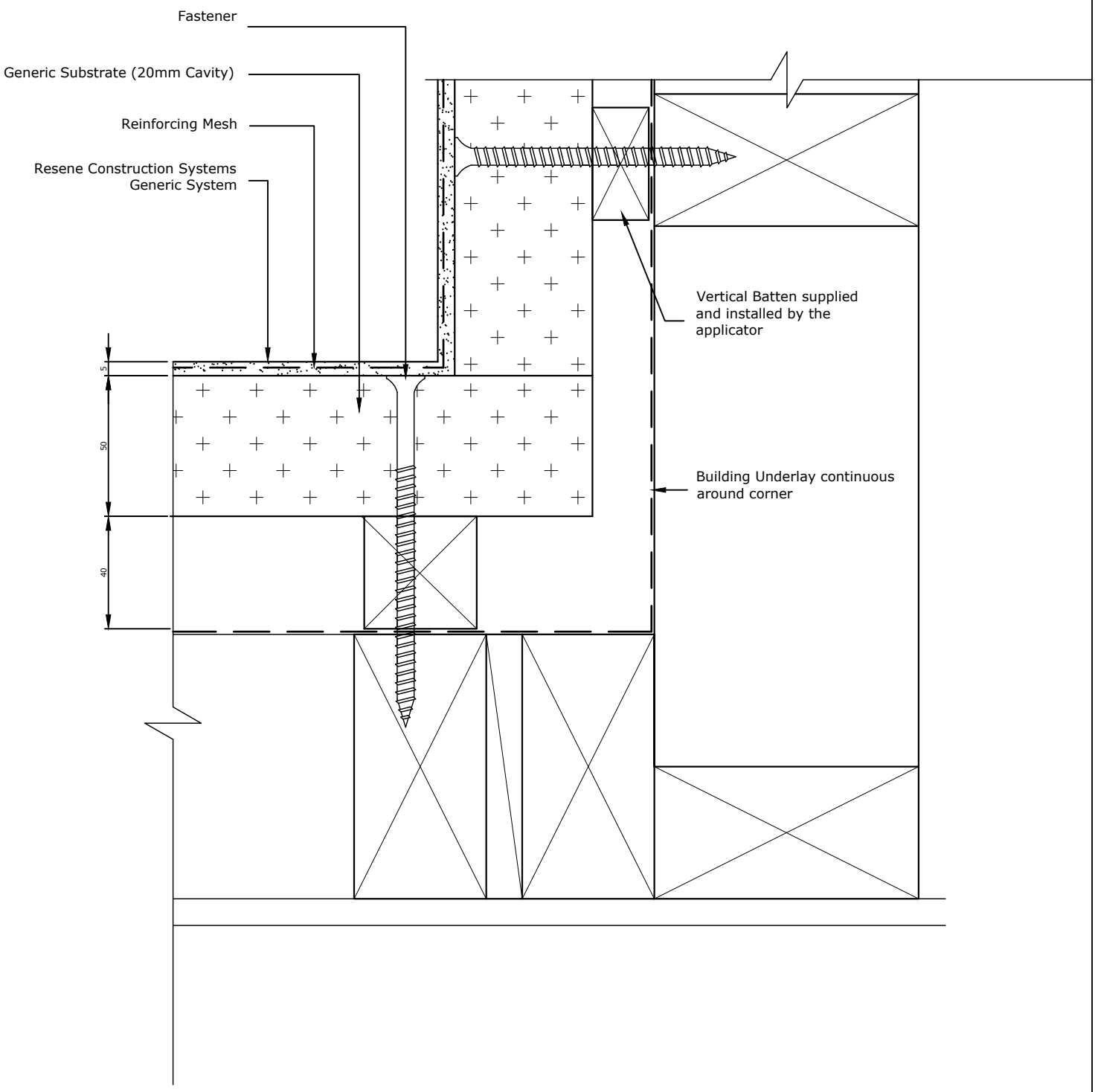

Mesh to be wrapped continuously around the internal corner, if there is a break in the mesh then an additional layer of Sticky Mesh must be used

TradeSpec™ and RenderSpec™ are Registered Trademarks, both Documents are available on the Resene Construction Systems

Resene Construction Systems

CONFIDENTIALITY: No part of this publication may be reproduced or transmitted other than the intended use by Resene Construction Systems without written consent from the author.

System
Generic System

Substrate
Generic Substrate (20mm Cavity)

Drawing Name
Internal Corner with 40mm Cavity

Scale
1 : 2 @ A4

Date
21 November 2023

Sheet
10.04.35

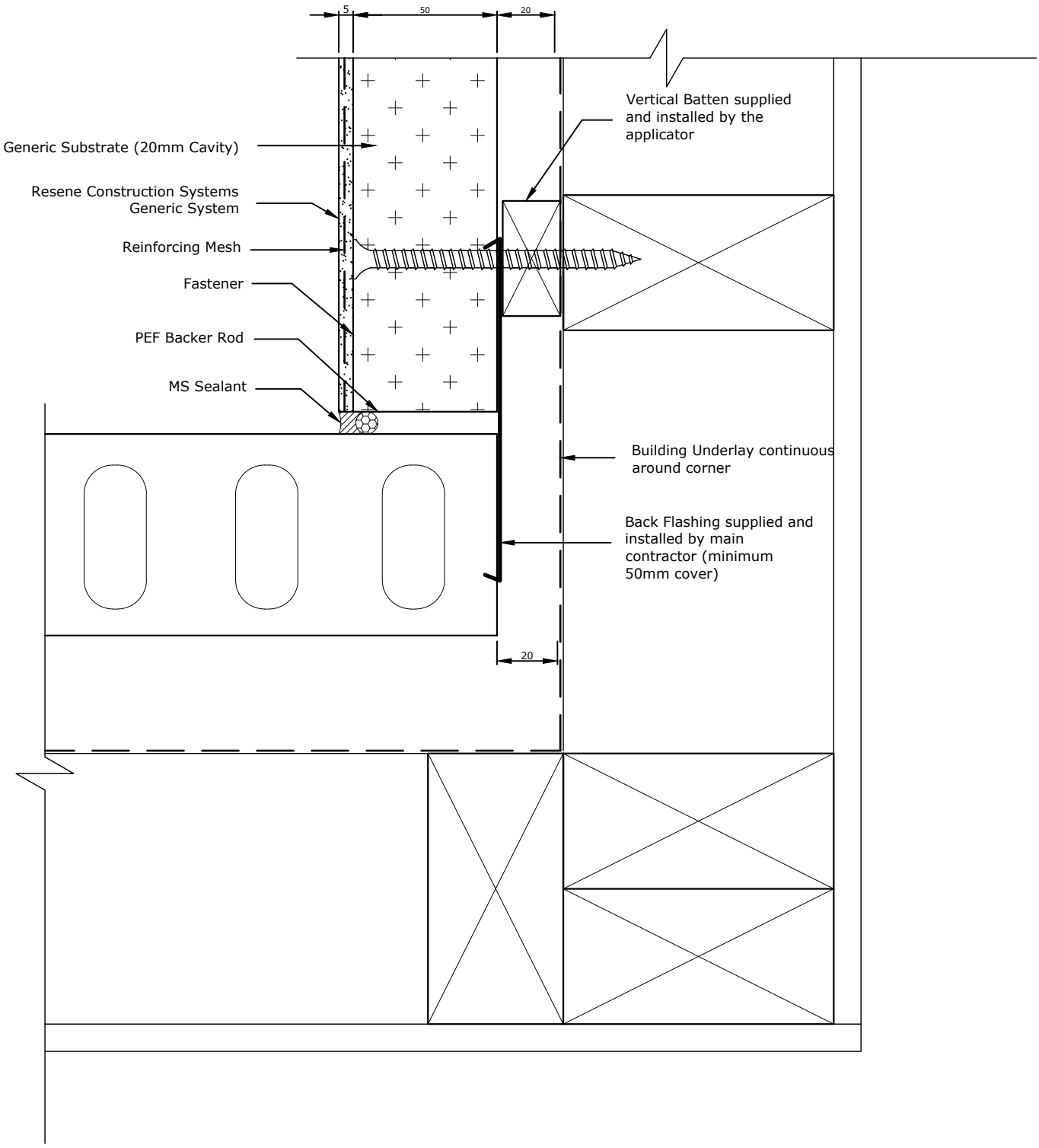

TradeSpec™ and RenderSpec™ are Registered Trademarks, both Documents are available on the Resene Construction Systems website

Resene Construction Systems

CONFIDENTIALITY: No part of this publication may be reproduced or transmitted other than the intended use by Resene Construction Systems without written consent from the author.

System
Generic System

Substrate
Generic Substrate (20mm Cavity)

Drawing Name
Internal Corner with Brick Veneer - Option 1

Scale
1 : 2 @ A4

Date
1 November 2017

Sheet
10.04.40

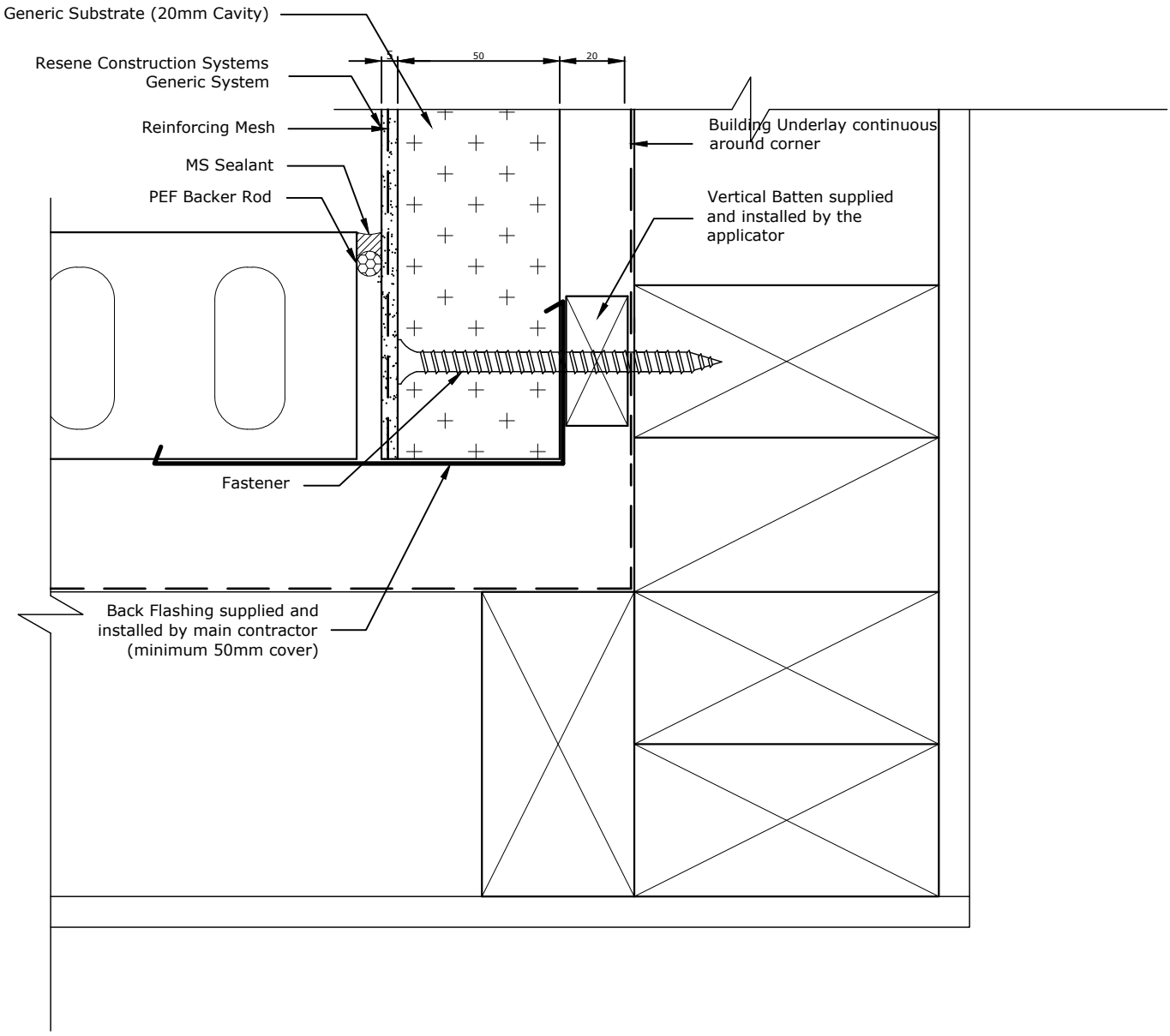

TradeSpec™ and RenderSpec™ are Registered Trademarks, both Documents are available on the Resene Construction Systems website

Resene Construction Systems

CONFIDENTIALITY: No part of this publication may be reproduced or transmitted other than the intended use by Resene Construction Systems without written consent from the author.

System
Generic System

Substrate
Generic Substrate (20mm Cavity)

Drawing Name
Internal Corner with Brick Veneer - Option 2

Scale
1 : 2 @ A4

Date
1 November 2017

Sheet
10.04.41

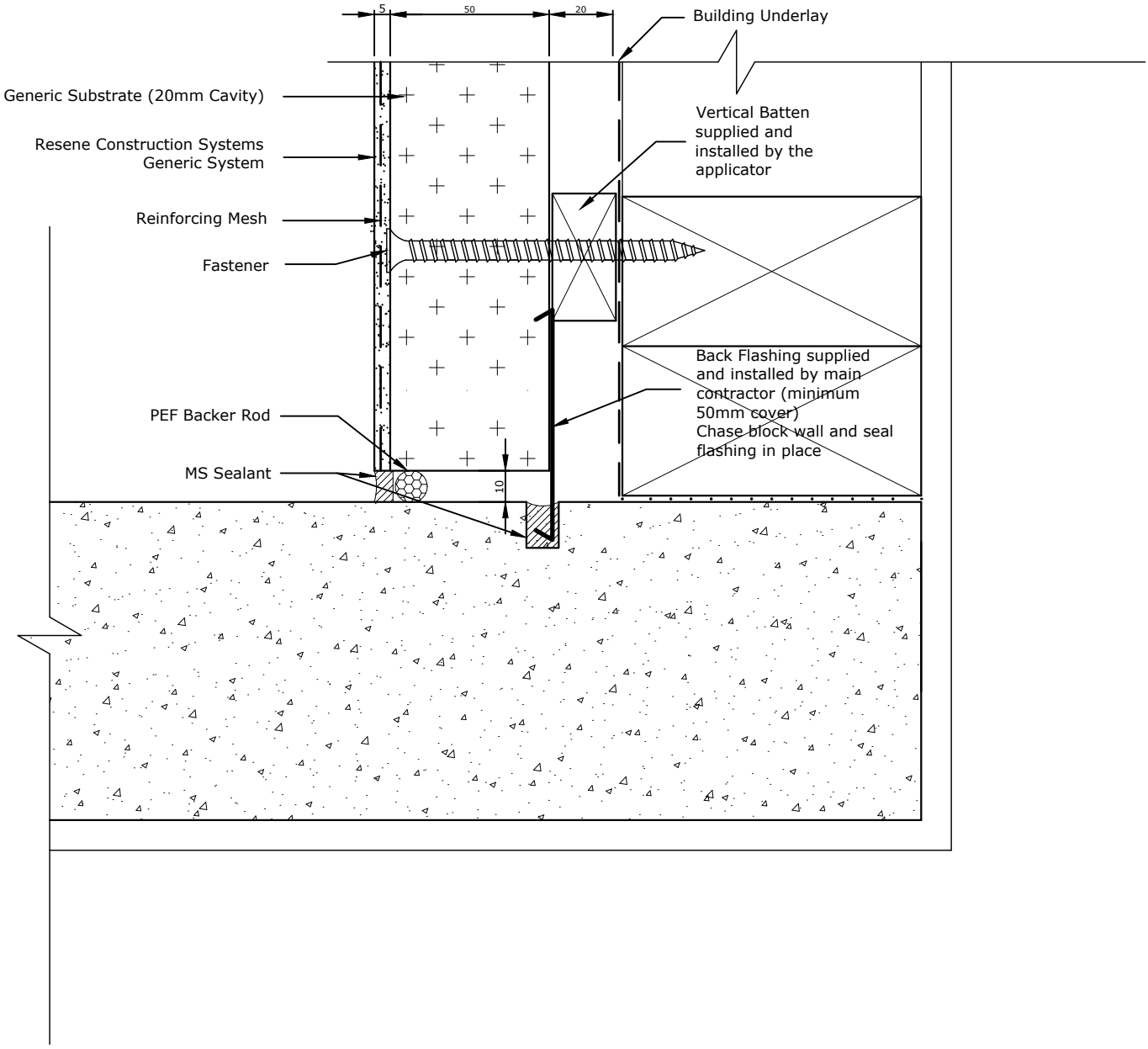

TradeSpec™ and RenderSpec™ are Registered Trademarks, both Documents are available on the Resene Construction Systems

Resene Construction Systems

CONFIDENTIALITY: No part of this publication may be reproduced or transmitted other than the intended use by Resene Construction Systems without written consent from the author.

System
Generic System

Substrate
Generic Substrate (20mm Cavity)

Drawing Name
Internal Corner with Precast Panel

Scale
1 : 2 @ A4

Date
1 November 2017

Sheet
10.04.50

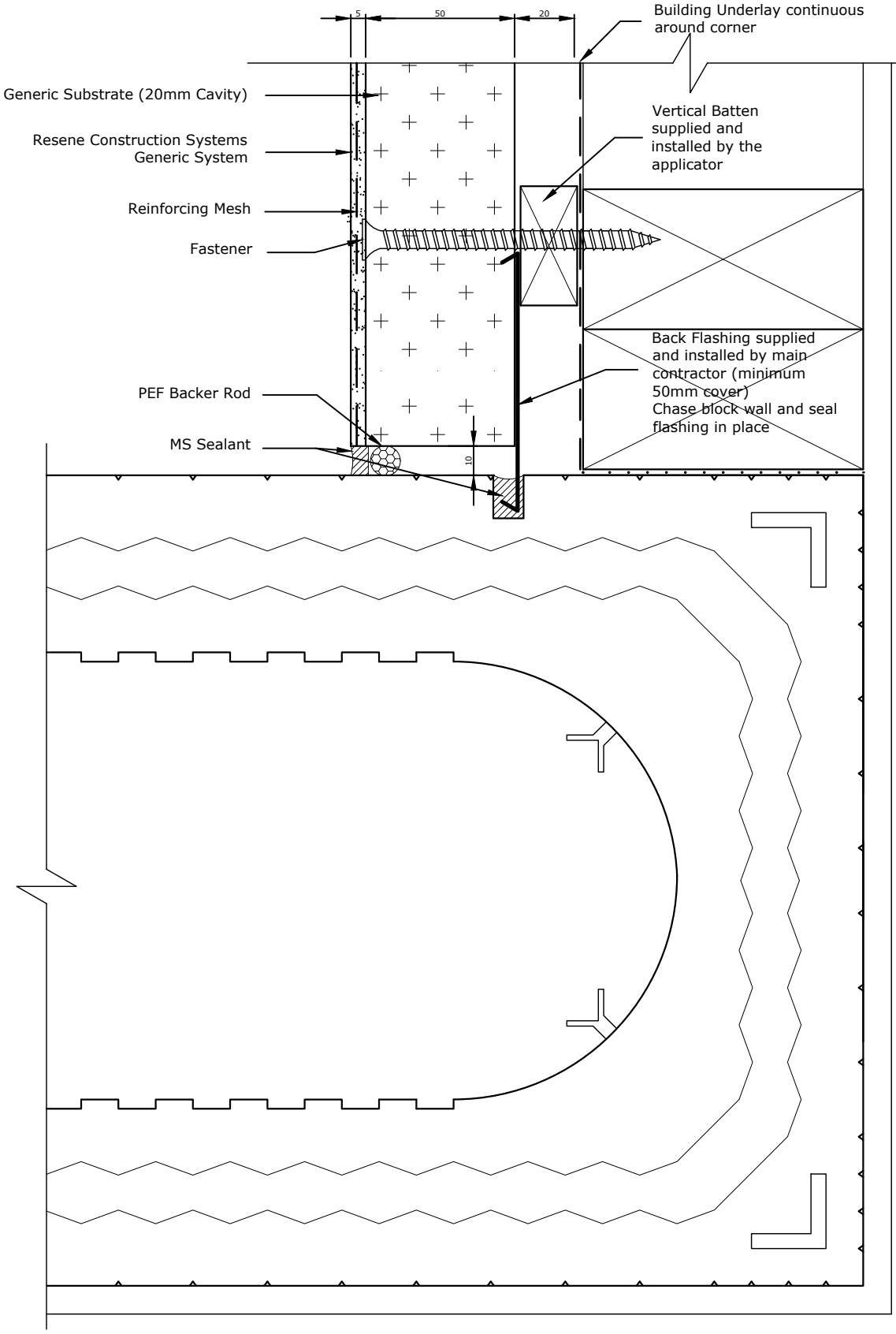

TradeSpec™ and RenderSpec™ are Registered Trademarks, both Documents are available on the Resene Construction Systems

Resene Construction Systems

CONFIDENTIALITY: No part of this publication may be reproduced or transmitted other than the intended use by Resene Construction Systems without written consent from the author.

System
Generic System

Substrate
Generic Substrate (20mm Cavity)

Drawing Name
Internal Corner with ICF Eco-Block

Scale
1 : 2 @ A4

Date
21 November 2023

Sheet
10.04.55

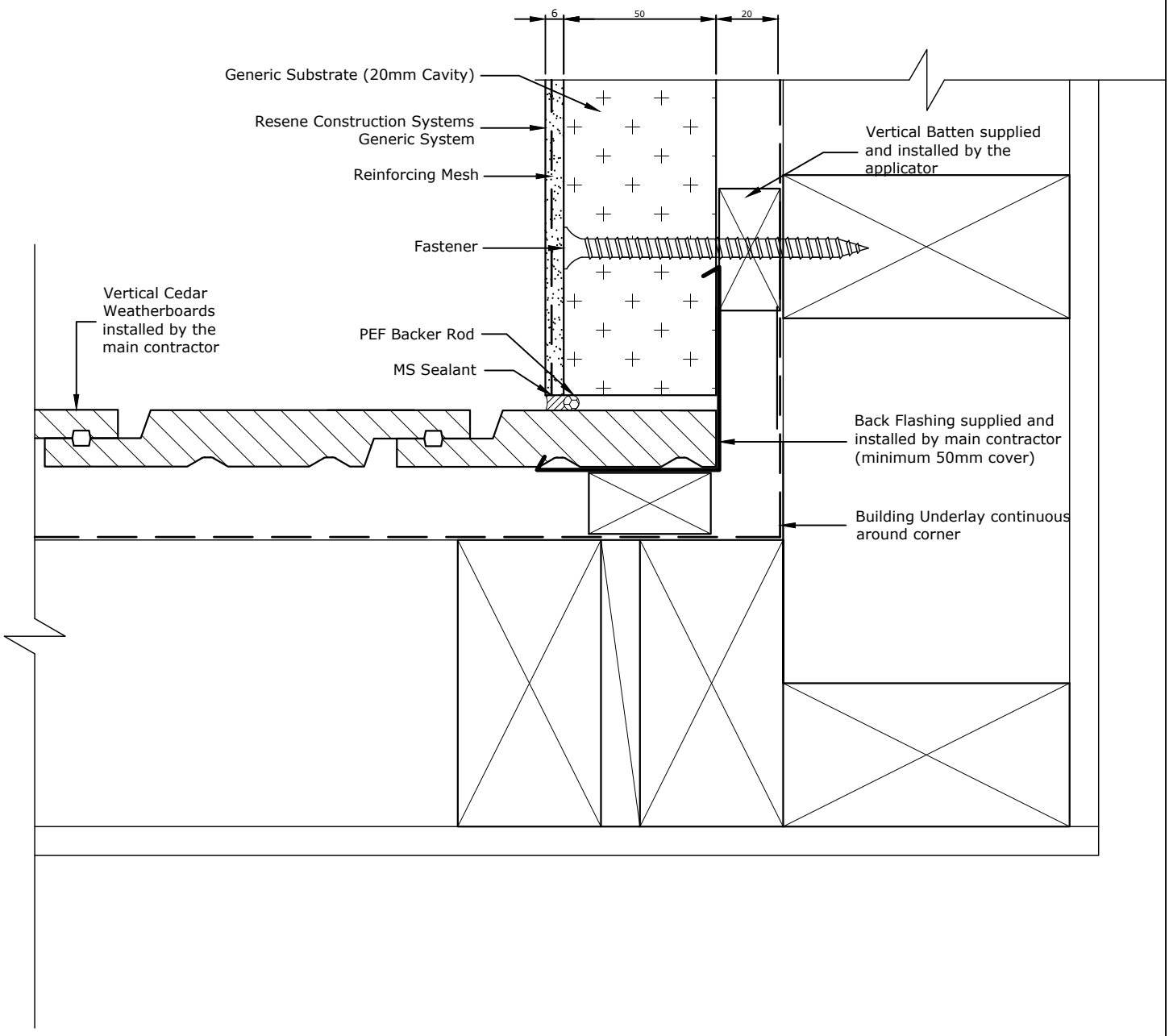

TradeSpec™ and RenderSpec™ are Registered Trademarks, both Documents are available on the Resene Construction Systems

Resene Construction Systems

CONFIDENTIALITY: No part of this publication may be reproduced or transmitted other than the intended use by Resene Construction Systems without written consent from the author.

System
Generic System

Scale
1 : 2 @ A4

Substrate
Generic Substrate (20mm Cavity)

Date
6 June 2019

Drawing Name
Internal Corner with Vert Cedar Weatherboard - Option 1

Sheet
10.04.70

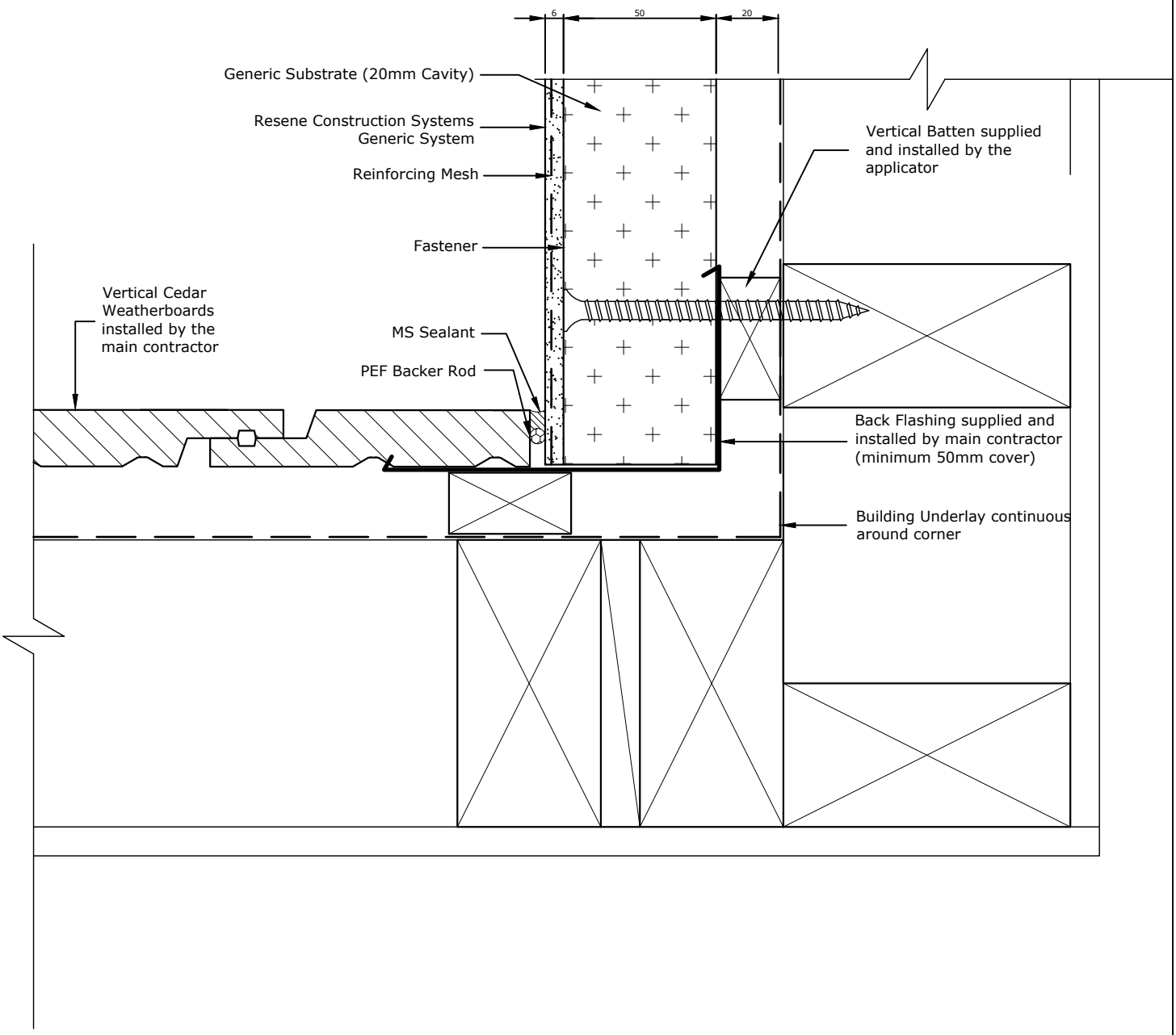

TradeSpec™ and RenderSpec™ are Registered Trademarks, both Documents are available on the Resene Construction Systems

Resene Construction Systems

CONFIDENTIALITY: No part of this publication may be reproduced or transmitted other than the intended use by Resene Construction Systems without written consent from the author.

System
Generic System

Scale
1 : 2 @ A4

Substrate
Generic Substrate (20mm Cavity)

Date
6 June 2019

Drawing Name
Internal Corner with Vert Cedar Weatherboard - Option 2

Sheet
10.04.71

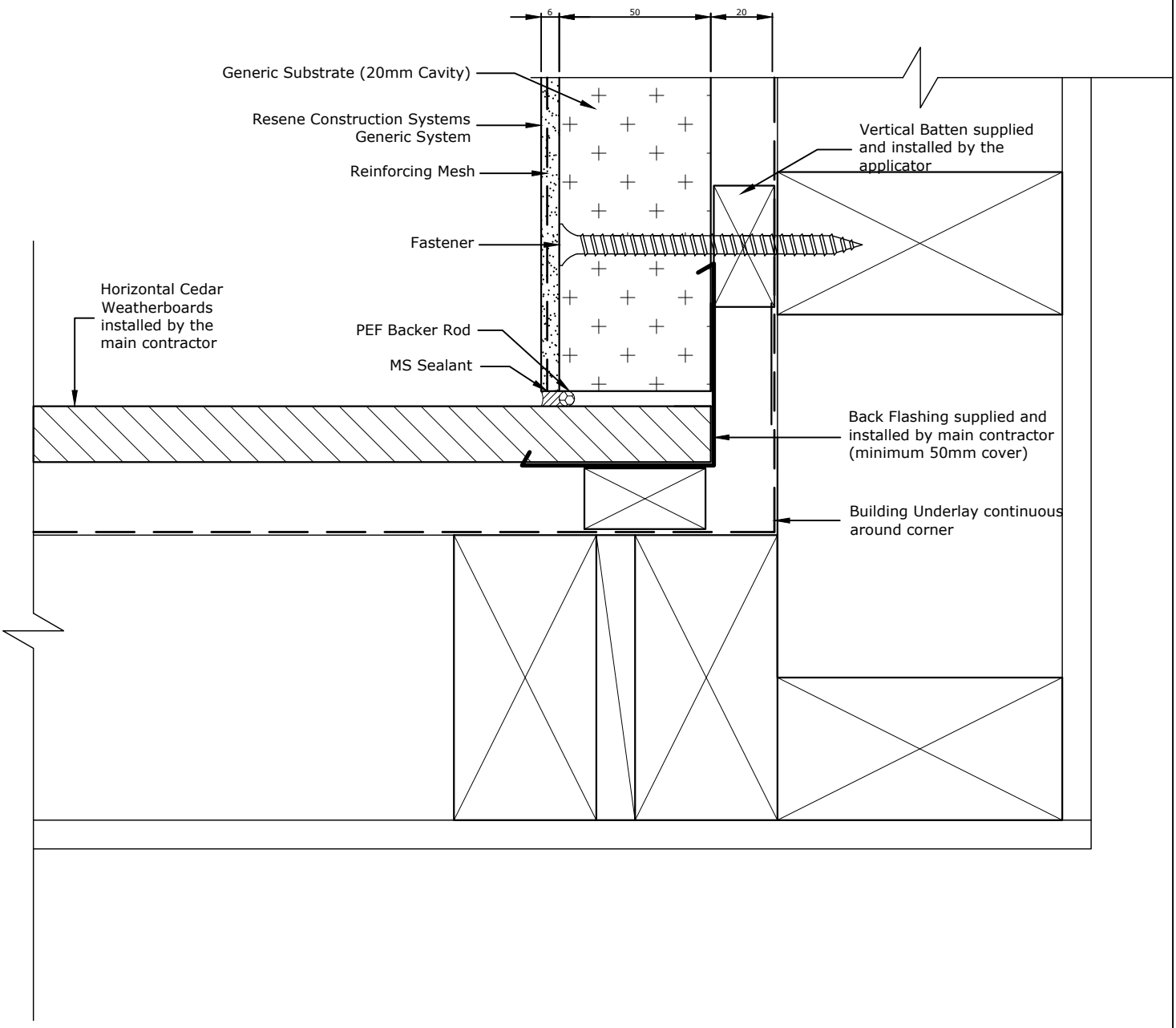

TradeSpec™ and RenderSpec™ are Registered Trademarks, both Documents are available on the Resene Construction Systems

Resene Construction Systems

CONFIDENTIALITY: No part of this publication may be reproduced or transmitted other than the intended use by Resene Construction Systems without written consent from the author.

System
Generic System

Substrate
Generic Substrate (20mm Cavity)

Drawing Name
Internal Corner with Horizontal Cedar Weatherboards

Scale
1 : 2 @ A4

Date
1 November 2017

Sheet
10.04.75

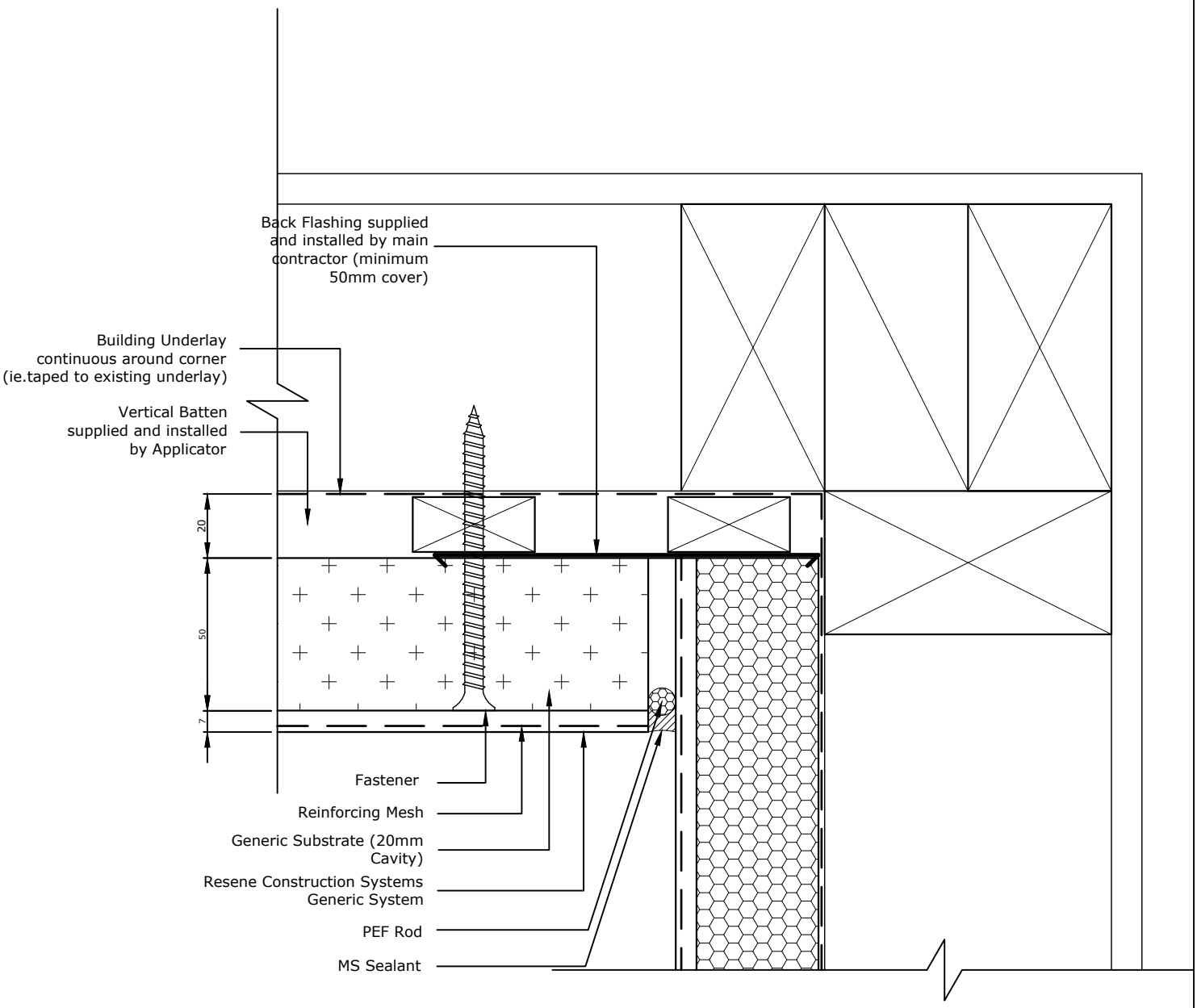

TradeSpec™ and RenderSpec™ are Registered Trademarks, both Documents are available on the Resene Construction Systems

Resene Construction Systems

CONFIDENTIALITY: No part of this publication may be reproduced or transmitted other than the intended use by Resene Construction Systems without written consent from the author.

System
Generic System

Substrate
Generic Substrate (20mm Cavity)

Drawing Name
Internal Corner to Existing EIFS

Scale
1 : 2 @ A4

Date
1 November 2017

Sheet
10.04.80

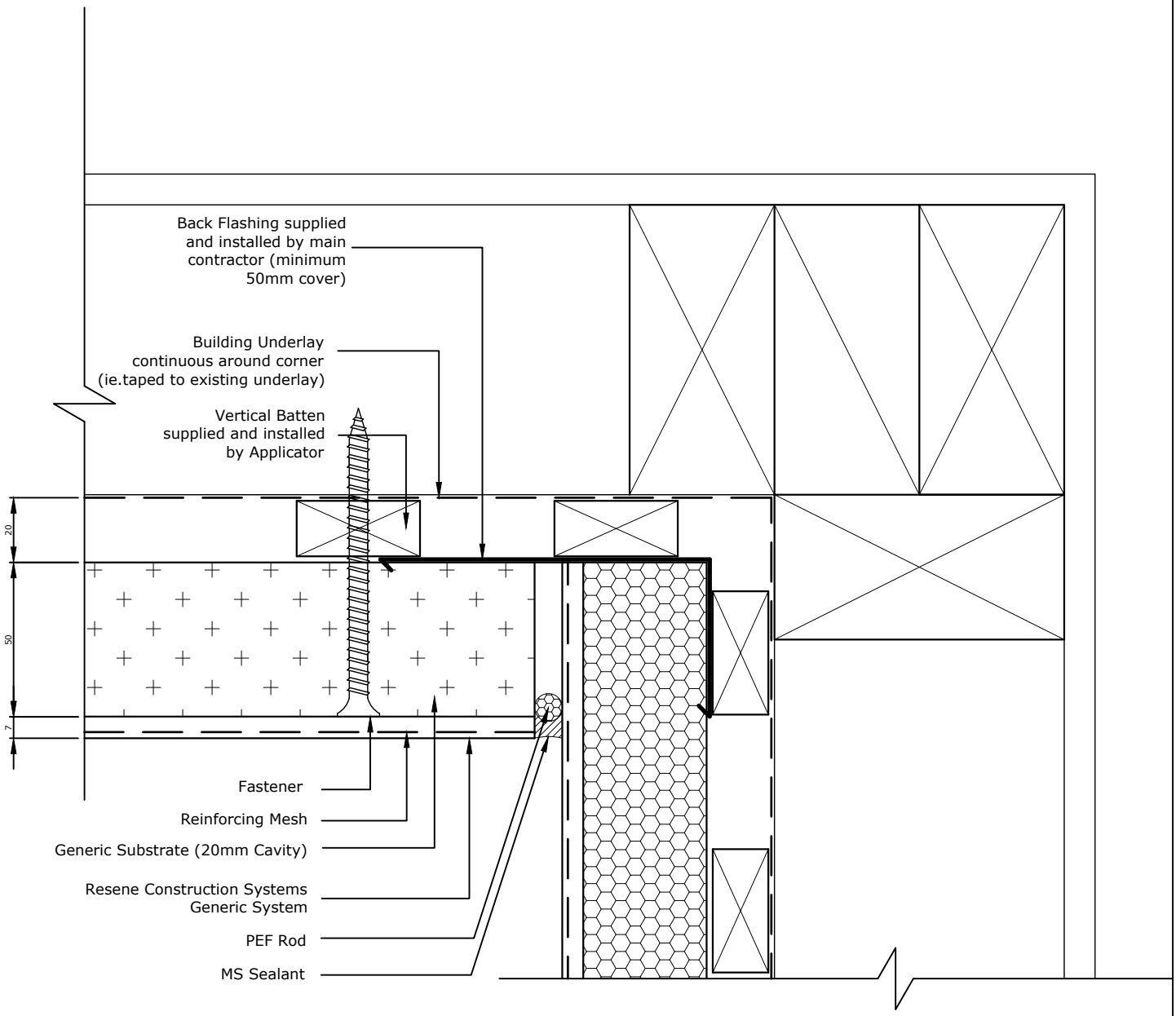

TradeSpec™ and RenderSpec™ are Registered Trademarks, both Documents are available on the Resene Construction Systems

Resene Construction Systems

CONFIDENTIALITY: No part of this publication may be reproduced or transmitted other than the intended use by Resene Construction Systems without written consent from the author.

System
Generic System

Substrate
Generic Substrate (20mm Cavity)

Drawing Name
Internal Corner to EIFS on Cavity

Scale
1 : 2 @ A4

Date
21 November 2023

Sheet
10.04.81

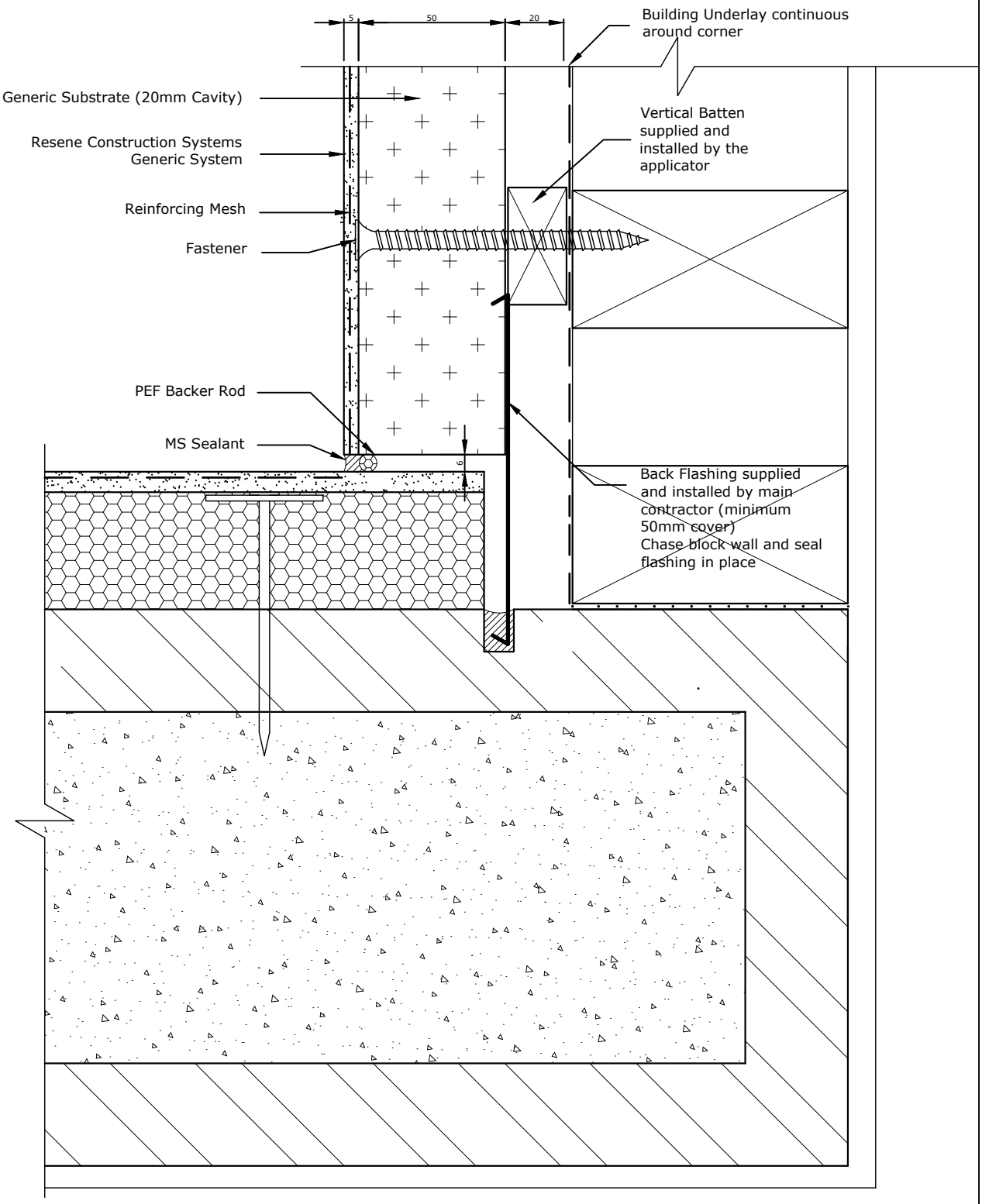

TradeSpec™ and RenderSpec™ are Registered Trademarks, both Documents are available on the Resene Construction Systems

Resene Construction Systems

CONFIDENTIALITY: No part of this publication may be reproduced or transmitted other than the intended use by Resene Construction Systems without written consent from the author.

System
Generic System

Substrate
Generic Substrate (20mm Cavity)

Drawing Name
Internal Corner with Graphex Masonry Overlay

Scale
1 : 2 @ A4

Date
1 November 2017

Sheet
10.04.85

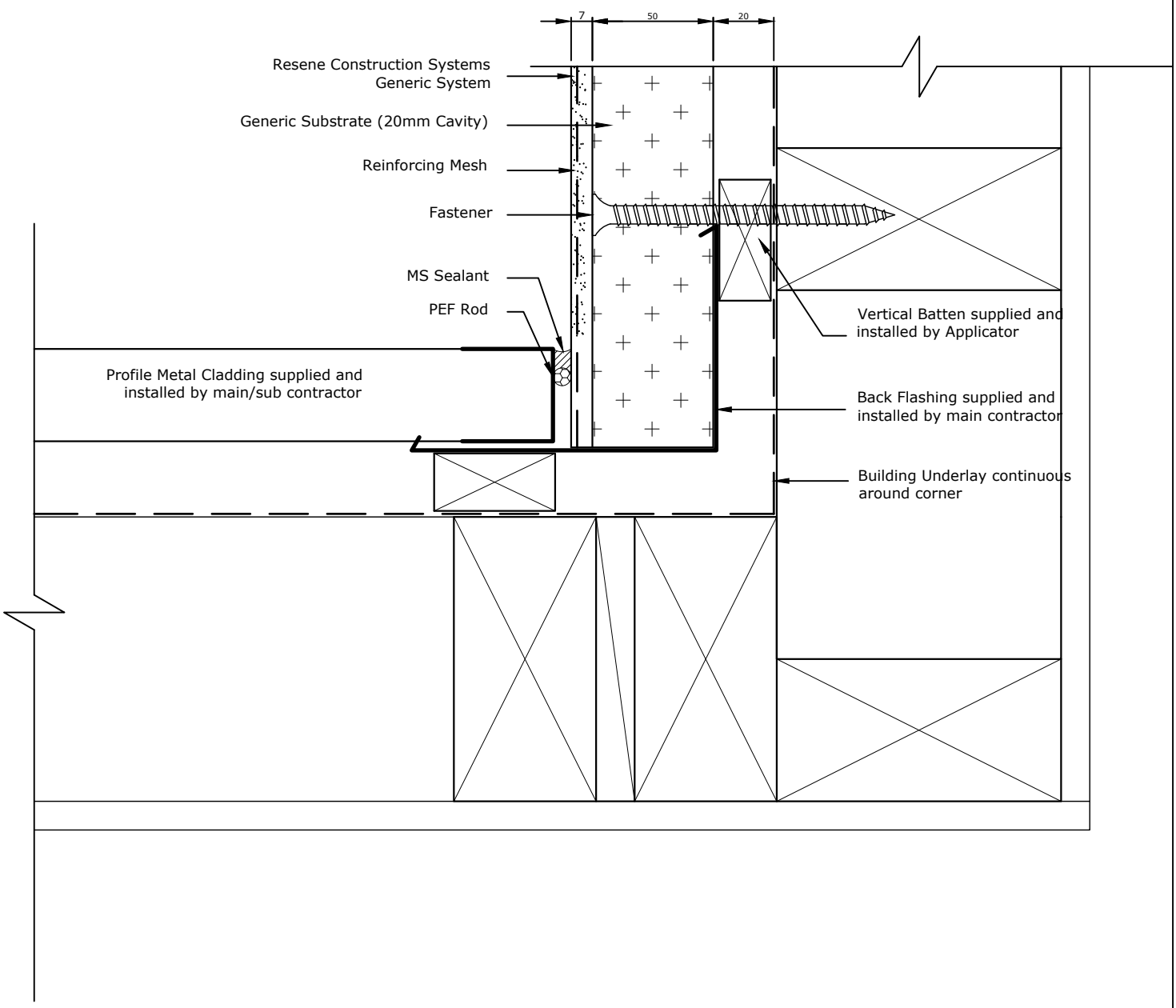

TradeSpec™ and RenderSpec™ are Registered Trademarks, both Documents are available on the Resene Construction Systems

Resene Construction Systems

CONFIDENTIALITY: No part of this publication may be reproduced or transmitted other than the intended use by Resene Construction Systems without written consent from the author.

System
Generic System

Substrate
Generic Substrate (20mm Cavity)

Drawing Name
Internal Corner with Profile Metal Cladding

Scale
1 : 2 @ A4

Date
1 November 2017

Sheet
10.04.90

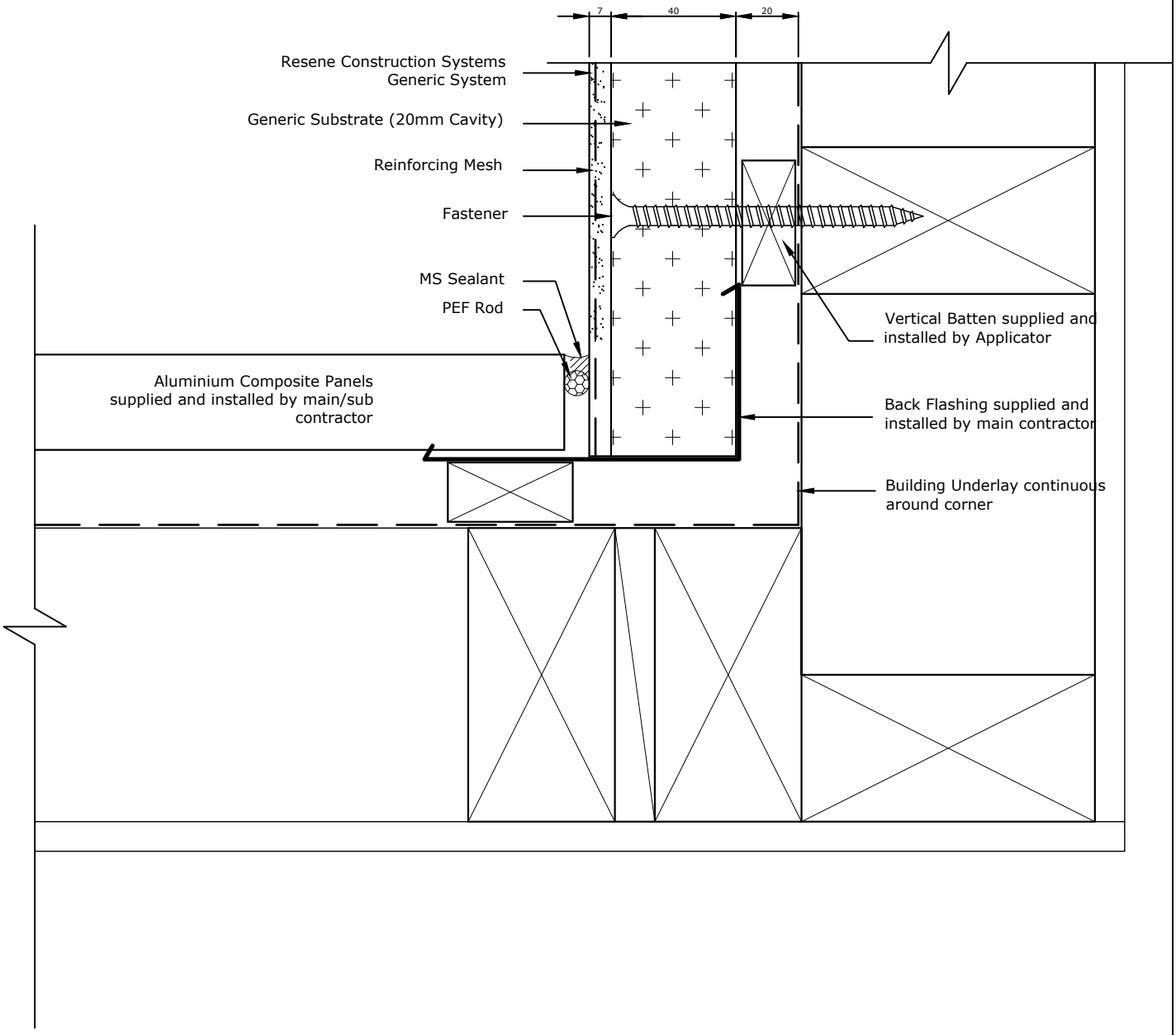

TradeSpec™ and RenderSpec™ are Registered Trademarks, both Documents are available on the Resene Construction Systems

Resene Construction Systems

CONFIDENTIALITY: No part of this publication may be reproduced or transmitted other than the intended use by Resene Construction Systems without written consent from the author.

System
Generic System

Substrate
Generic Substrate (20mm Cavity)

Drawing Name
Internal Corner with Aluminium Composite Panel

Scale
1 : 2 @ A4

Date
1 November 2017

Sheet
10.04.95

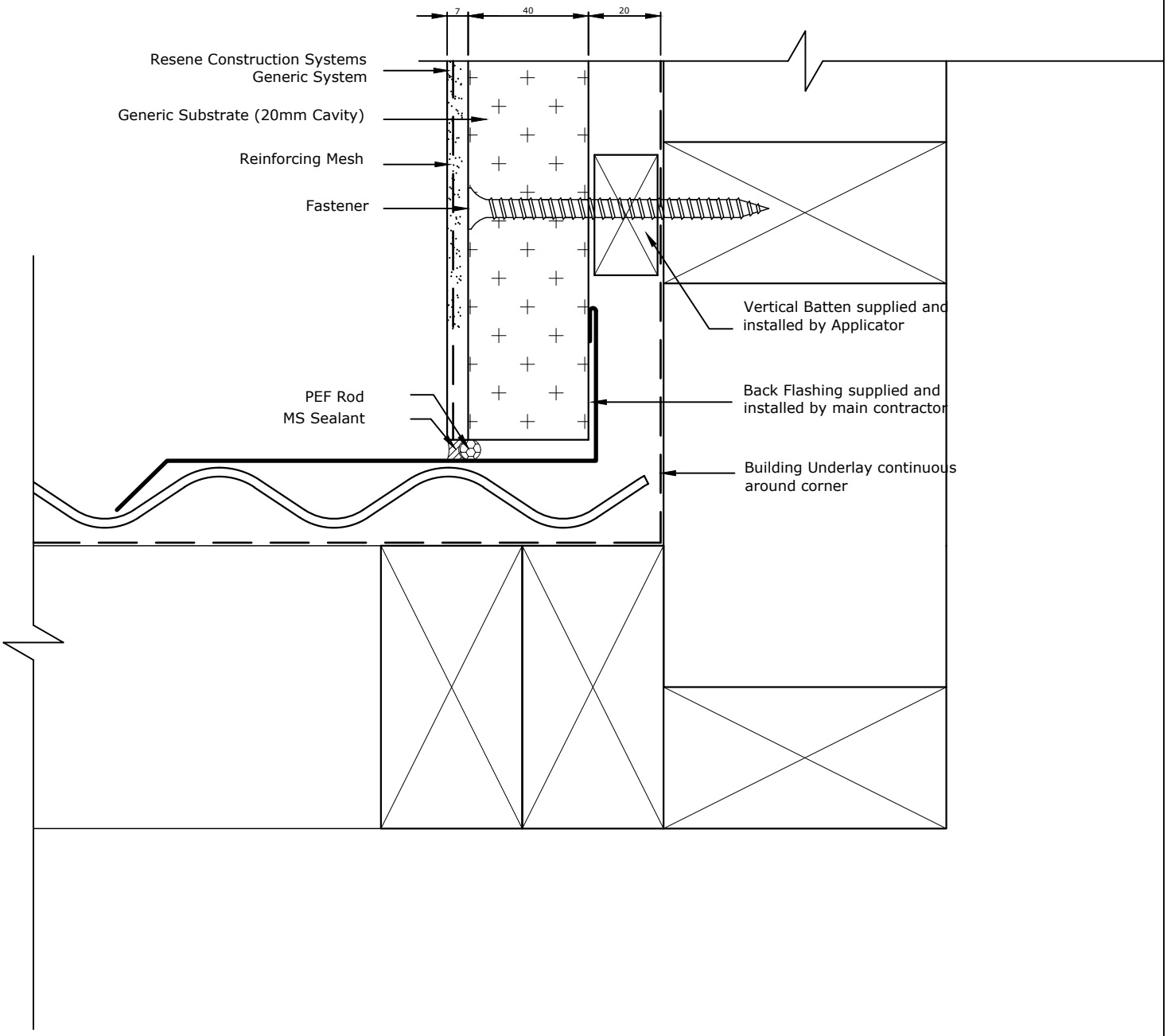

TradeSpec™ and RenderSpec™ are Registered Trademarks, both Documents are available on the Resene Construction Systems

Resene Construction Systems

CONFIDENTIALITY: No part of this publication may be reproduced or transmitted other than the intended use by Resene Construction Systems without written consent from the author.

System
Generic System

Substrate
Generic Substrate (20mm Cavity)

Drawing Name
Internal Corner with Vertical Profiled Metal

Scale
1 : 2 @ A4

Date
1 November 2017

Sheet
10.04.96

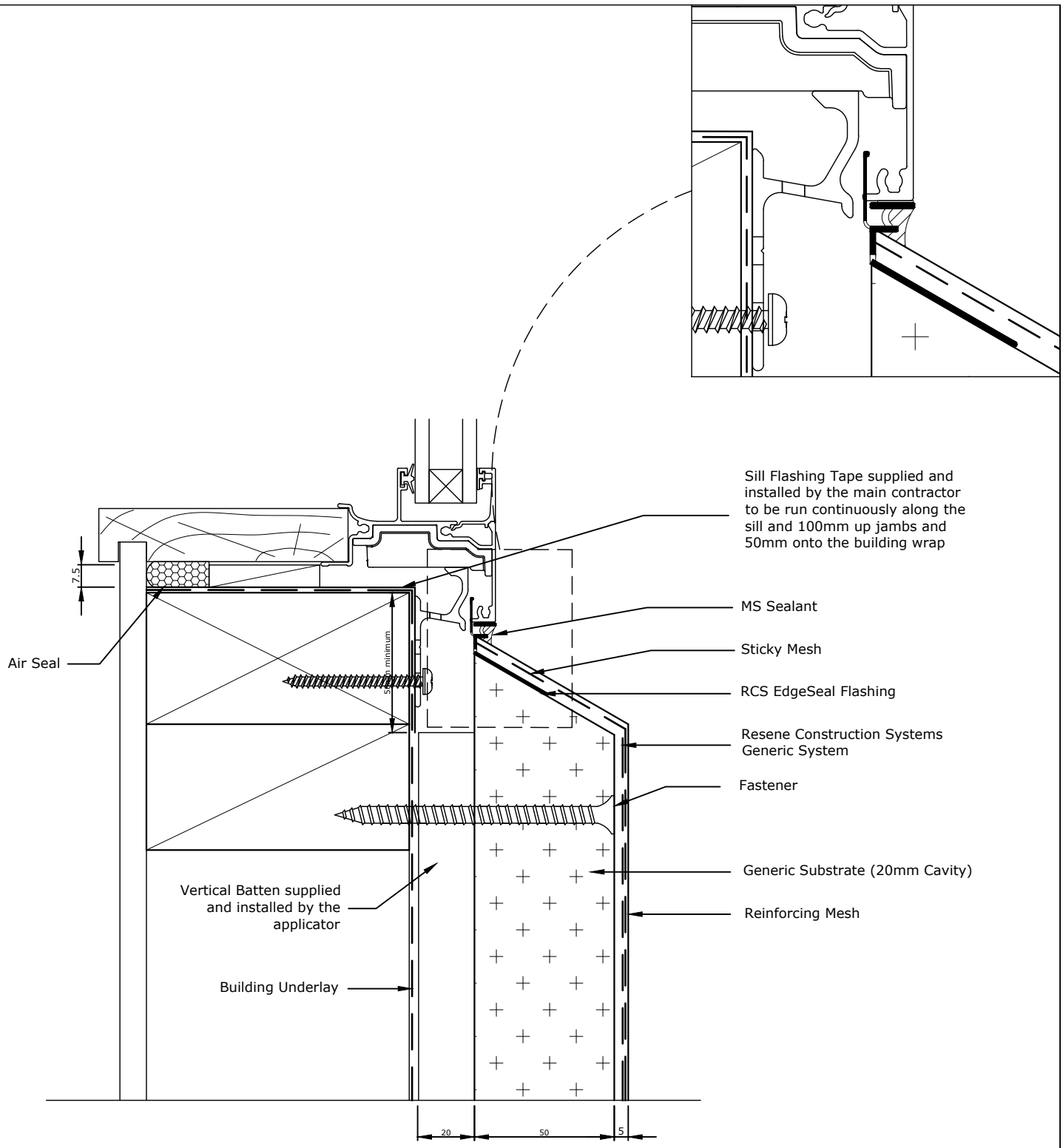

Allow a 25mm Gap between the back of the joinery and external facing timber framing to allow the sill flashing to fit.

The RCS EdgeSeal Flashing holds a patent for its innovative design - Patent # 582317
TradeSpec™ and RenderSpec™ are Registered Trademarks, both Documents are available on the Resene Construction Systems website

Resene Construction Systems

CONFIDENTIALITY: No part of this publication may be reproduced or transmitted other than the intended use by Resene Construction Systems without written consent from the author.

System
Generic System

Substrate
Generic Substrate (20mm Cavity)

Drawing Name
Window Sill

Scale
1 : 2 @ A4

Date
1 November 2017

Sheet
10.05.00

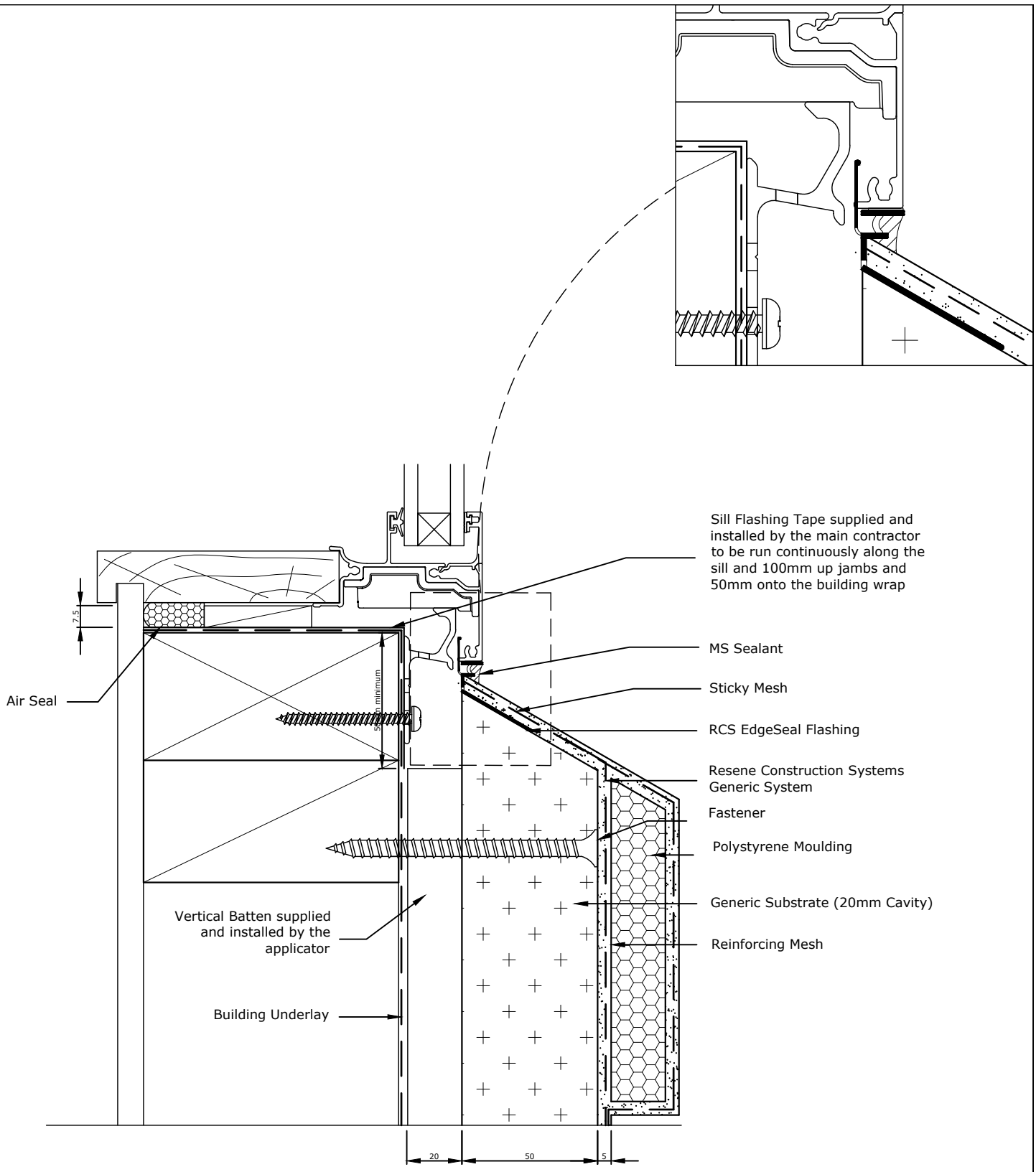

Allow a 25mm Gap between the back of the joinery and external facing timber framing to allow the sill flashing to fit.

The RCS EdgeSeal Flashing holds a patent for its innovative design - Patent # 582317
TradeSpec™ and RenderSpec™ are Registered Trademarks, both Documents are available on the Resene Construction Systems website

Resene Construction Systems

CONFIDENTIALITY: No part of this publication may be reproduced or transmitted other than the intended use by Resene Construction Systems without written consent from the author.

System
Generic System

Substrate
Generic Substrate (20mm Cavity)

Drawing Name
Window Sill with Moulding

Scale
1 : 2 @ A4

Date
1 November 2017

Sheet
10.05.01

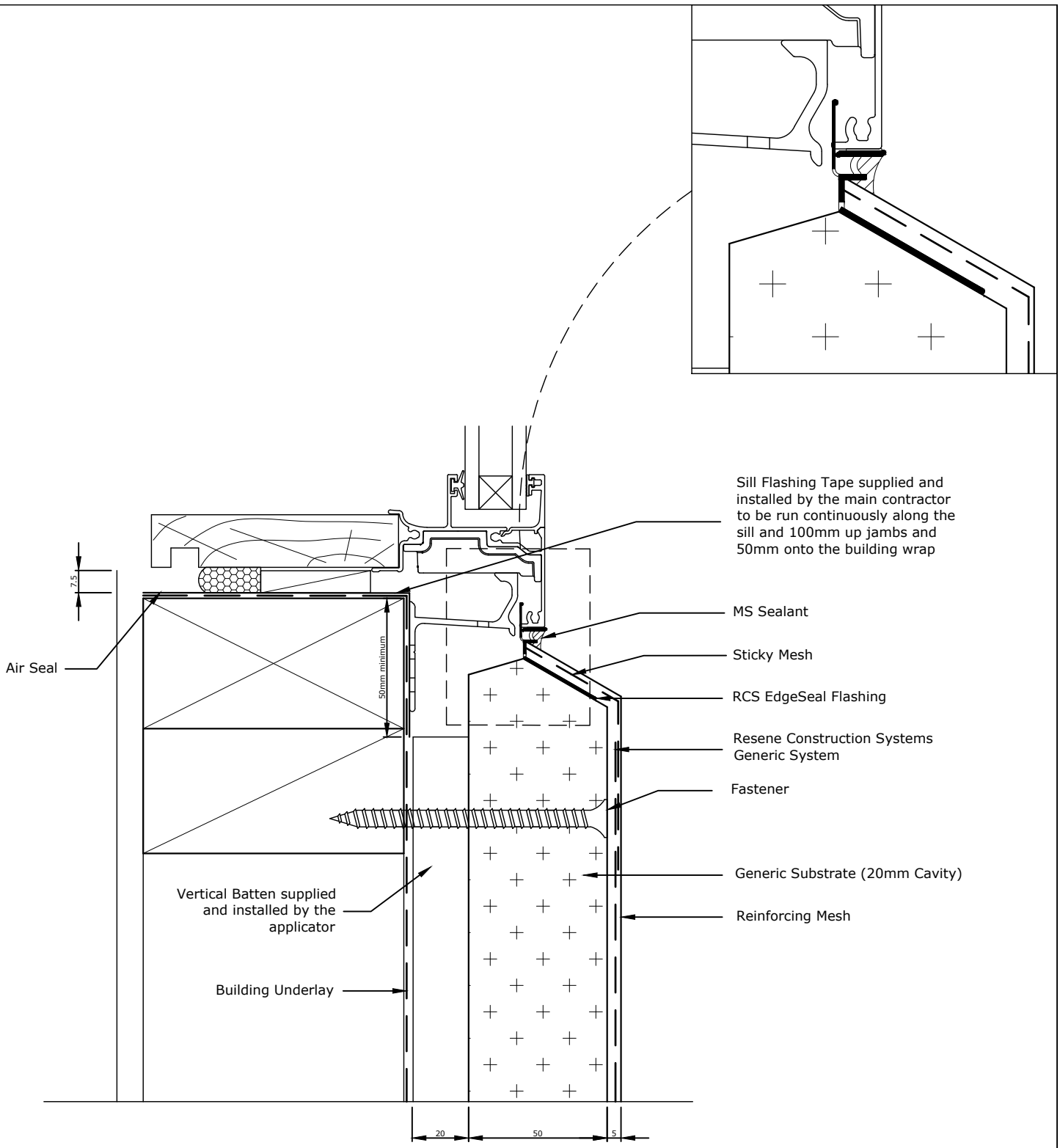

TradeSpec™ and RenderSpec™ are Registered Trademarks, both Documents are available on the Resene Construction Systems

Resene Construction Systems

CONFIDENTIALITY: No part of this publication may be reproduced or transmitted other than the intended use by Resene Construction Systems without written consent from the author.

System
Generic System

Substrate
Generic Substrate (20mm Cavity)

Drawing Name
Window Sill - 20mm Reveal

Scale
1 : 2 @ A4

Date
1 November 2017

Sheet
10.05.05

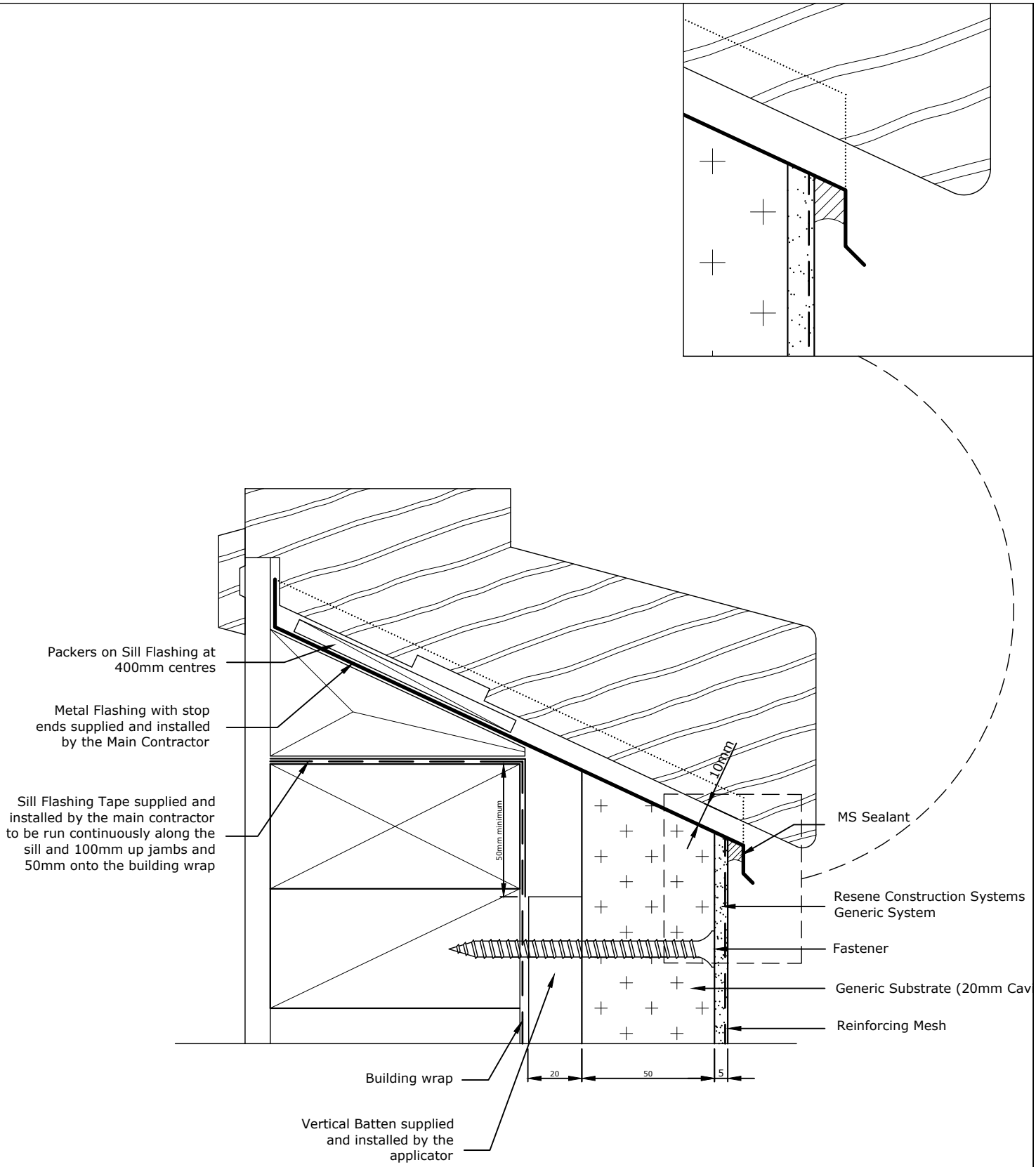

The RCS EdgeSeal Flashing holds a patent for its innovative design - Patent # 582317
TradeSpec™ and RenderSpec™ are Registered Trademarks, both Documents are available on the Resene Construction Systems website

Resene Construction Systems

CONFIDENTIALITY: No part of this publication may be reproduced or transmitted other than the intended use by Resene Construction Systems without written consent from the author.

System	Scale
Generic System	1 : 2 @ A4
Substrate	**Date**
Generic Substrate (20mm Cavity)	1 November 2017
Drawing Name	**Sheet**
Timber Window Sill - Option 1	10.05.10

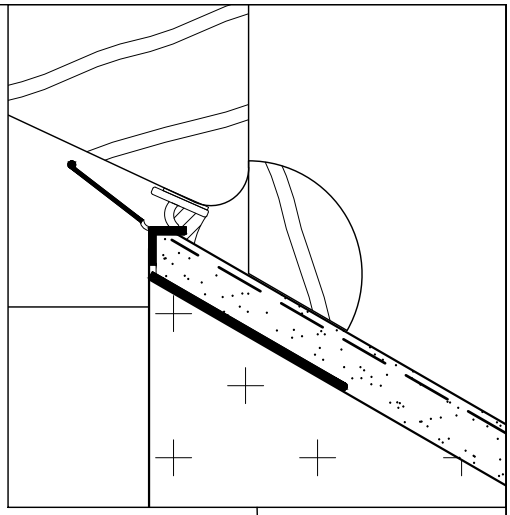

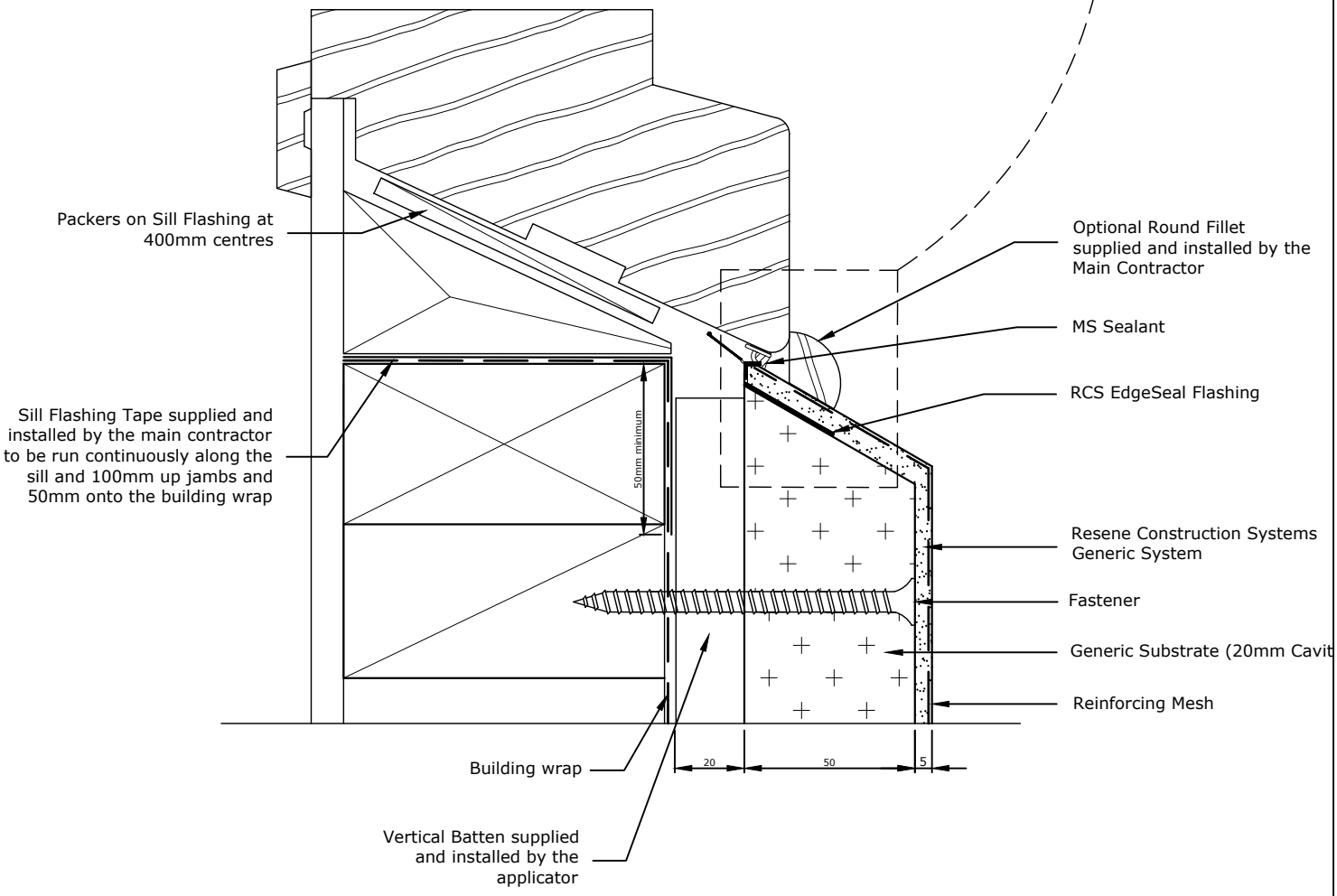

TradeSpec™ and RenderSpec™ are Registered Trademarks, both Documents are available on the Resene Construction Systems

Resene Construction Systems

CONFIDENTIALITY: No part of this publication may be reproduced or transmitted other than the intended use by Resene Construction Systems without written consent from the author.

System
Generic System

Substrate
Generic Substrate (20mm Cavity)

Drawing Name
Timber Window Sill - Option 2

Scale
1 : 2 @ A4

Date
1 November 2017

Sheet
10.05.11

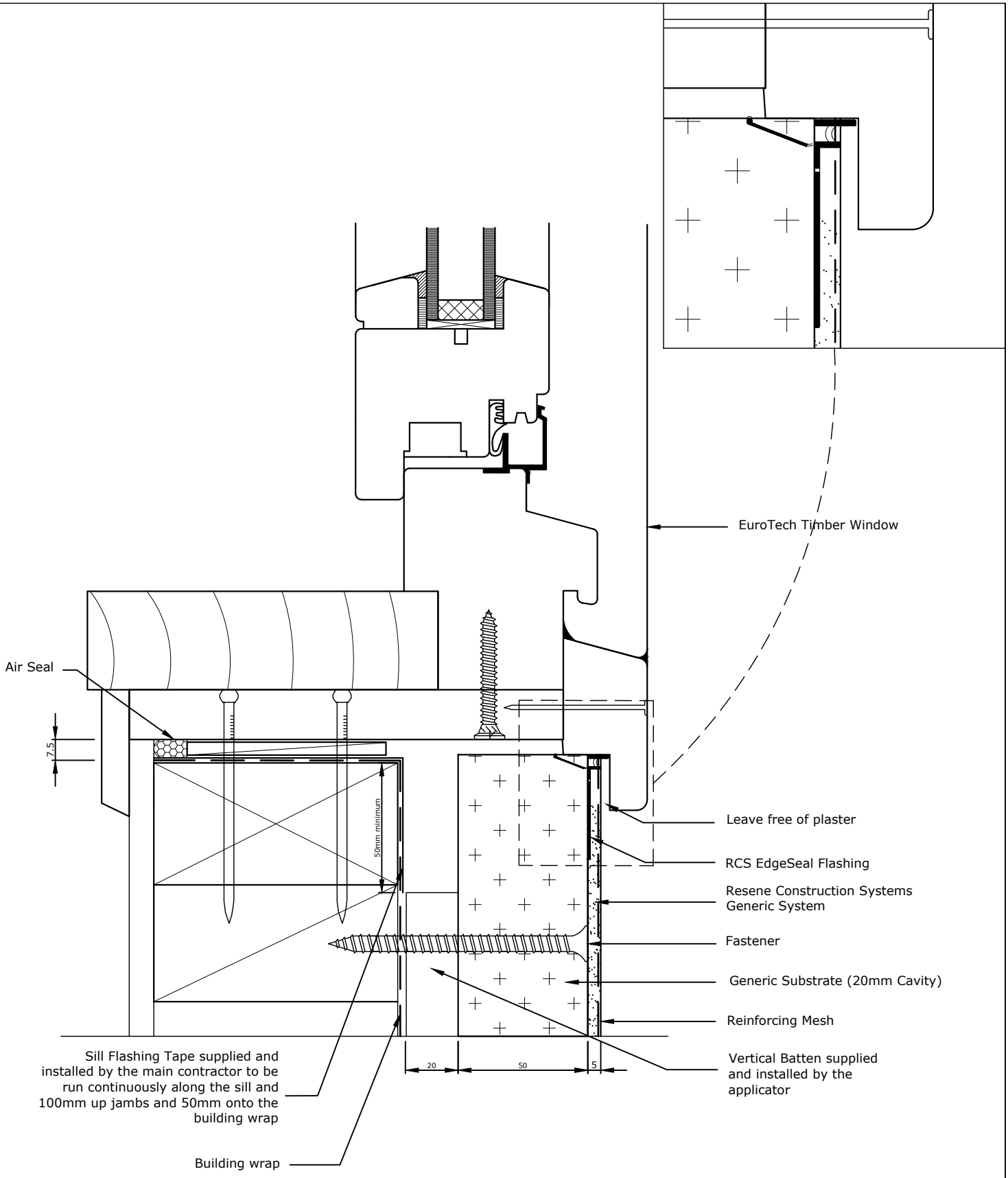

TradeSpec™ and RenderSpec™ are Registered Trademarks, both Documents are available on the Resene Construction Systems

Resene Construction Systems

CONFIDENTIALITY: No part of this publication may be reproduced or transmitted other than the intended use by Resene Construction Systems without written consent from the author.

System
Generic System

Substrate
Generic Substrate (20mm Cavity)

Drawing Name
Timber EuroTech Window Sill

Scale
1 : 2 @ A4

Date
1 November 2017

Sheet
10.05.20

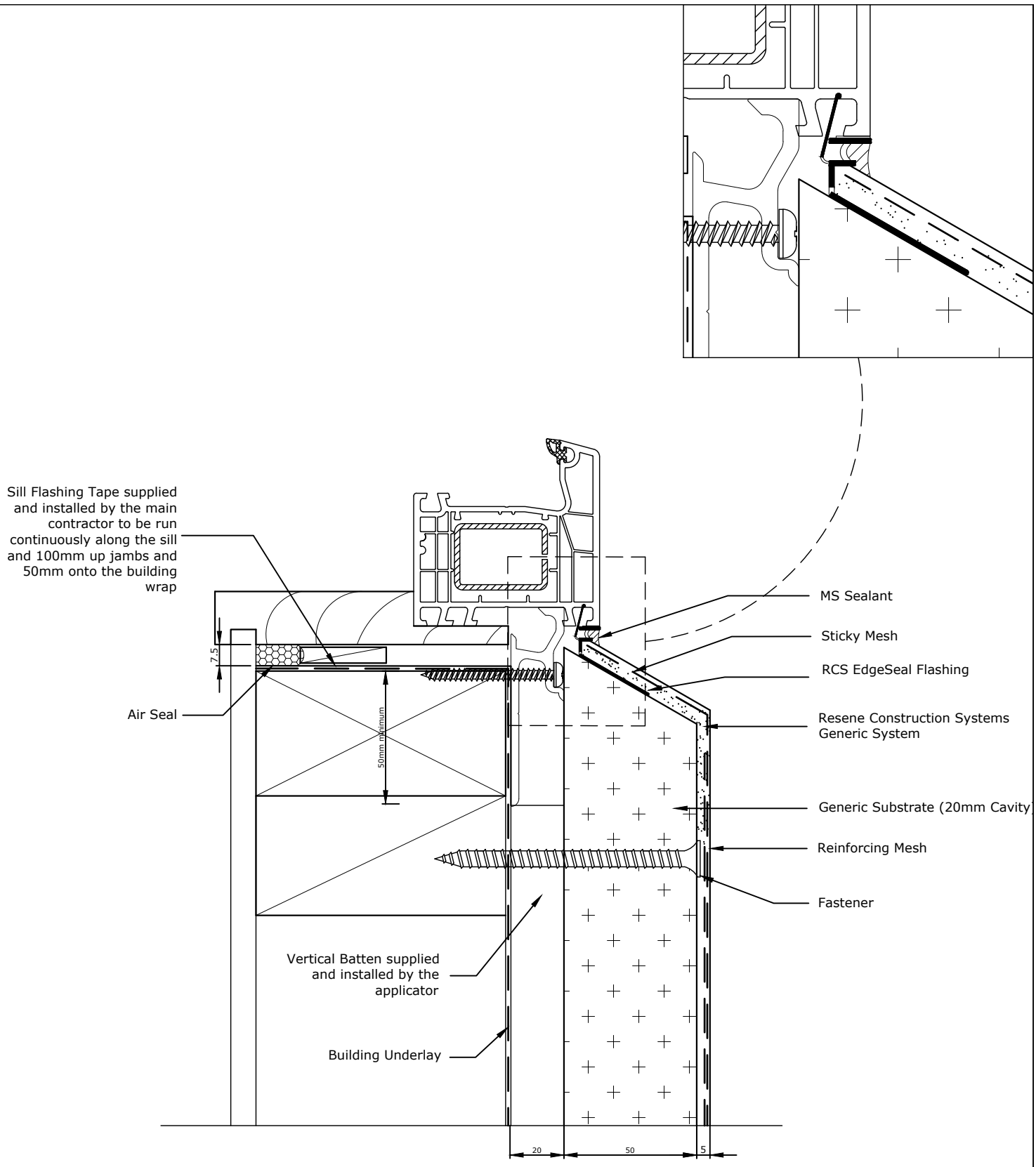

The RCS EdgeSeal Flashing holds a patent for its innovative design - Patent # 582317
TradeSpec™ and RenderSpec™ are Registered Trademarks, both Documents are available on the Resene Construction Systems website

Resene Construction Systems

CONFIDENTIALITY: No part of this publication may be reproduced or transmitted other than the intended use by Resene Construction Systems without written consent from the author.

System
Generic System

Substrate
Generic Substrate (20mm Cavity)

Drawing Name
Window Sill to NK Window

Scale
1 : 2 @ A4

Date
1 November 2017

Sheet
10.05.30

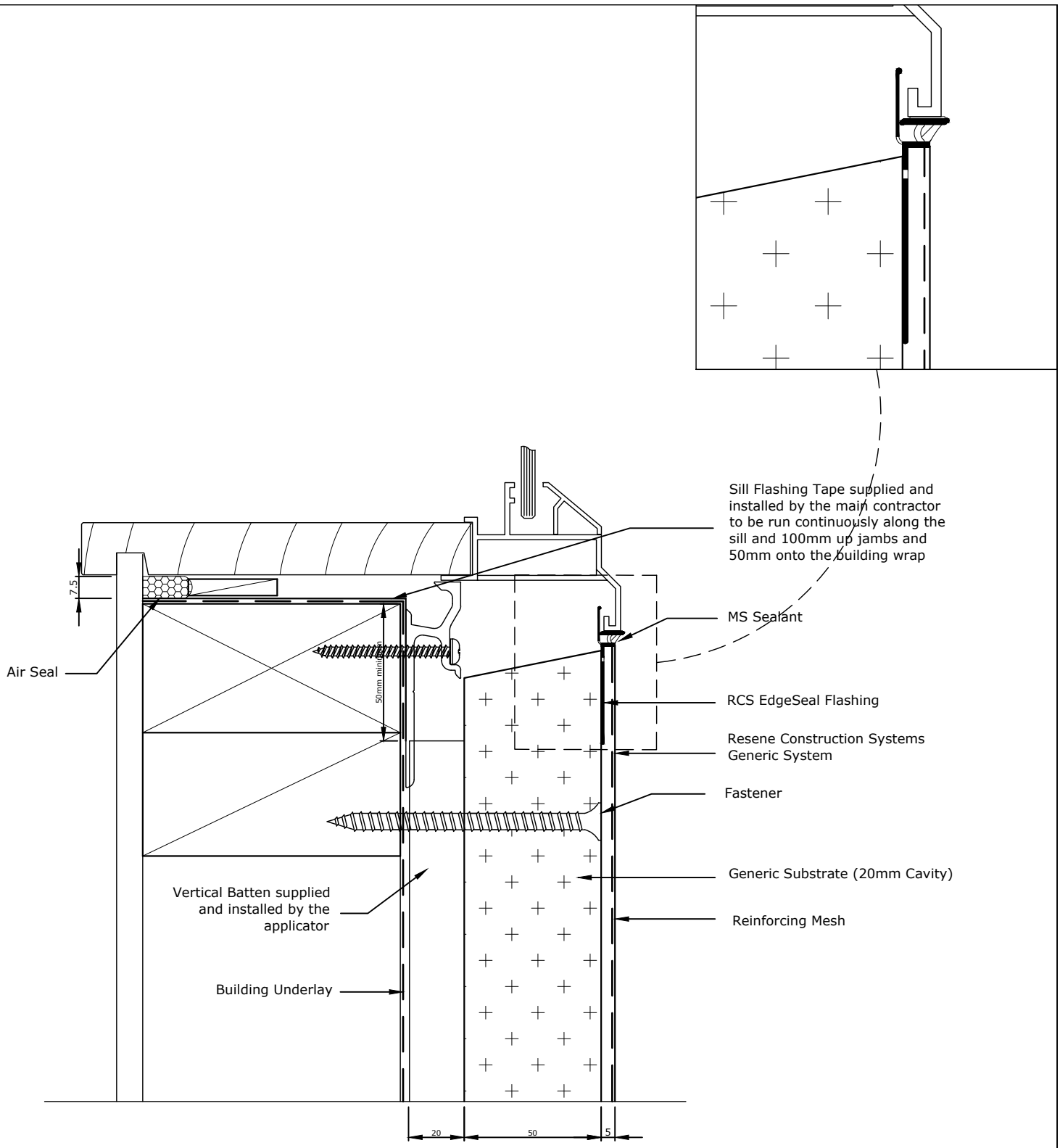

TradeSpec™ and RenderSpec™ are Registered Trademarks, both Documents are available on the Resene Construction Systems

Resene Construction Systems

CONFIDENTIALITY: No part of this publication may be reproduced or transmitted other than the intended use by Resene Construction Systems without written consent from the author.

System
Generic System

Substrate
Generic Substrate (20mm Cavity)

Drawing Name
Window Face Fixed Jamb and Sill

Scale
1 : 2 @ A4

Date
1 November 2017

Sheet
10.05.50

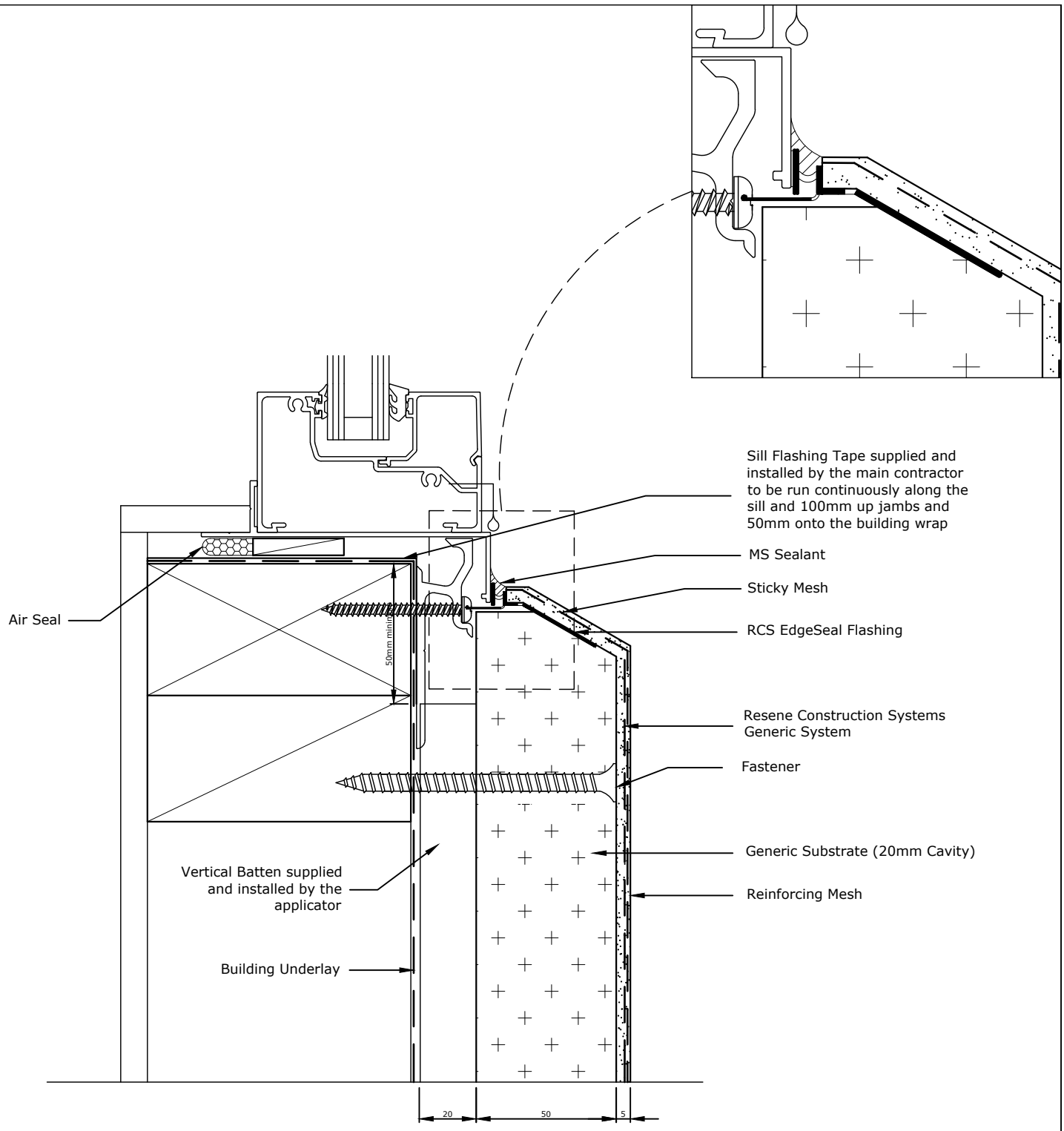

Allow a 25mm Gap between the back of the joinery and external facing timber framing to allow the sill flashing to fit.

TradeSpec™ and RenderSpec™ are Registered Trademarks, both Documents are available on the Resene Construction Systems

Resene Construction Systems

CONFIDENTIALITY: No part of this publication may be reproduced or transmitted other than the intended use by Resene Construction Systems without written consent from the author.

System
Generic System

Substrate
Generic Substrate (20mm Cavity)

Drawing Name
Window Sill Comercial Joinery

Scale
1 : 2 @ A4

Date
1 November 2017

Sheet
10.05.55

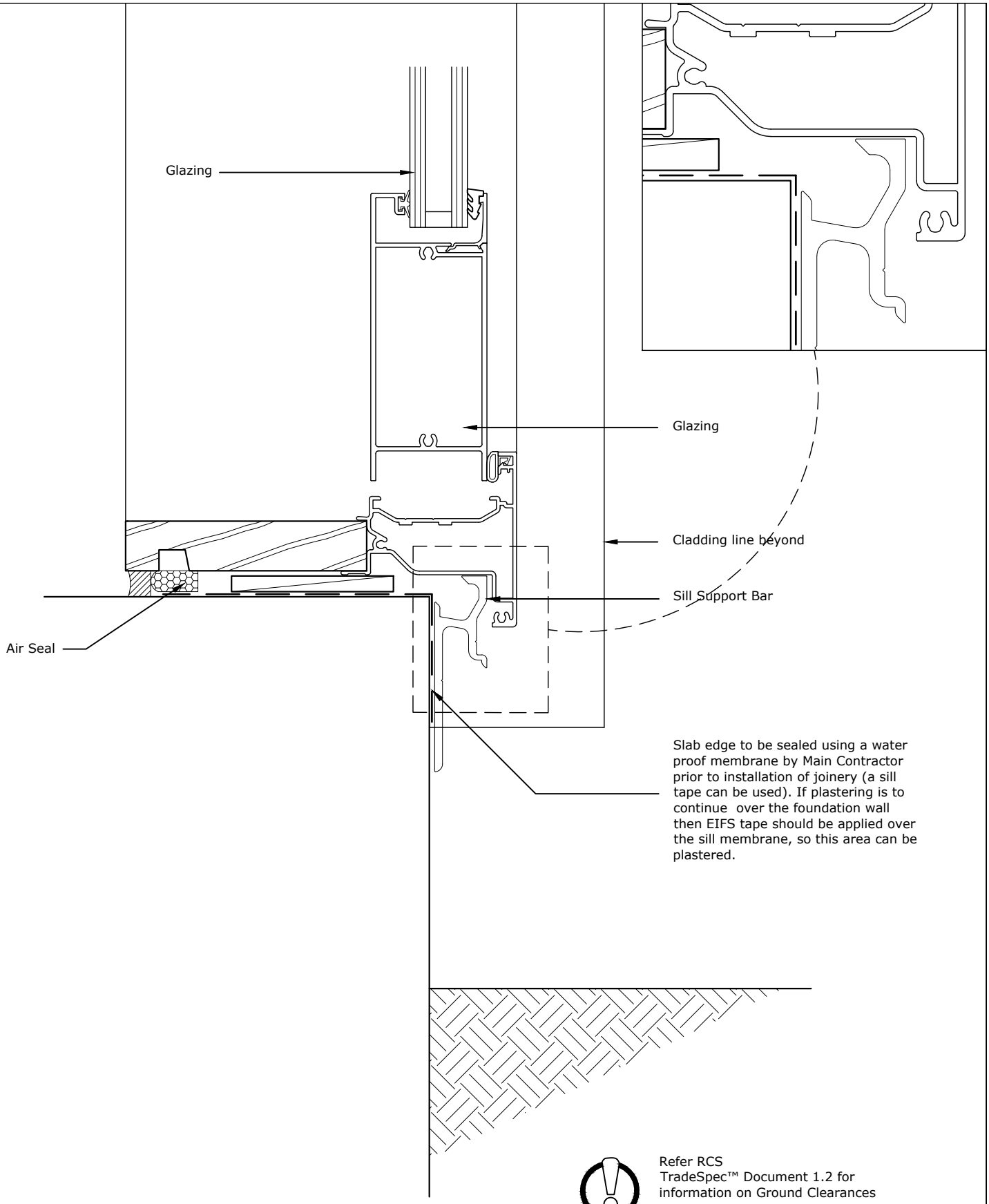

Refer RCS TradeSpec™ Document 1.2 for information on Ground Clearances

For windows less than 600mm wide no Window Support is required

TradeSpec™ and RenderSpec™ are Registered Trademarks, both Documents are available on the Resene Construction Systems website

Resene Construction Systems

CONFIDENTIALITY: No part of this publication may be reproduced or transmitted other than the intended use by Resene Construction Systems without written consent from the author.

System
Generic System

Substrate
Generic Substrate (20mm Cavity)

Drawing Name
Door Sill - Option 1

Scale
1 : 2 @ A4

Date
1 November 2017

Sheet
10.05.60

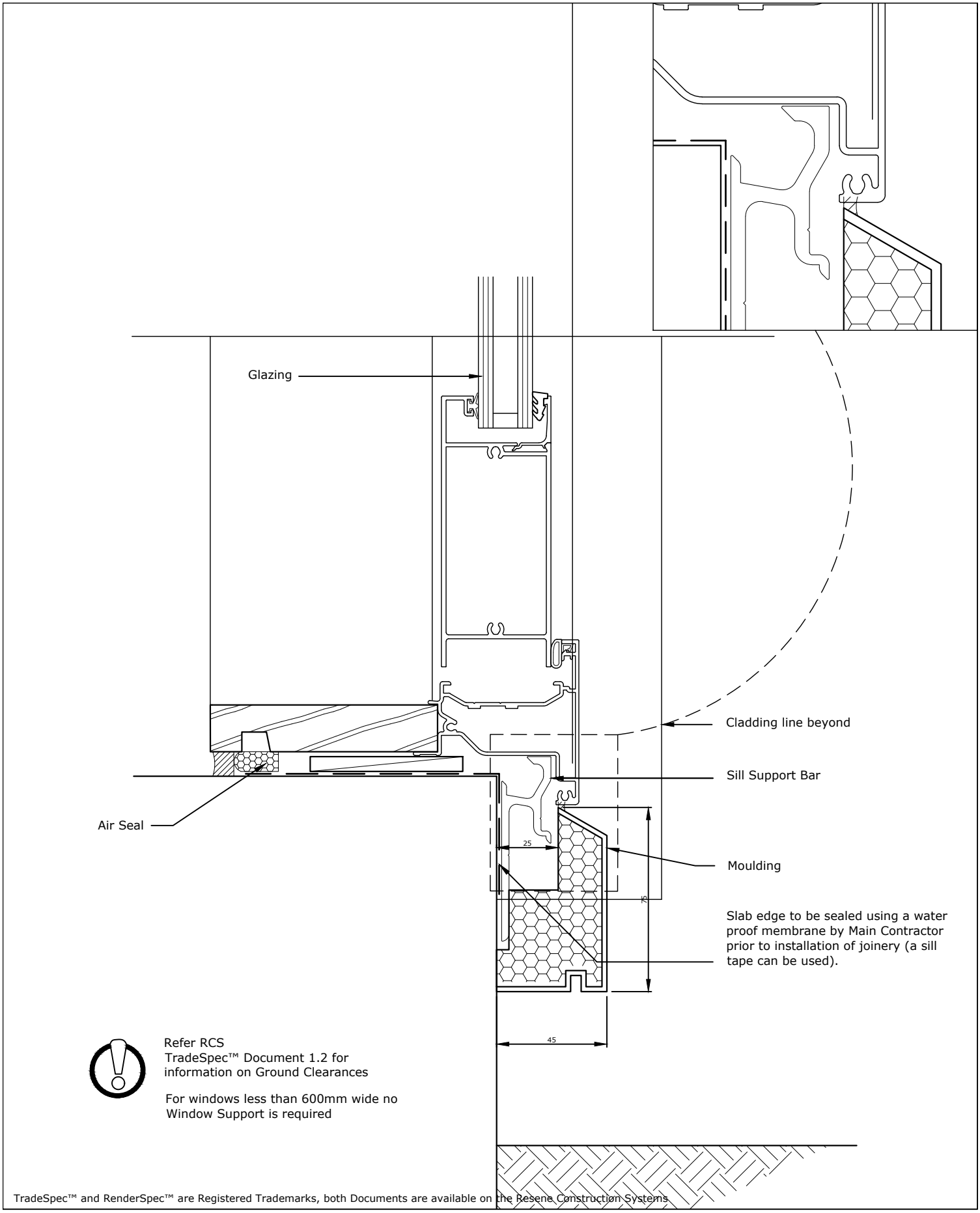

Refer RCS
TradeSpec™ Document 1.2 for information on Ground Clearances

For windows less than 600mm wide no Window Support is required

TradeSpec™ and RenderSpec™ are Registered Trademarks, both Documents are available on the Resene Construction Systems

Resene Construction Systems

CONFIDENTIALITY: No part of this publication may be reproduced or transmitted other than the intended use by Resene Construction Systems without written consent from the author.

System
Generic System

Substrate
Generic Substrate (20mm Cavity)

Drawing Name
Door Sill - Option 2

Scale
1 : 2 @ A4

Date
1 November 2017

Sheet
10.05.61

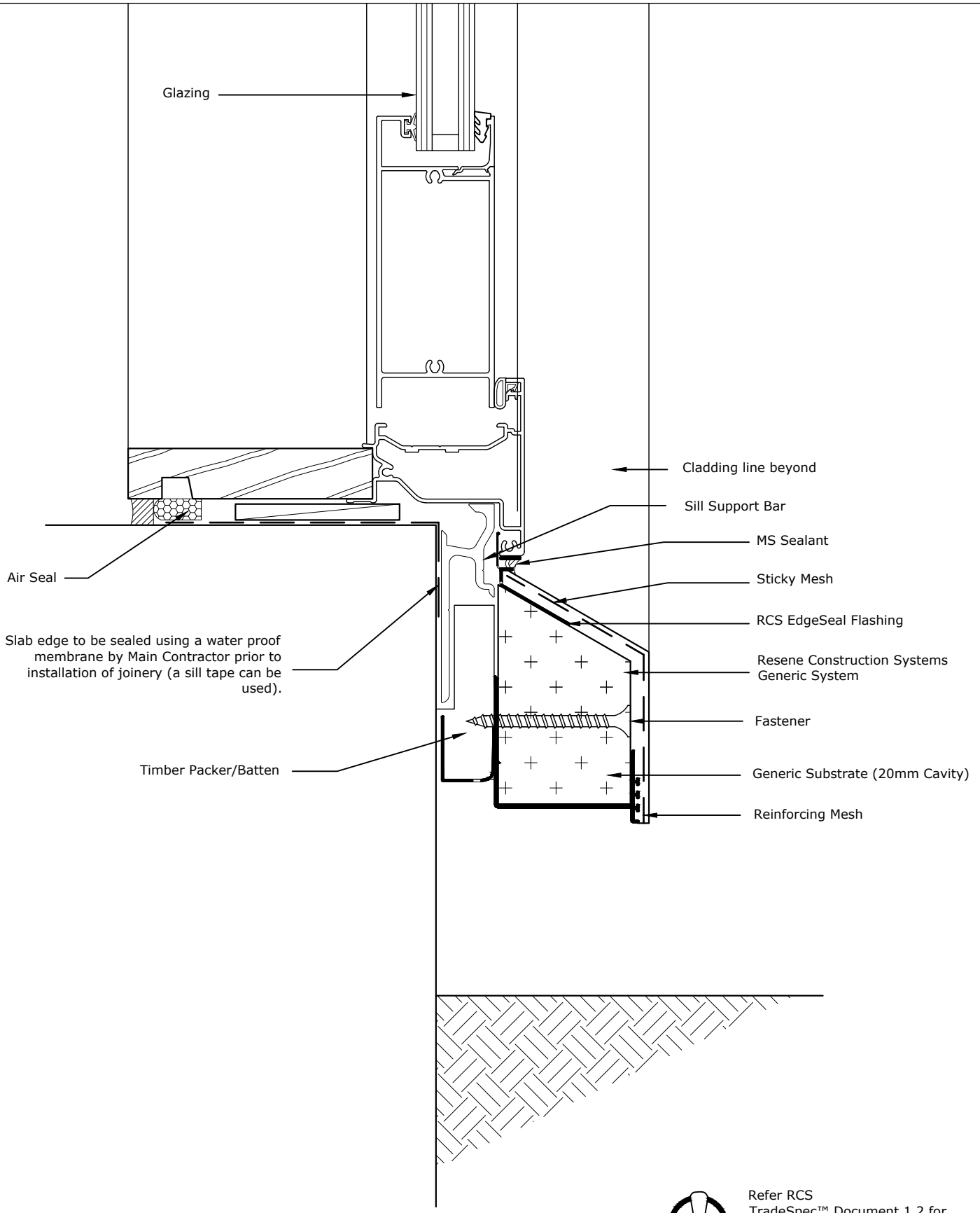

Refer RCS TradeSpec™ Document 1.2 for information on Ground Clearances. Control Joint to be formed of either side of the opening.

TradeSpec™ and RenderSpec™ are Registered Trademarks, both Documents are available on the Resene Construction Systems

Resene Construction Systems

CONFIDENTIALITY: No part of this publication may be reproduced or transmitted other than the intended use by Resene Construction Systems without written consent from the author.

System
Generic System

Substrate
Generic Substrate (20mm Cavity)

Drawing Name
Door Sill - Option 3

Scale
1 : 2 @ A4

Date
2 August 2022

Sheet
10.05.62

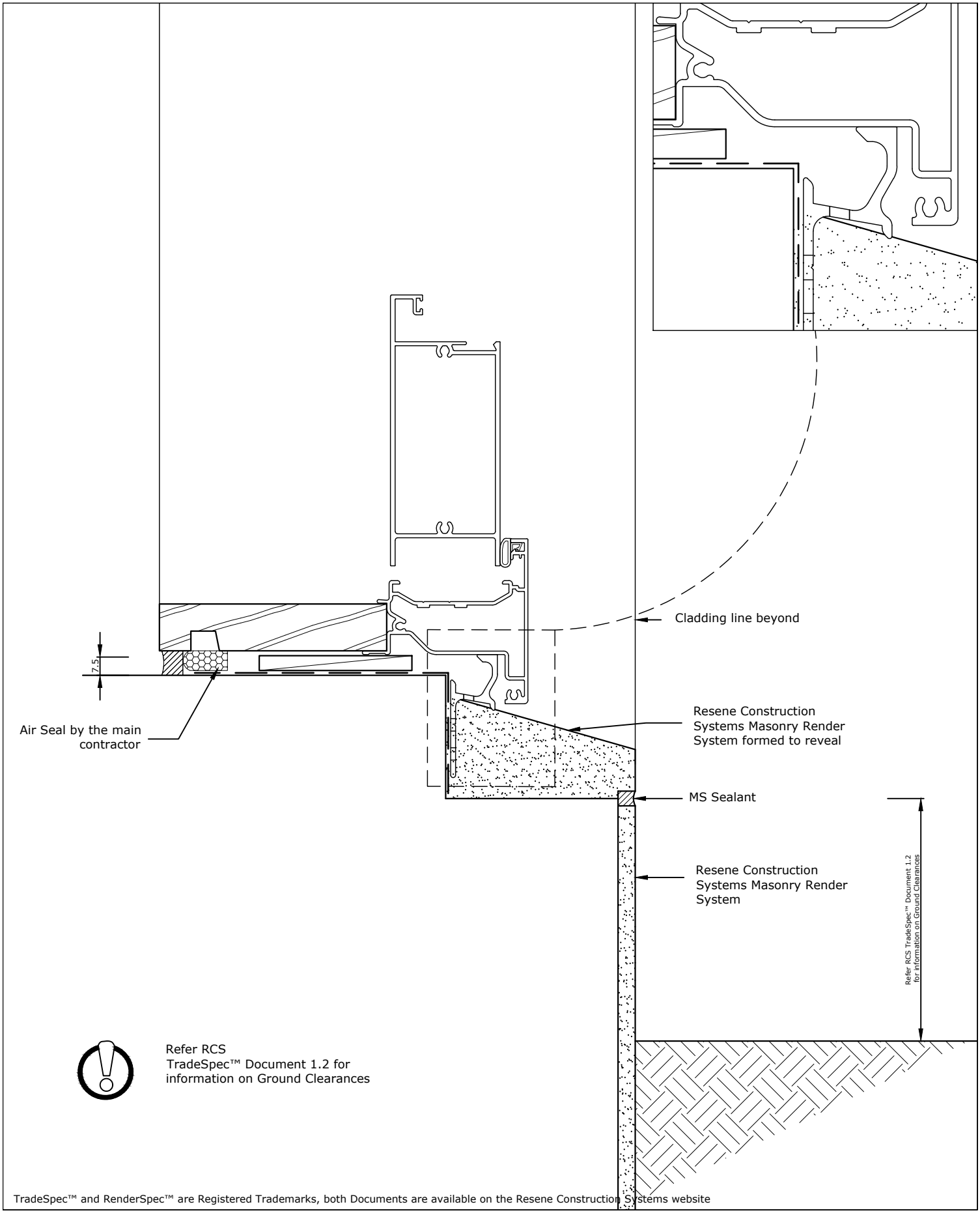

TradeSpec™ and RenderSpec™ are Registered Trademarks, both Documents are available on the Resene Construction Systems website

Resene Construction Systems

CONFIDENTIALITY: No part of this publication may be reproduced or transmitted other than the intended use by Resene Construction Systems without written consent from the author.

System
Generic System

Substrate
Generic Substrate (20mm Cavity)

Drawing Name
Door Sill in a Foundation Recess - Option 1

Scale
1 : 2 @ A4

Date
1 November 2017

Sheet
10.05.65

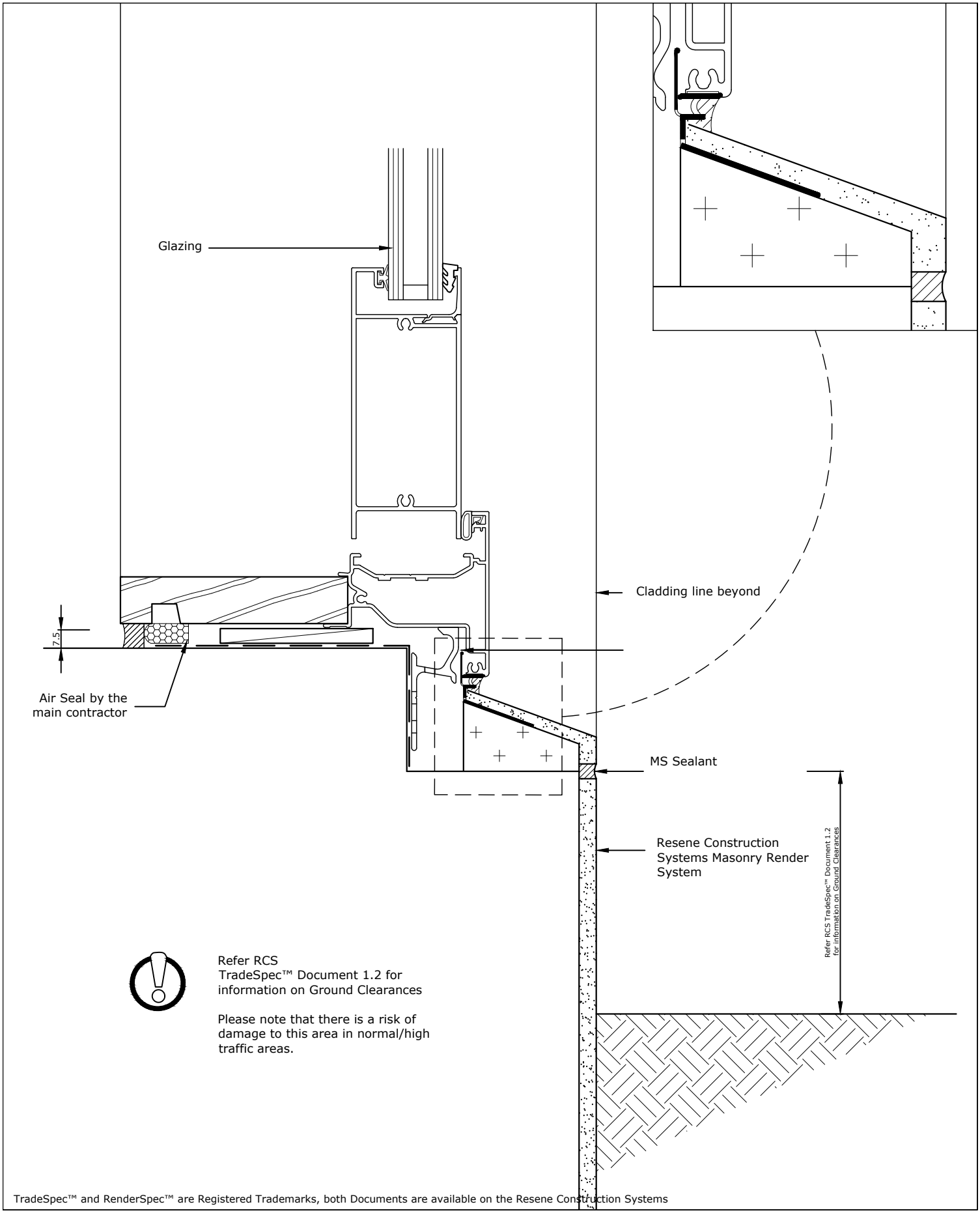

TradeSpec™ and RenderSpec™ are Registered Trademarks, both Documents are available on the Resene Construction Systems

Resene Construction Systems

CONFIDENTIALITY: No part of this publication may be reproduced or transmitted other than the intended use by Resene Construction Systems without written consent from the author.

System
Generic System

Substrate
Generic Substrate (20mm Cavity)

Drawing Name
Door Sill in a Foundation Recess - Option 2

Scale
1 : 2 @ A4

Date
1 November 2017

Sheet
10.05.66

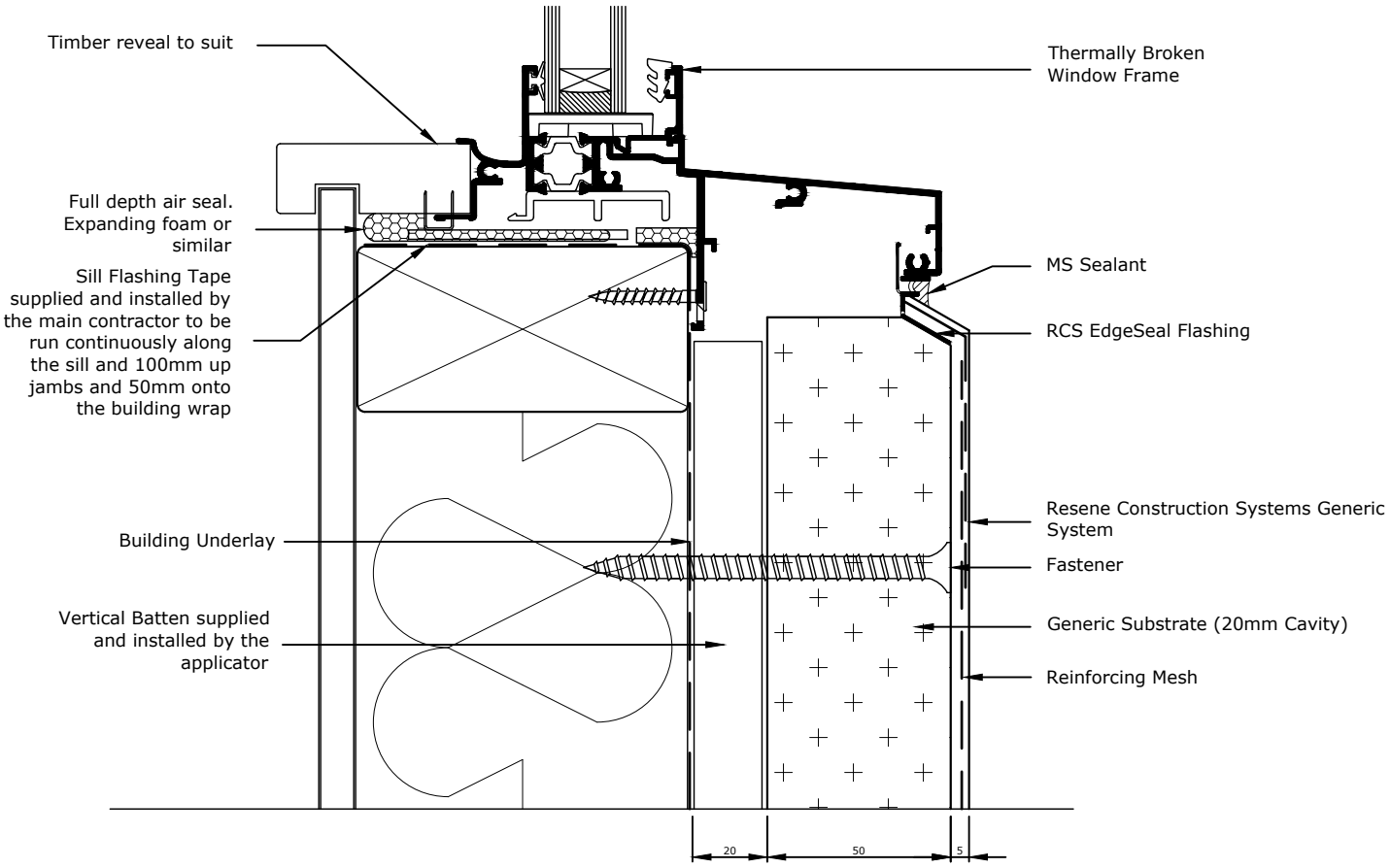

TradeSpec™ and RenderSpec™ are Registered Trademarks, both Documents are available on the Resene Construction Systems

Resene Construction Systems

CONFIDENTIALITY: No part of this publication may be reproduced or transmitted other than the intended use by Resene Construction Systems without written consent from the author.

System
Generic System

Substrate
Generic Substrate (20mm Cavity)

Drawing Name
Thermally Broken Window Sill

Scale
1 : 2 @ A4

Date
31 May 2023

Sheet
10.05.90

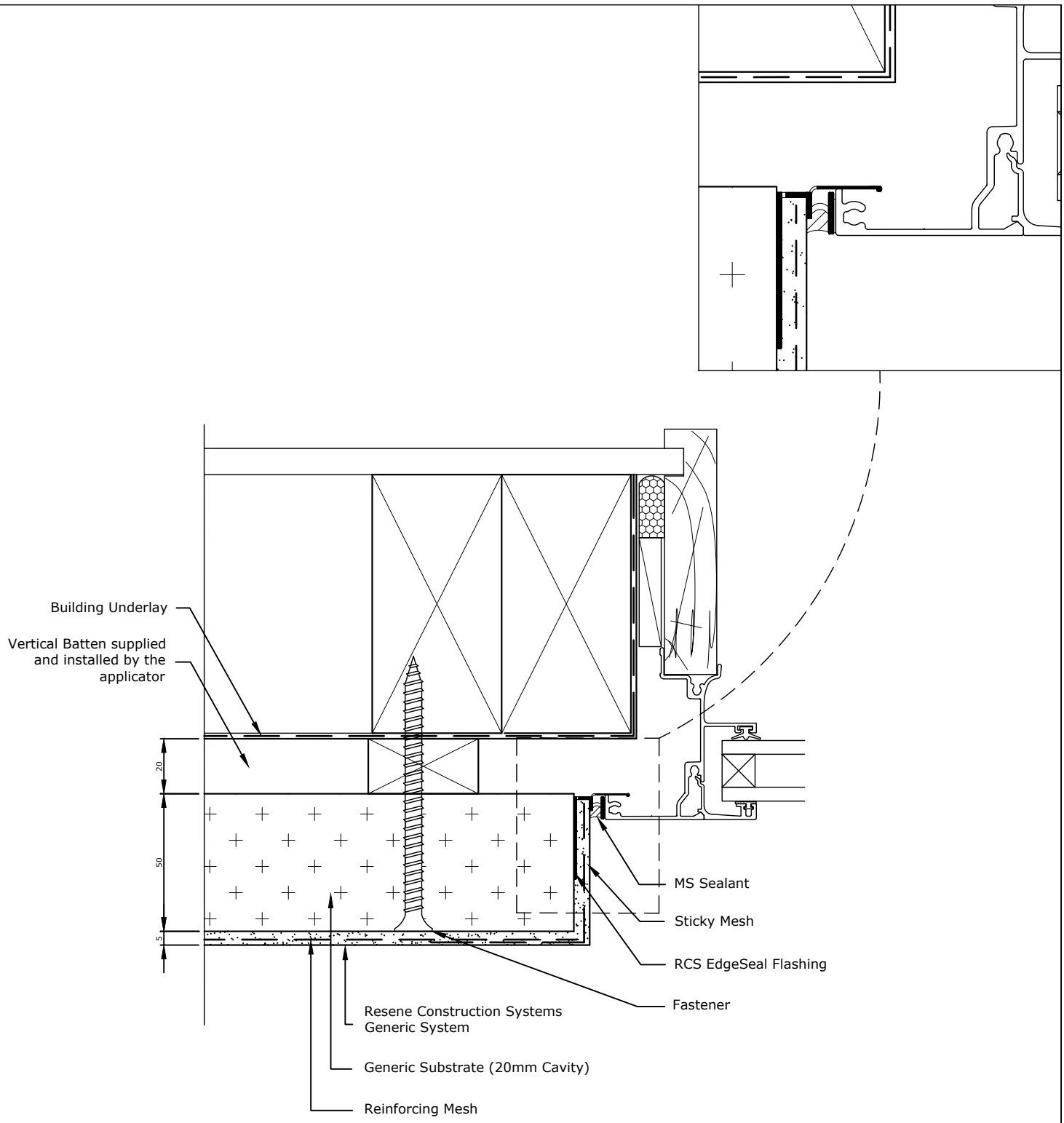

Allow a 25mm Gap between the back of the joinery and external facing timber framing to allow the jamb flashing to fit.

The RCS EdgeSeal Flashing holds a patent for its innovative design - Patent # 582317
TradeSpec™ and RenderSpec™ are Registered Trademarks, both Documents are available on the Resene Construction Systems website

Resene Construction Systems

CONFIDENTIALITY: No part of this publication may be reproduced or transmitted other than the intended use by Resene Construction Systems without written consent from the author.

System
Generic System

Substrate
Generic Substrate (20mm Cavity)

Drawing Name
Window Jamb

Scale
1 : 2 @ A4

Date
8 August 2022

Sheet
10.06.00

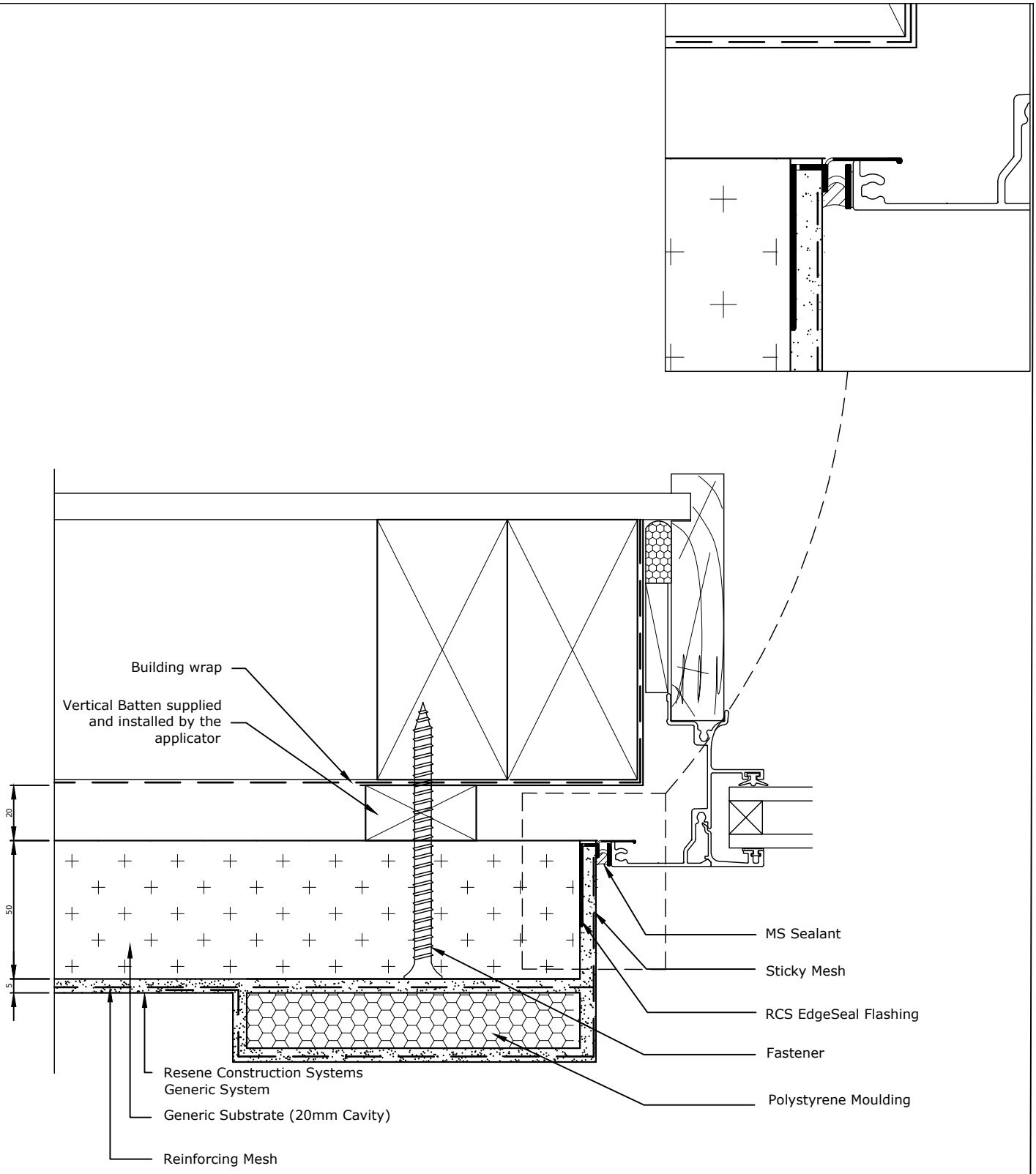

Allow a 25mm Gap between the back of the joinery and external facing timber framing to allow the jamb flashing to fit.

The RCS EdgeSeal Flashing holds a patent for its innovative design - Patent # 582317

TradeSpec™ and RenderSpec™ are Registered Trademarks, both Documents are available on the Resene Construction Systems website

Resene Construction Systems

CONFIDENTIALITY: No part of this publication may be reproduced or transmitted other than the intended use by Resene Construction Systems without written consent from the author.

System
Generic System

Substrate
Generic Substrate (20mm Cavity)

Drawing Name
Window Jamb with Moulding

Scale
1 : 2 @ A4

Date
8 August 2022

Sheet
10.06.01

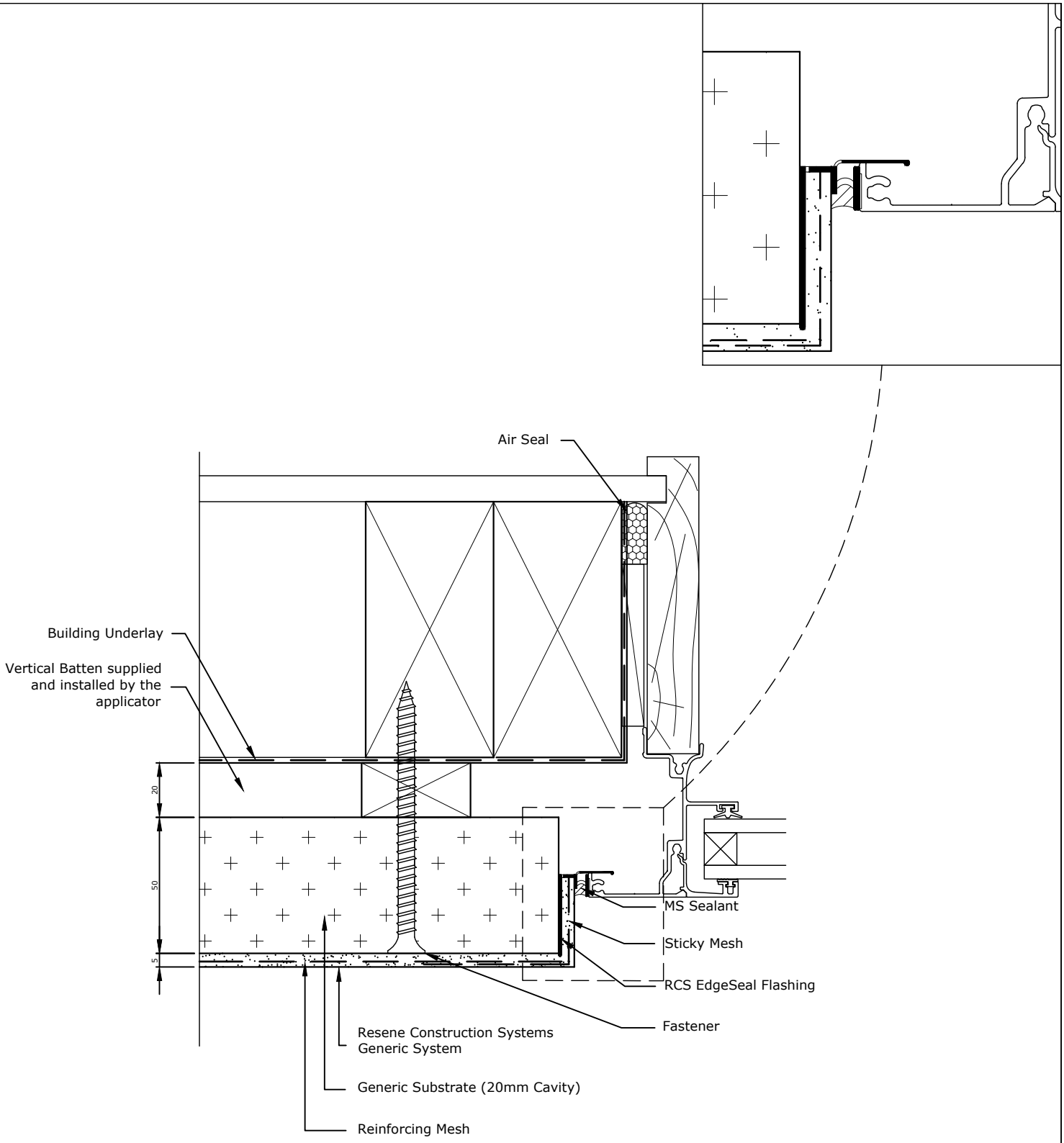

TradeSpec™ and RenderSpec™ are Registered Trademarks, both Documents are available on the Resene Construction Systems

Resene Construction Systems

CONFIDENTIALITY: No part of this publication may be reproduced or transmitted other than the intended use by Resene Construction Systems without written consent from the author.

System
Generic System

Substrate
Generic Substrate (20mm Cavity)

Drawing Name
Window Jamb - 20mm Reveal

Scale
1 : 2 @ A4

Date
8 August 2022

Sheet
10.06.05

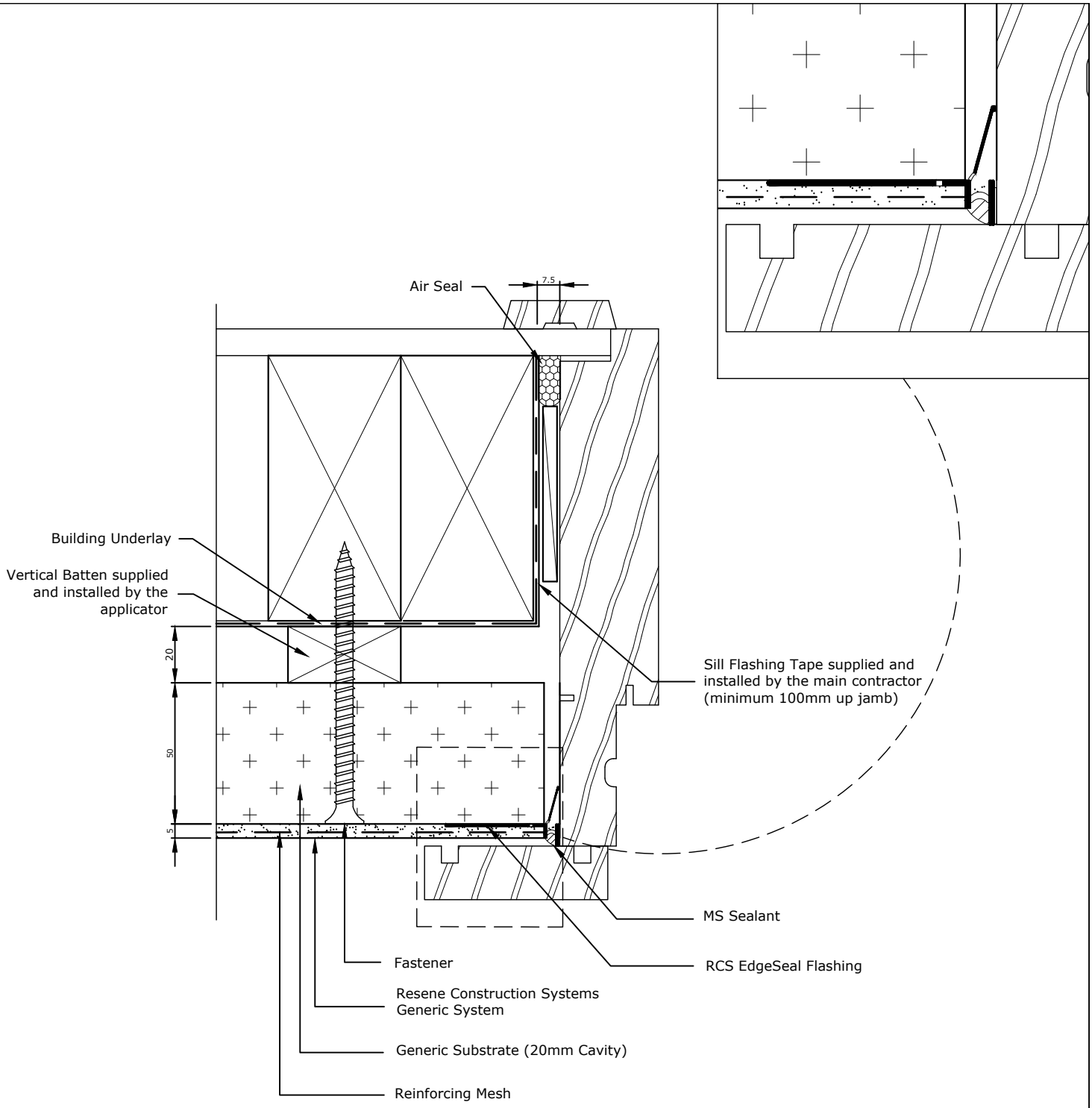

The RCS EdgeSeal Flashing holds a patent for its innovative design - Patent # 582317
TradeSpec™ and RenderSpec™ are Registered Trademarks, both Documents are available on the Resene Construction Systems website

Resene Construction Systems

CONFIDENTIALITY: No part of this publication may be reproduced or transmitted other than the intended use by Resene Construction Systems without written consent from the author.

System
Generic System

Scale
1 : 2 @ A4

Substrate
Generic Substrate (20mm Cavity)

Date
1 November 2017

Drawing Name
Timber Window Jamb - Option 1

Sheet
10.06.10

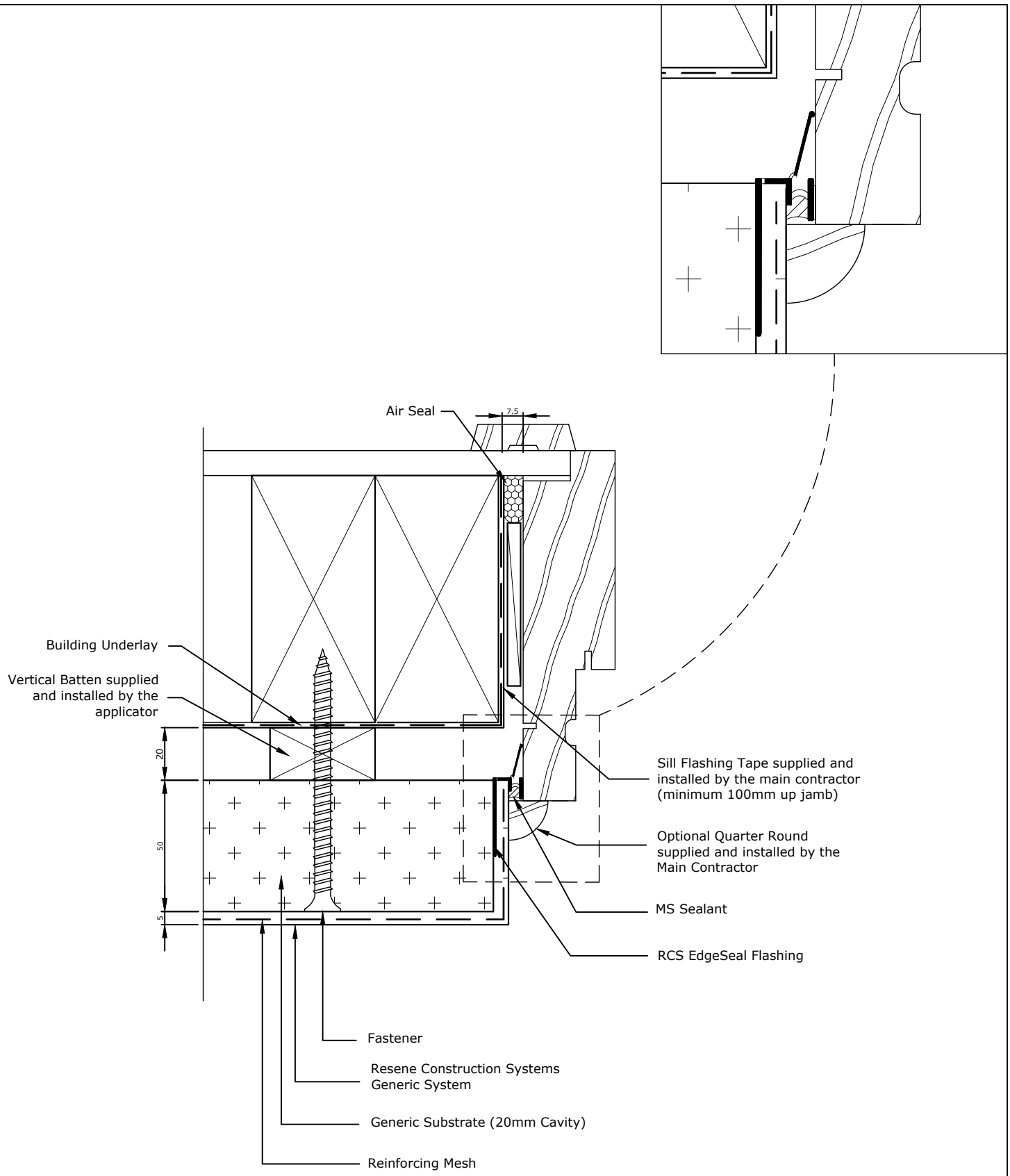

TradeSpec™ and RenderSpec™ are Registered Trademarks, both Documents are available on the Resene Construction Systems

Resene Construction Systems

CONFIDENTIALITY: No part of this publication may be reproduced or transmitted other than the intended use by Resene Construction Systems without written consent from the author.

System
Generic System

Substrate
Generic Substrate (20mm Cavity)

Drawing Name
Timber Window Jamb - Option 2

Scale
1 : 2 @ A4

Date
1 November 2017

Sheet
10.06.11

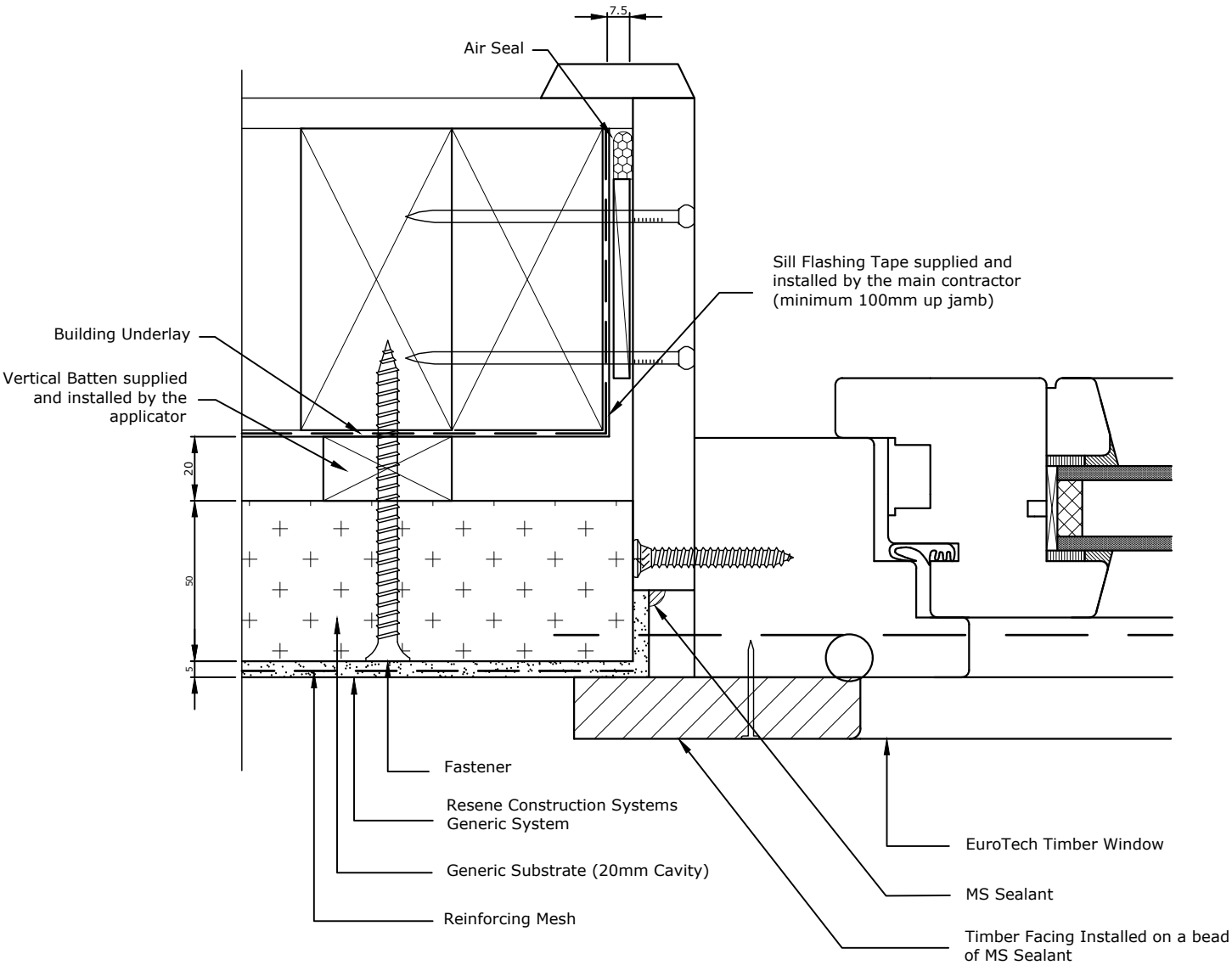

TradeSpec™ and RenderSpec™ are Registered Trademarks, both Documents are available on the Resene Construction Systems

Resene Construction Systems

CONFIDENTIALITY: No part of this publication may be reproduced or transmitted other than the intended use by Resene Construction Systems without written consent from the author.

System
Generic System

Substrate
Generic Substrate (20mm Cavity)

Drawing Name
Timber EuroTech Window Jamb

Scale
1 : 2 @ A4

Date
1 November 2017

Sheet
10.06.20

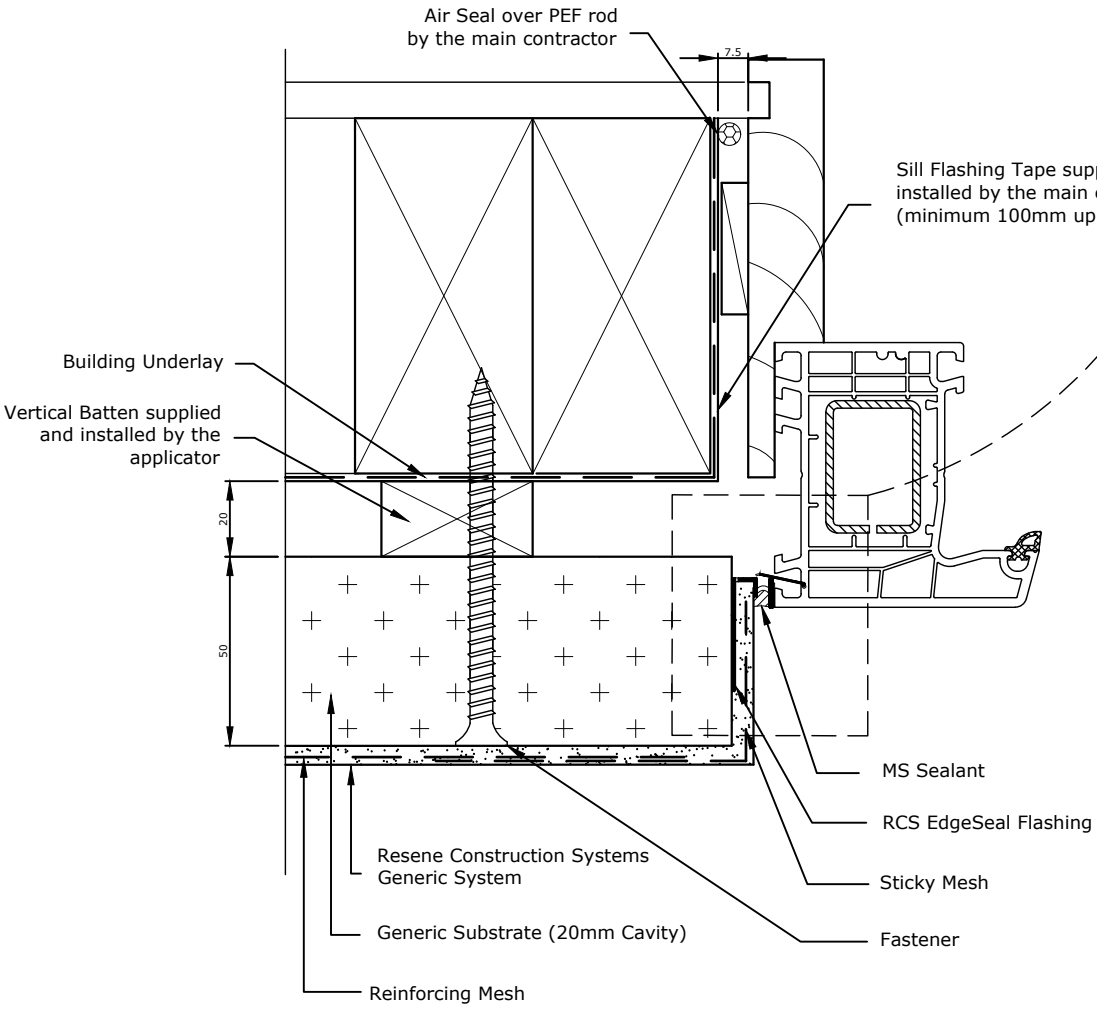

An additional T-Section flashing is required from NK Windows so that the RCS EdgeSeal Flashing can adhere to the joinery

The RCS EdgeSeal Flashing holds a patent for its innovative design - Patent # 582317
TradeSpec™ and RenderSpec™ are Registered Trademarks, both Documents are available on the Resene Construction Systems website

Resene Construction Systems

CONFIDENTIALITY: No part of this publication may be reproduced or transmitted other than the intended use by Resene Construction Systems without written consent from the author.

System
Generic System

Substrate
Generic Substrate (20mm Cavity)

Drawing Name
Window Jamb to NK Window

Scale
1 : 2 @ A4

Date
1 November 2017

Sheet
10.06.30

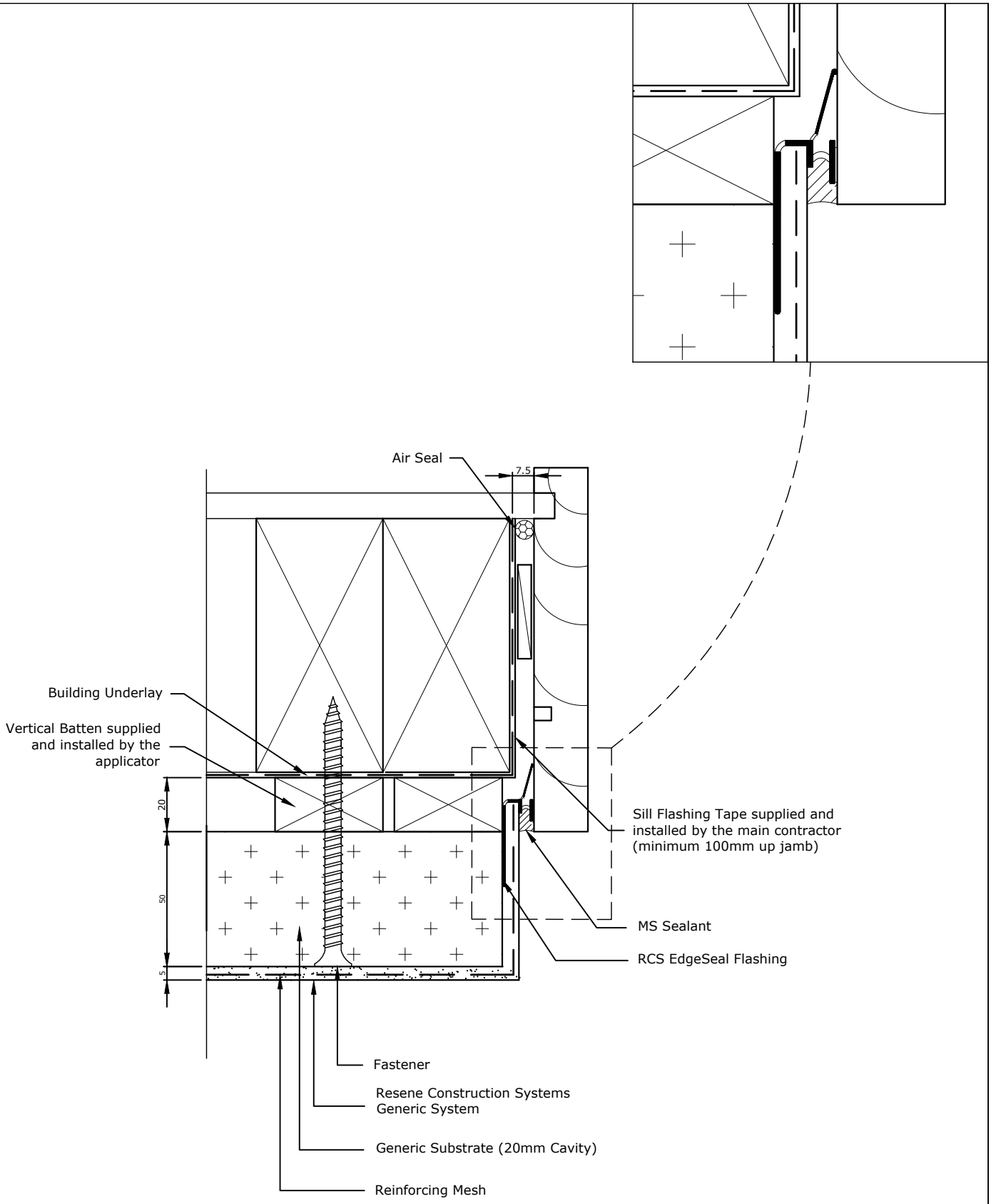

The RCS EdgeSeal Flashing holds a patent for its innovative design - Patent # 582317

TradeSpec™ and RenderSpec™ are Registered Trademarks, both Documents are available on the Resene Construction Systems website

Resene Construction Systems

CONFIDENTIALITY: No part of this publication may be reproduced or transmitted other than the intended use by Resene Construction Systems without written consent from the author.

System
Generic System

Substrate
Generic Substrate (20mm Cavity)

Drawing Name
Garage Door Jamb - Option 1

Scale
1 : 2 @ A4

Date
1 November 2017

Sheet
10.06.50

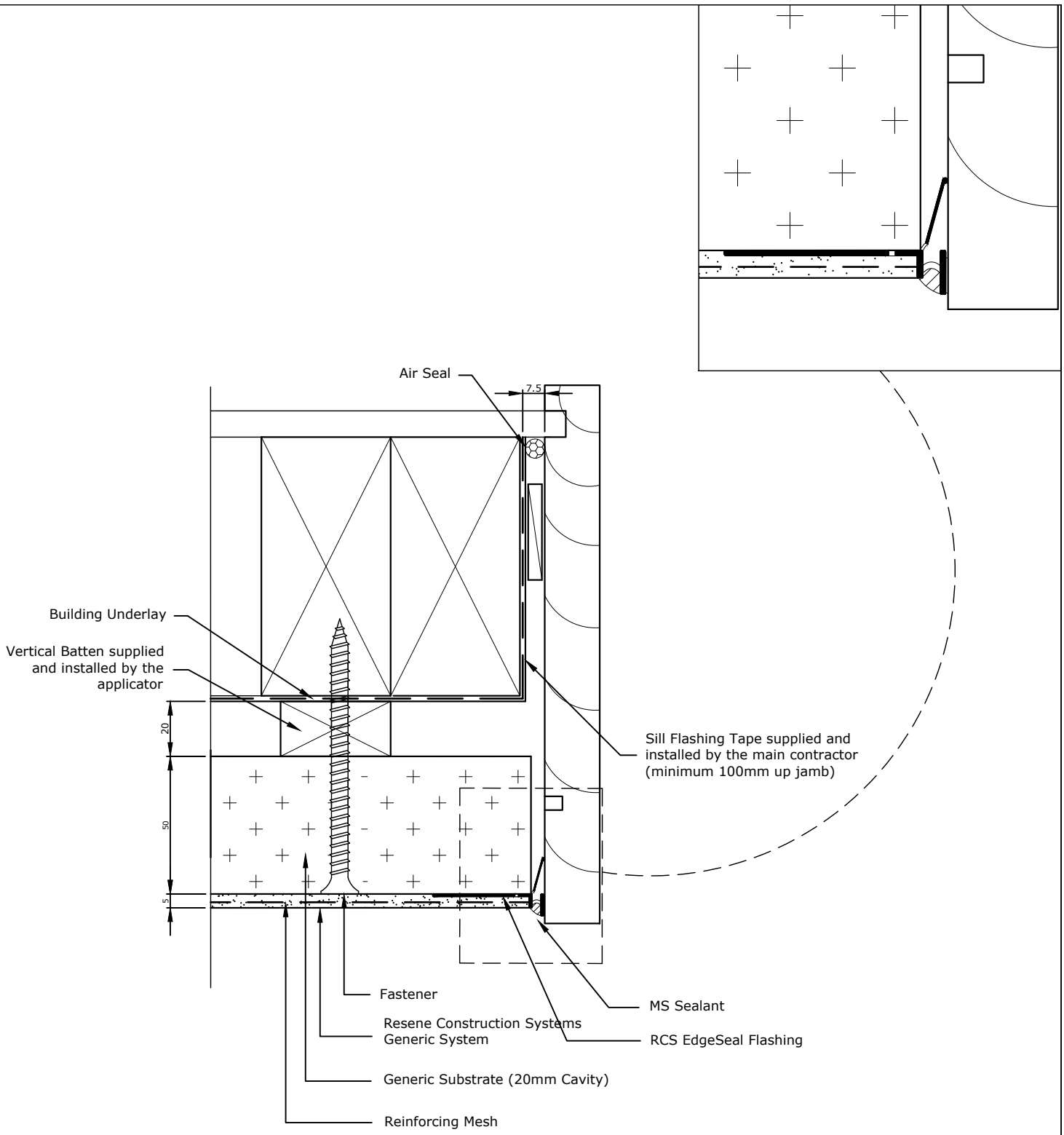

The RCS EdgeSeal Flashing holds a patent for its innovative design - Patent # 582317
TradeSpec™ and RenderSpec™ are Registered Trademarks, both Documents are available on the Resene Construction Systems website

Resene Construction Systems

CONFIDENTIALITY: No part of this publication may be reproduced or transmitted other than the intended use by Resene Construction Systems without written consent from the author.

System
Generic System

Substrate
Generic Substrate (20mm Cavity)

Drawing Name
Garage Door Jamb - Option 2

Scale
1 : 2 @ A4

Date
1 November 2017

Sheet
10.06.51

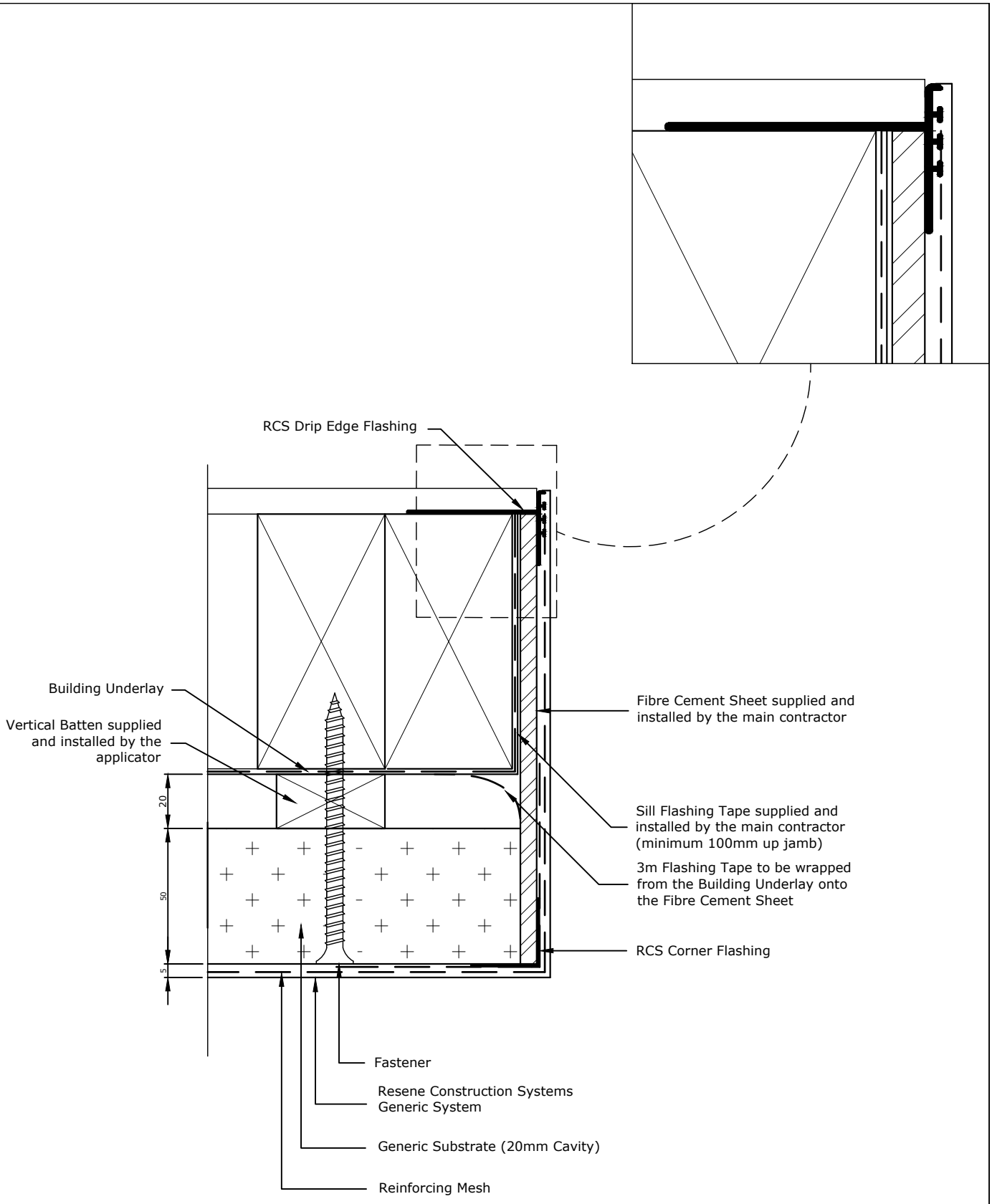

TradeSpec™ and RenderSpec™ are Registered Trademarks, both Documents are available on the Resene Construction Systems

Resene Construction Systems

CONFIDENTIALITY: No part of this publication may be reproduced or transmitted other than the intended use by Resene Construction Systems without written consent from the author.

System
Generic System

Substrate
Generic Substrate (20mm Cavity)

Drawing Name
Garage Door Jamb - Option 3

Scale
1 : 2 @ A4

Date
1 November 2017

Sheet
10.06.52

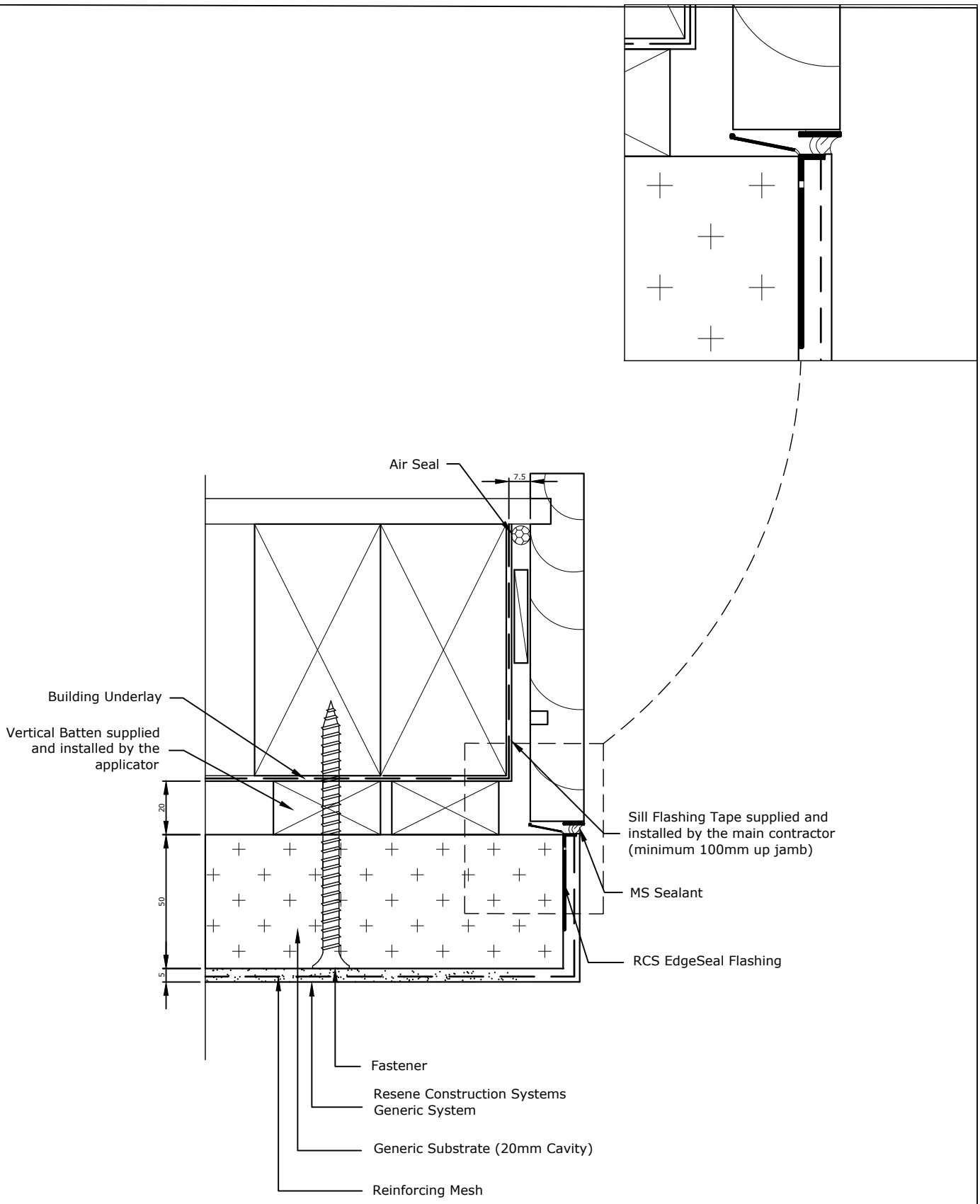

TradeSpec™ and RenderSpec™ are Registered Trademarks, both Documents are available on the Resene Construction Systems

Resene Construction Systems

CONFIDENTIALITY: No part of this publication may be reproduced or transmitted other than the intended use by Resene Construction Systems without written consent from the author.

System
Generic System

Substrate
Generic Substrate (20mm Cavity)

Drawing Name
Garage Door Jamb - Option 4

Scale
1 : 2 @ A4

Date
8 September 2020

Sheet
10.06.53

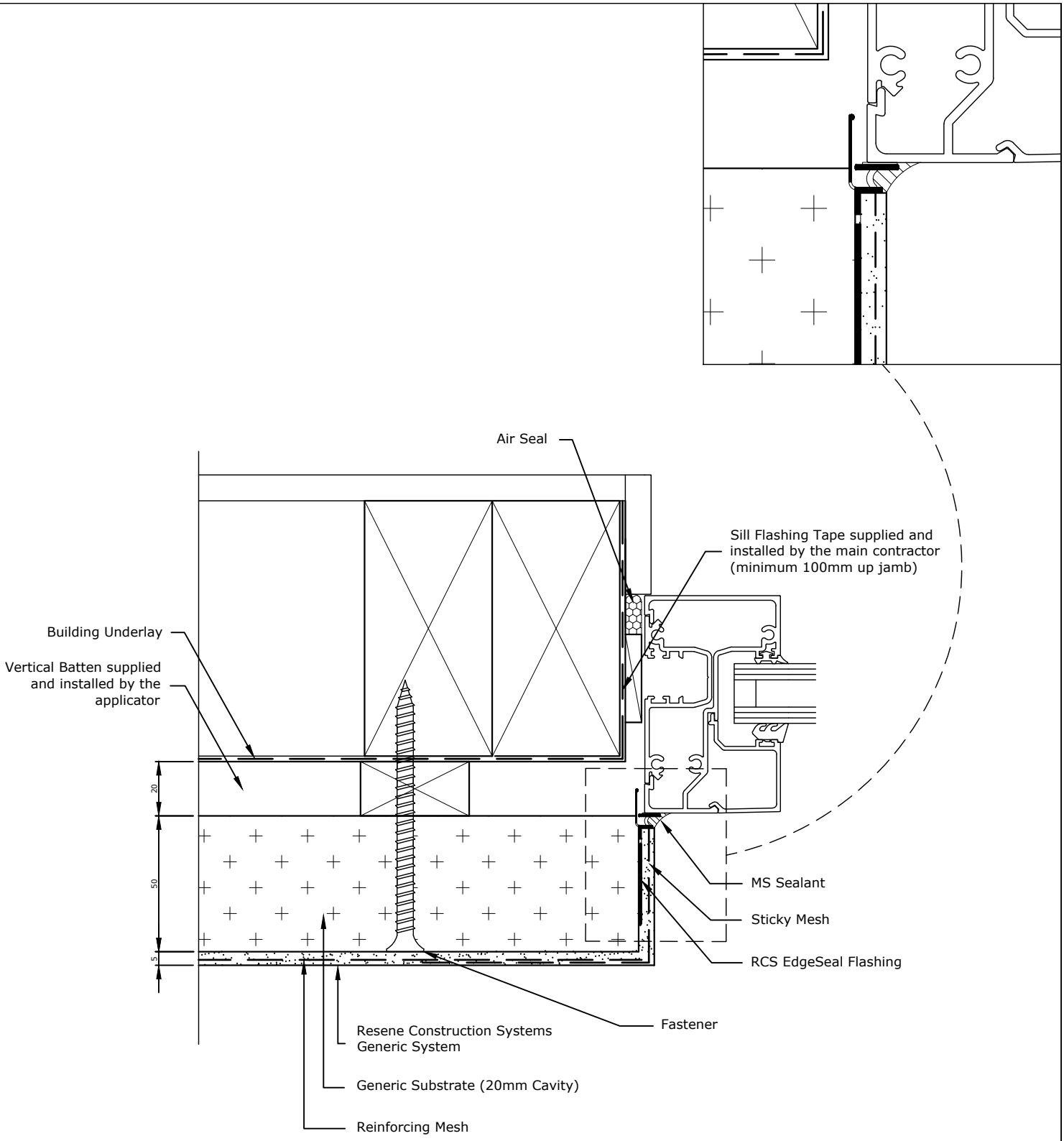

TradeSpec™ and RenderSpec™ are Registered Trademarks, both Documents are available on the Resene Construction Systems

Resene Construction Systems

CONFIDENTIALITY: No part of this publication may be reproduced or transmitted other than the intended use by Resene Construction Systems without written consent from the author.

System
Generic System

Substrate
Generic Substrate (20mm Cavity)

Drawing Name
Window Jamb Comercial Joinery

Scale
1 : 2 @ A4

Date
1 November 2017

Sheet
10.06.55

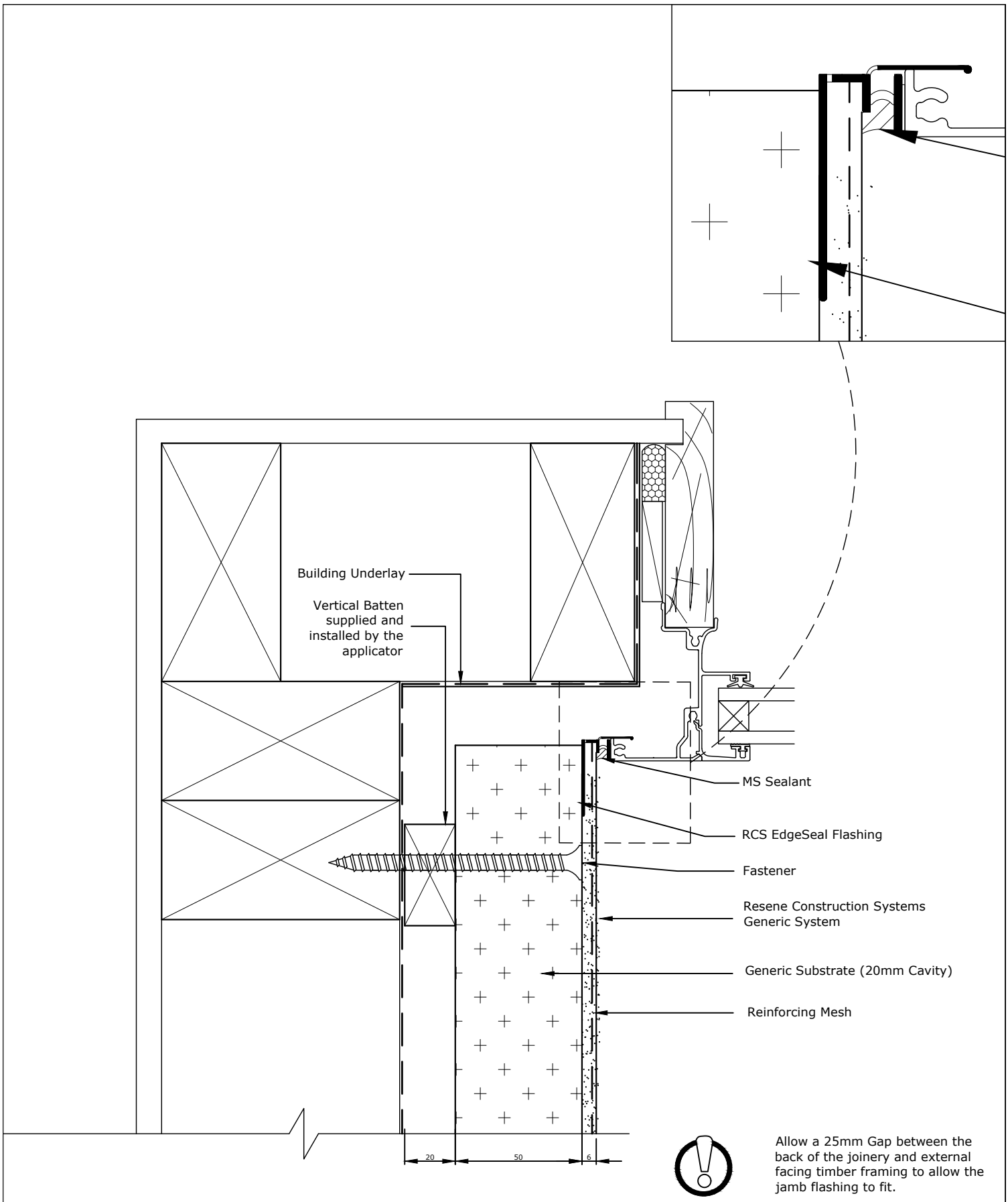

Allow a 25mm Gap between the back of the joinery and external facing timber framing to allow the jamb flashing to fit.

TradeSpec™ and RenderSpec™ are Registered Trademarks, both Documents are available on the Resene Construction Systems

Resene Construction Systems

CONFIDENTIALITY: No part of this publication may be reproduced or transmitted other than the intended use by Resene Construction Systems without written consent from the author.

System
Generic System

Substrate
Generic Substrate (20mm Cavity)

Drawing Name
Internal Corner to Window Jamb - Option 1

Scale
1 : 2 @ A4

Date
8 August 2022

Sheet
10.06.60

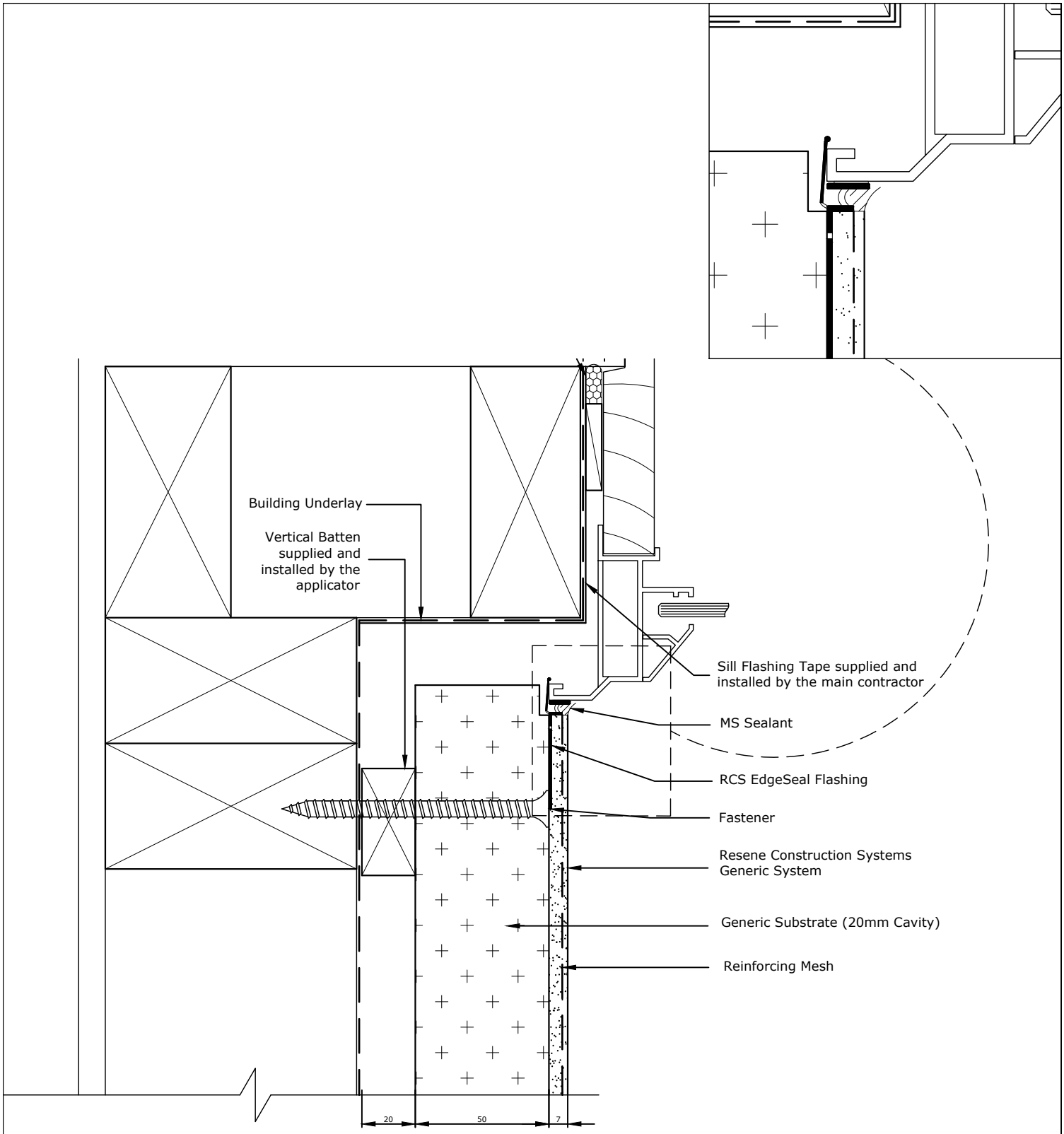

Allow a 25mm Gap between the back of the joinery and external facing timber framing to allow the jamb flashing to fit.

The RCS EdgeSeal Flashing holds a patent for its innovative design - Patent # 582317
TradeSpec™ and RenderSpec™ are Registered Trademarks, both Documents are available on the Resene Construction Systems website

Resene Construction Systems

CONFIDENTIALITY: No part of this publication may be reproduced or transmitted other than the intended use by Resene Construction Systems without written consent from the author.

System
Generic System

Substrate
Generic Substrate (20mm Cavity)

Drawing Name
Internal Corner to Window Jamb - Option 2

Scale
1 : 2 @ A4

Date
20 July 2022

Sheet
10.06.61

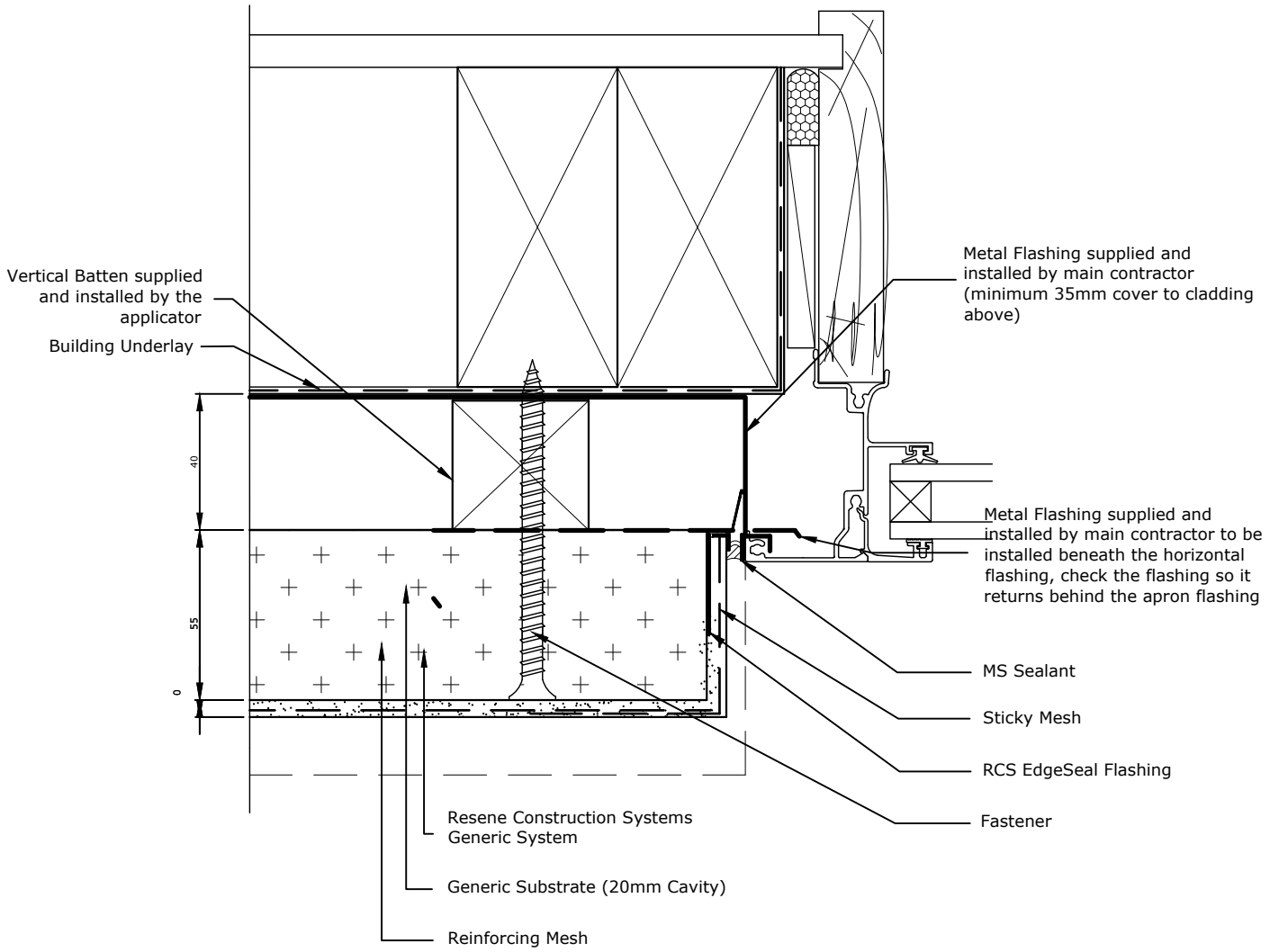

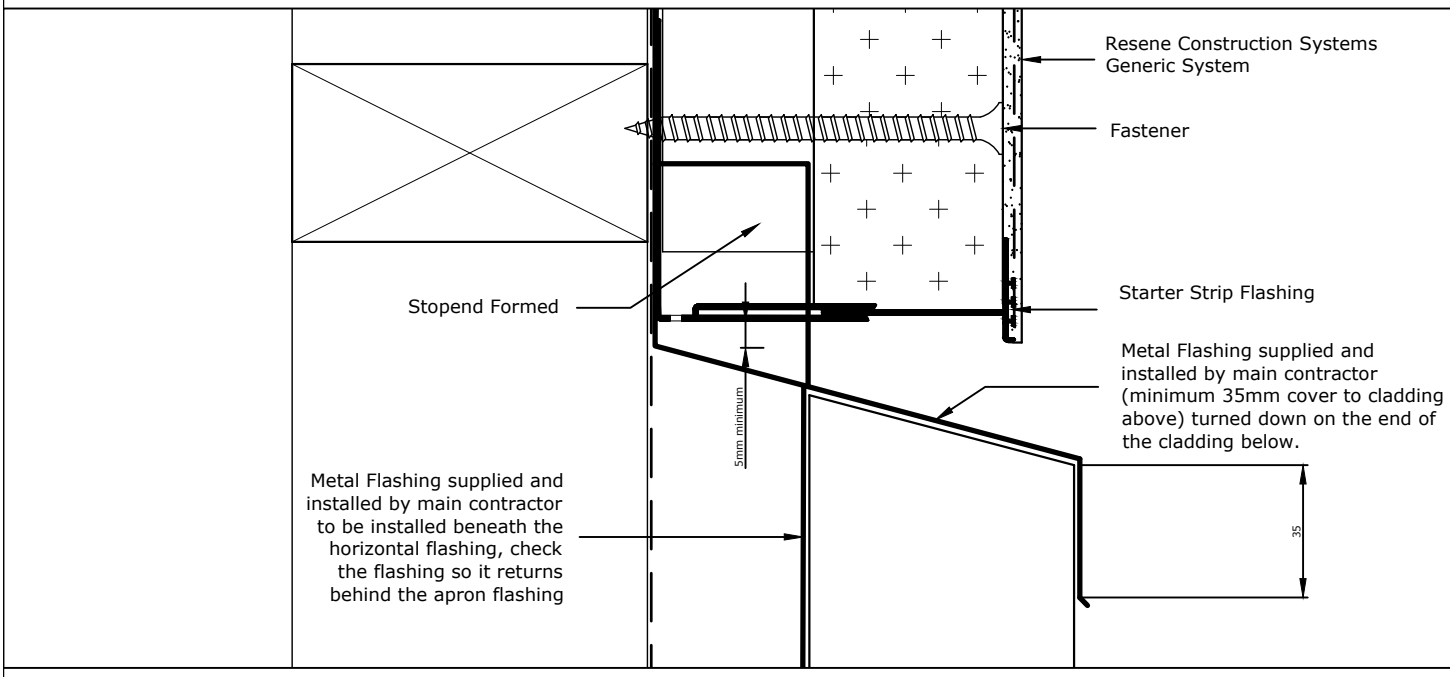

TradeSpec™ and RenderSpec™ are Registered Trademarks, both Documents are available on the Resene Construction Systems

Resene Construction Systems

CONFIDENTIALITY: No part of this publication may be reproduced or transmitted other than the intended use by Resene Construction Systems without written consent from the author.

System
Generic System

Substrate
Generic Substrate (20mm Cavity)

Drawing Name
Window Jamb midway junction with other cladding

Scale
1 : 2 @ A4

Date
8 August 2022

Sheet
10.06.70

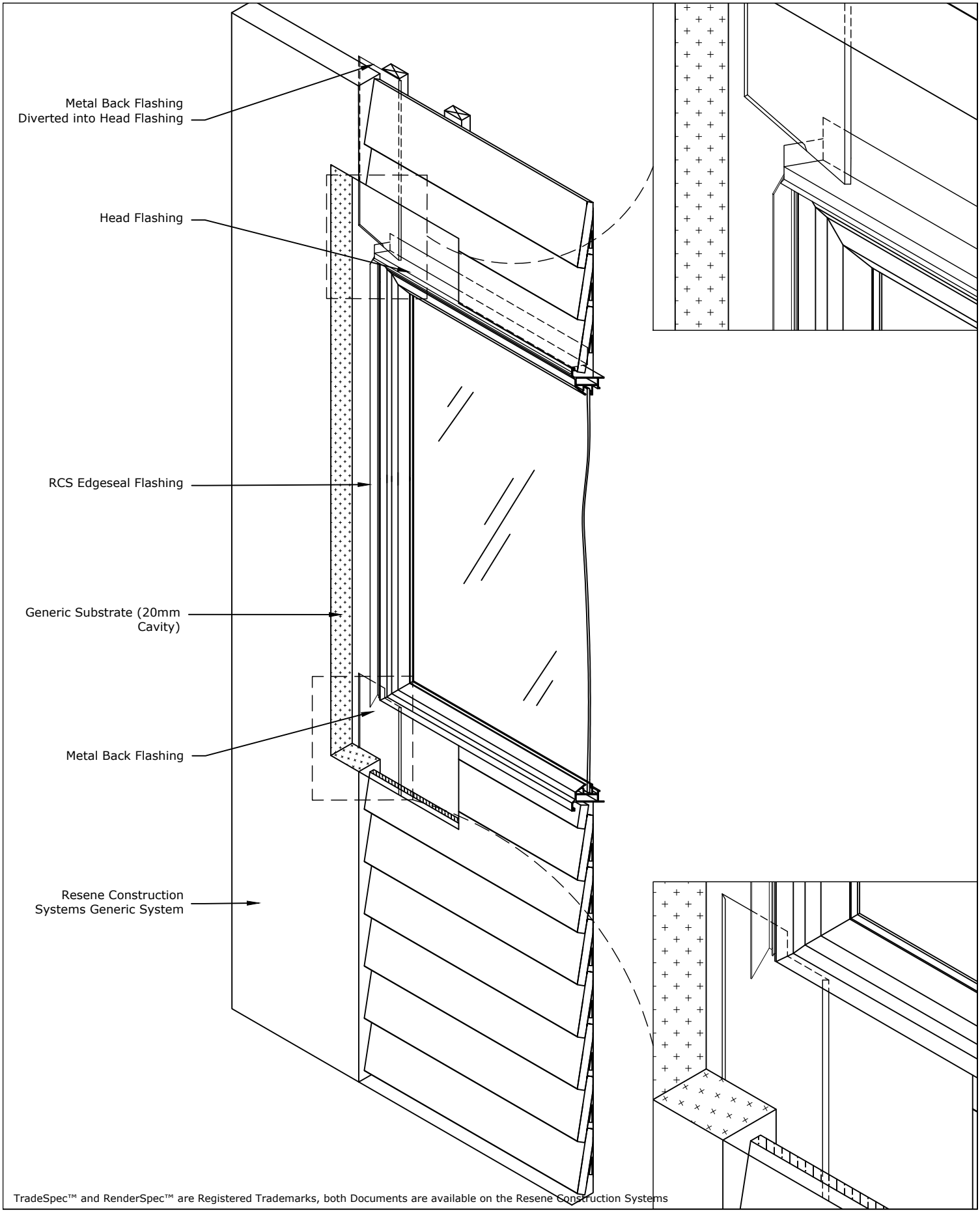

TradeSpec™ and RenderSpec™ are Registered Trademarks, both Documents are available on the Resene Construction Systems

Resene Construction Systems

CONFIDENTIALITY: No part of this publication may be reproduced or transmitted other than the intended use by Resene Construction Systems without written consent from the author.

System
Generic System

Substrate
Generic Substrate (20mm Cavity)

Drawing Name
Window Isometric (Wb Above)

Scale
1 : 2 @ A4

Date
1 November 2017

Sheet
10.06.80

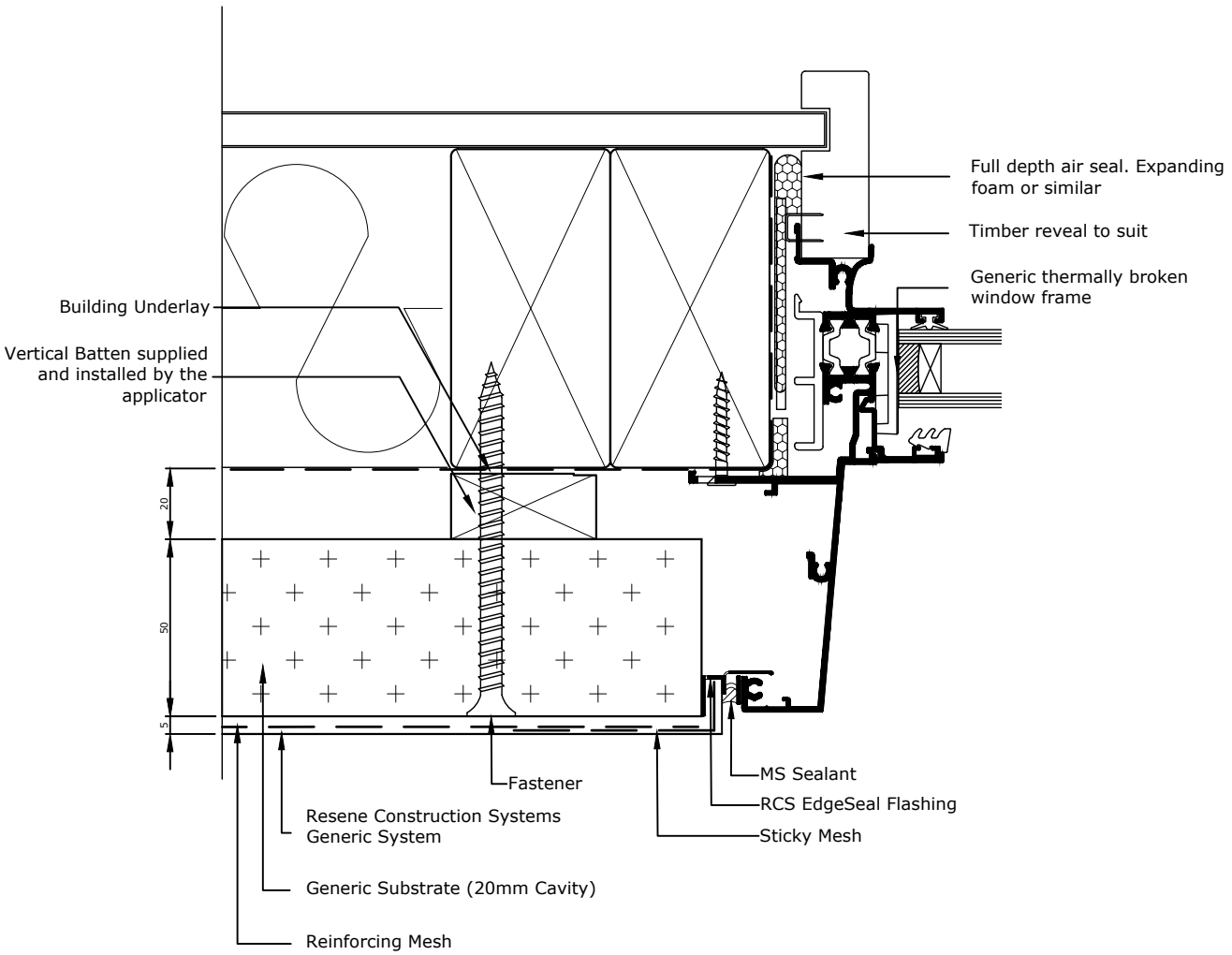

TradeSpec™ and RenderSpec™ are Registered Trademarks, both Documents are available on the Resene Construction Systems

Resene Construction Systems

CONFIDENTIALITY: No part of this publication may be reproduced or transmitted other than the intended use by Resene Construction Systems without written consent from the author.

System
Generic System

Substrate
Generic Substrate (20mm Cavity)

Drawing Name
Thermally Broken Window Jamb

Scale
1 : 2 @ A4

Date
31 May 2023

Sheet
10.06.90

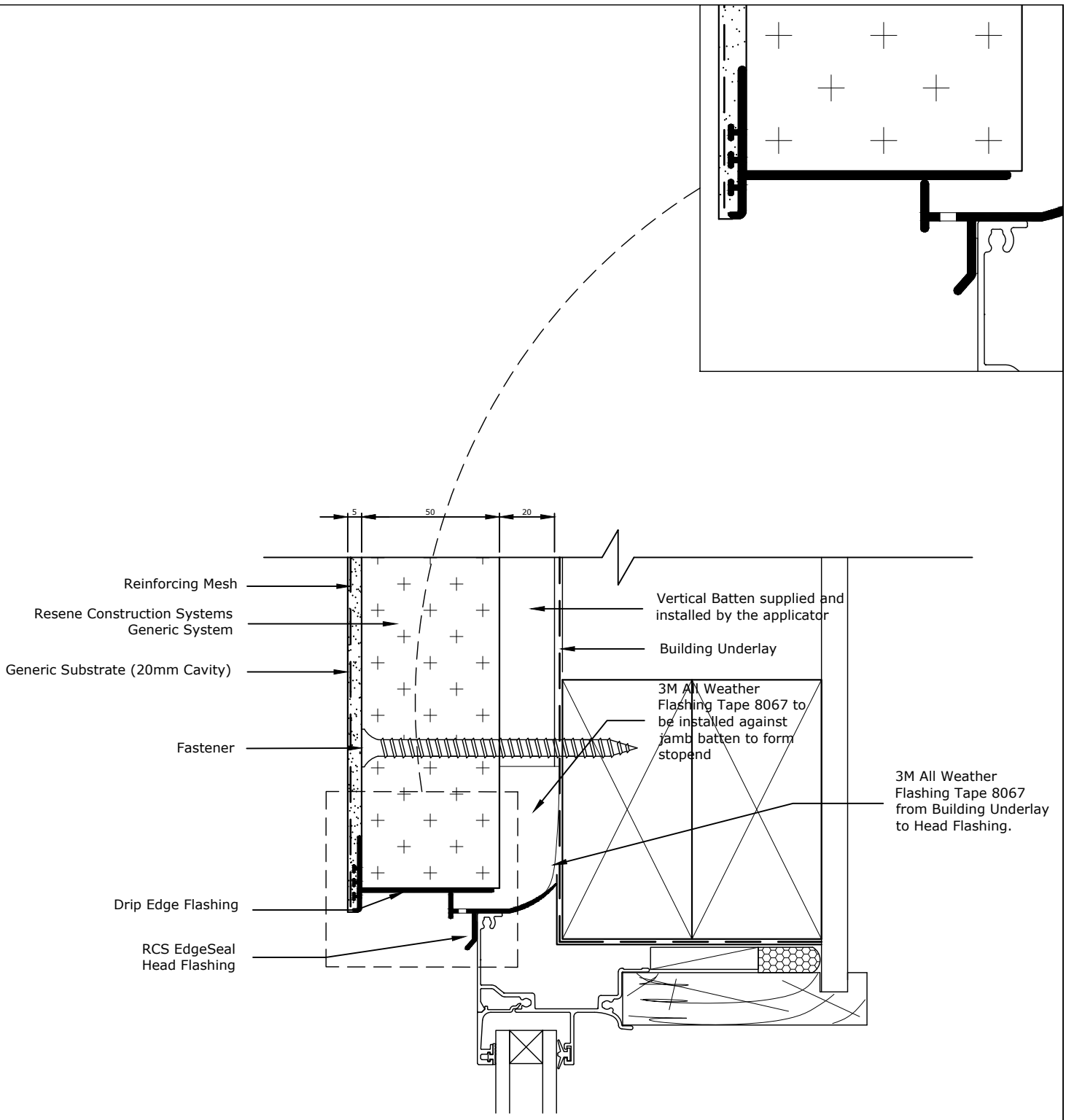

The RCS EdgeSealHead Flashing must be installed so that it extends 10mm either side of the jamb extrusion.

Can be utilised on a sloping window head up to 25 degrees

The RCS EdgeSealHead Flashing holds a patent for its innovative design - Patent # 588193
TradeSpec™ and RenderSpec™ are Registered Trademarks, both Documents are available on the Resene Construction Systems website

Resene Construction Systems

CONFIDENTIALITY: No part of this publication may be reproduced or transmitted other than the intended use by Resene Construction Systems without written consent from the author.

System
Generic System

Substrate
Generic Substrate (20mm Cavity)

Drawing Name
Window Head - Option 1

Scale
1 : 2 @ A4

Date
8 August 2022

Sheet
10.07.00

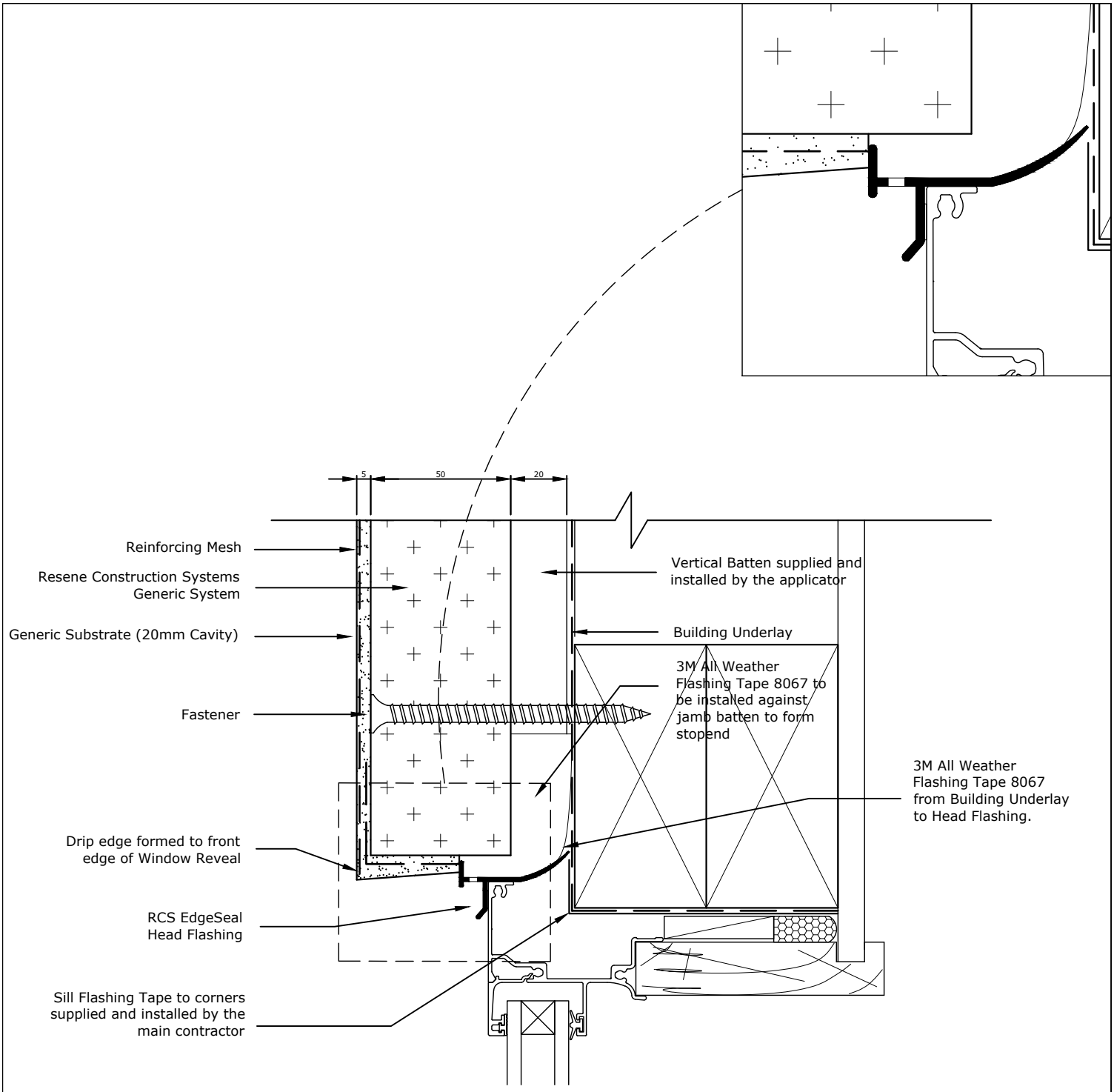

The RCS EdgeSealHead Flashing must be installed so that it extends 10mm either side of the jamb extrusion.

The RCS EdgeSealHead Flashing holds a patent for its innovative design - Patent # 588193

TradeSpec™ and RenderSpec™ are Registered Trademarks, both Documents are available on the Resene Construction Systems website

Resene Construction Systems

CONFIDENTIALITY: No part of this publication may be reproduced or transmitted other than the intended use by Resene Construction Systems without written consent from the author.

System
Generic System

Scale
1 : 2 @ A4

Substrate
Generic Substrate (20mm Cavity)

Date
8 August 2022

Drawing Name
Window Head - Option 2

Sheet
10.07.01

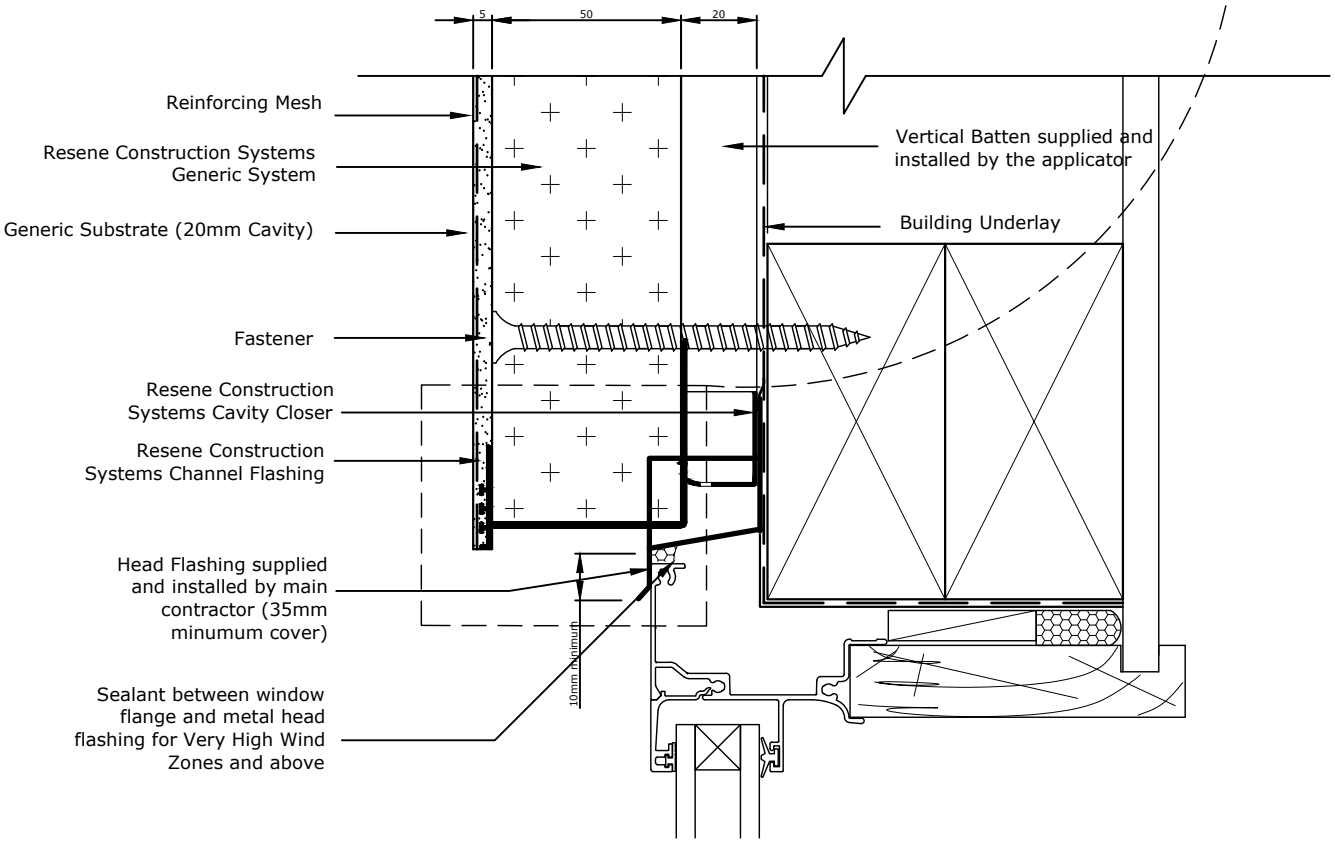

5mm clearance must be maintained between the starter strip and the head flashing

Head flashing must be taped to the Building Underlay by the main contractor/window installer using a tape that is compatable with the Building Underlay

Head Flashing to have a minimum 15° fall

The Head Flashing must be installed so that it extends 10mm either side of the jamb extrusion.

TradeSpec™ and RenderSpec™ are Registered Trademarks, both Documents are available on the Resene Construction Systems website

Resene Construction Systems

CONFIDENTIALITY: No part of this publication may be reproduced or transmitted other than the intended use by Resene Construction Systems without written consent from the author.

System
Generic System

Substrate
Generic Substrate (20mm Cavity)

Drawing Name
Window Head - Option 3

Scale
1 : 2 @ A4

Date
8 August 2022

Sheet
10.07.02

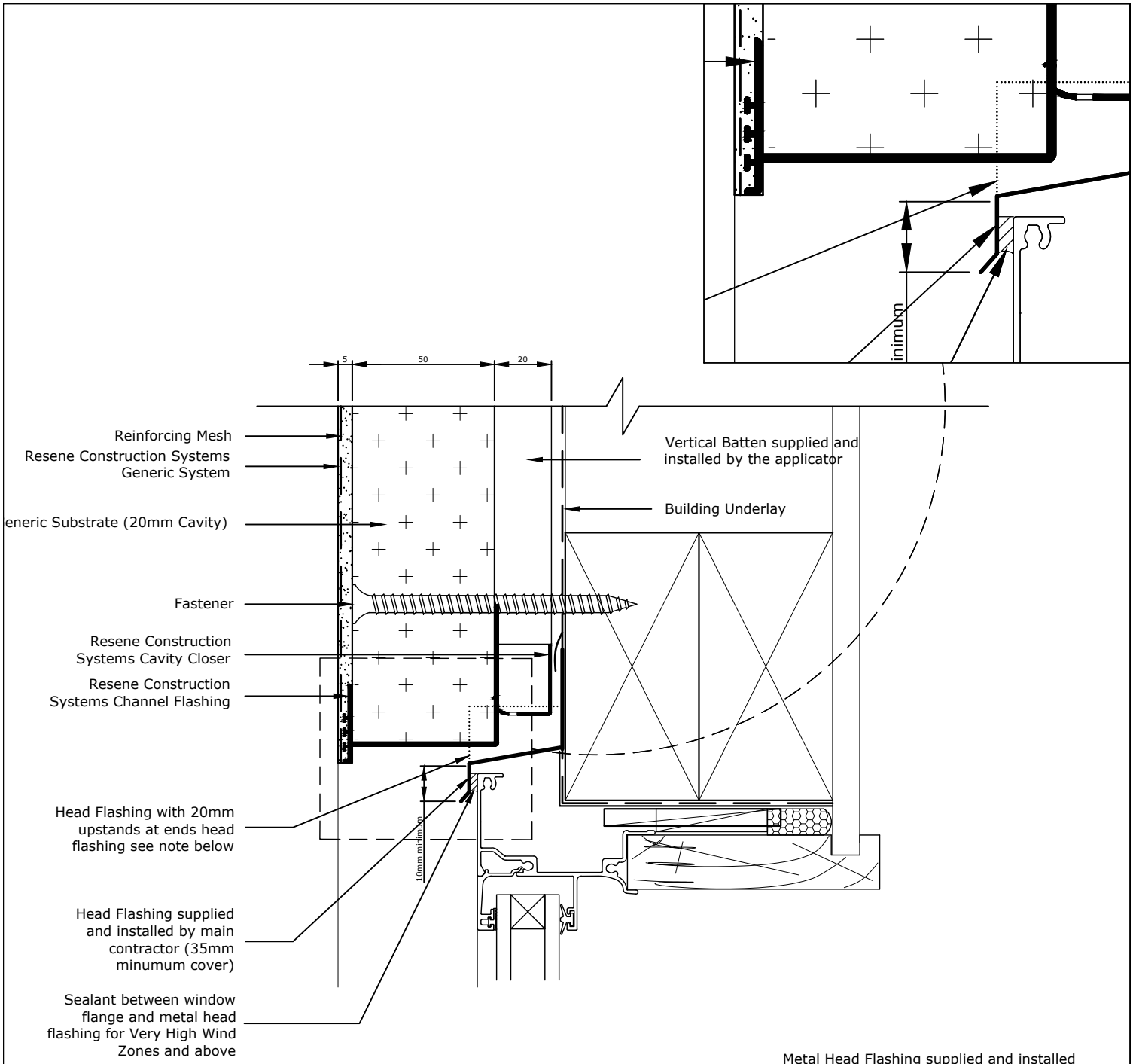

Metal Head Flashing supplied and installed by main contractor to extend past the line of the aluminium jamb by 10mm and be turned up at the ends by a minimum 20mm, this is an alternative to using a Head Soaker
(Refer TradeSpec™ Document 3.2)

5mm clearance must be maintained between the starter strip and the head flashing

Head flashing must be taped to the Building Underlay by the main contractor/window installer using a tape that is compatable with the Building Underlay

Head Flashing to have a minimum 15° fall

TradeSpec™ and RenderSpec™ are Registered Trademarks, both Documents are available on the Resene Construction Systems website

Resene Construction Systems

CONFIDENTIALITY: No part of this publication may be reproduced or transmitted other than the intended use by Resene Construction Systems without written consent from the author.

System
Generic System

Substrate
Generic Substrate (20mm Cavity)

Drawing Name
Window Head with Flashing Upstands

Scale
1 : 2 @ A4

Date
8 August 2022

Sheet
10.07.03

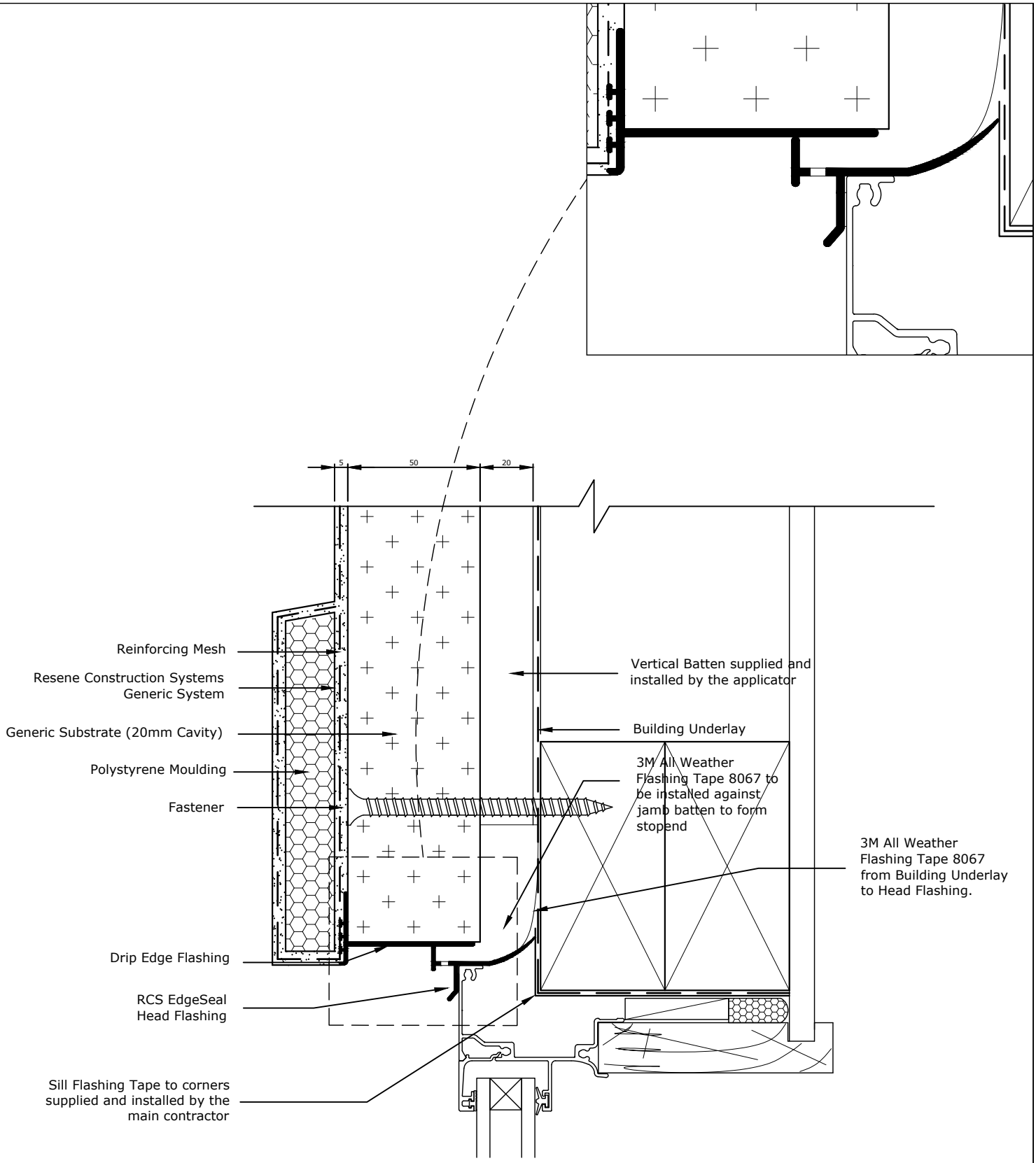

The RCS EdgeSealHead Flashing must be installed so that it extends 10mm either side of the jamb extrusion.

The RCS EdgeSealHead Flashing holds a patent for its innovative design - Patent # 588193
TradeSpec™ and RenderSpec™ are Registered Trademarks, both Documents are available on the Resene Construction Systems website

Resene Construction Systems

CONFIDENTIALITY: No part of this publication may be reproduced or transmitted other than the intended use by Resene Construction Systems without written consent from the author.

System
Generic System

Scale
1 : 2 @ A4

Substrate
Generic Substrate (20mm Cavity)

Date
8 August 2022

Drawing Name
Window Head with Moulding - Option 1

Sheet
10.07.04

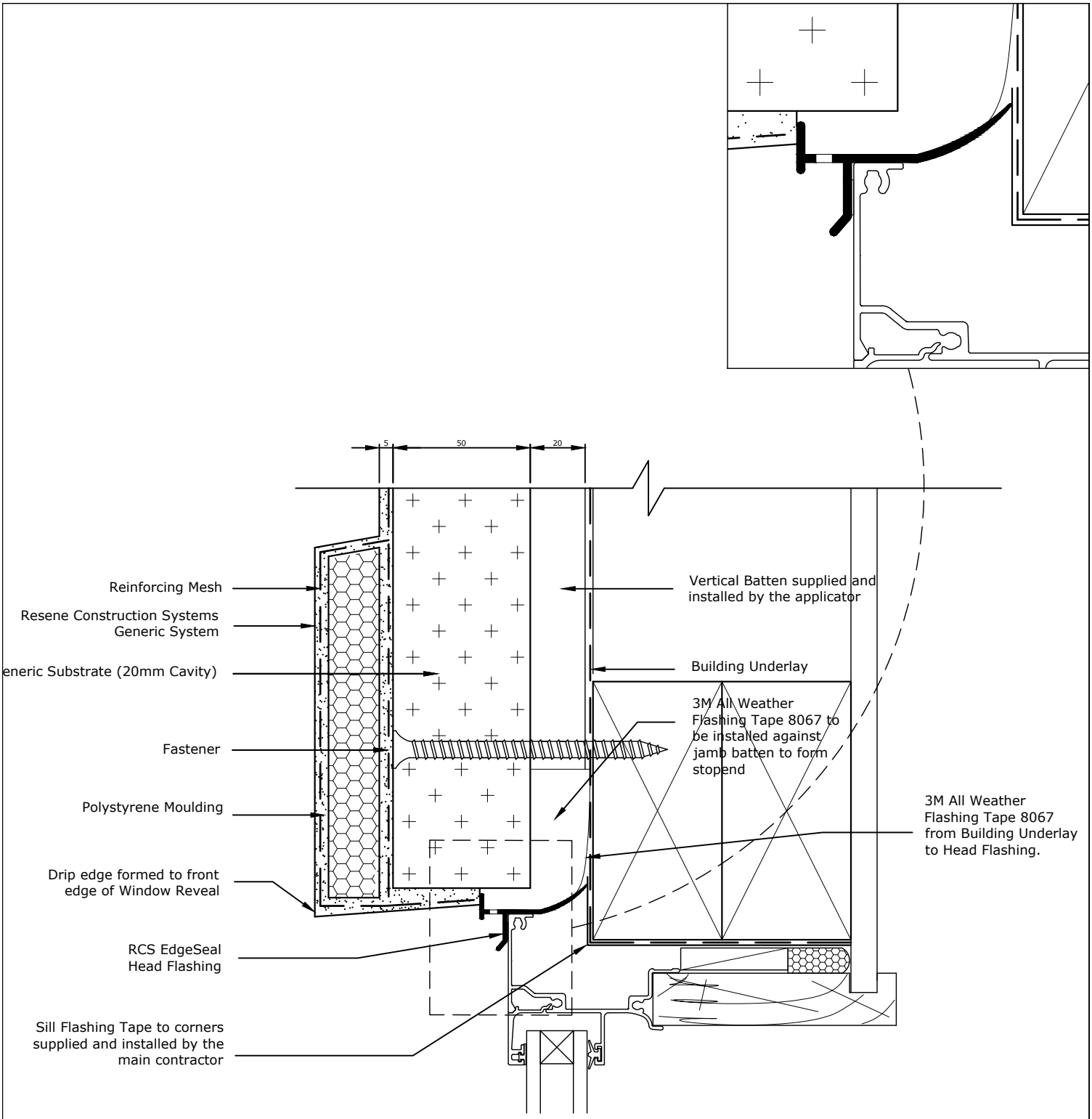

The RCS EdgeSealHead Flashing must be installed so that it extends 10mm either side of the jamb extrusion.

The RCS EdgeSealHead Flashing holds a patent for its innovative design - Patent # 588193
TradeSpec™ and RenderSpec™ are Registered Trademarks, both Documents are available on the Resene Construction Systems website

Resene Construction Systems

CONFIDENTIALITY: No part of this publication may be reproduced or transmitted other than the intended use by Resene Construction Systems without written consent from the author.

System
Generic System

Scale
1 : 2 @ A4

Substrate
Generic Substrate (20mm Cavity)

Date
8 August 2022

Drawing Name
Window Head with Moulding - Option 2

Sheet
10.07.05

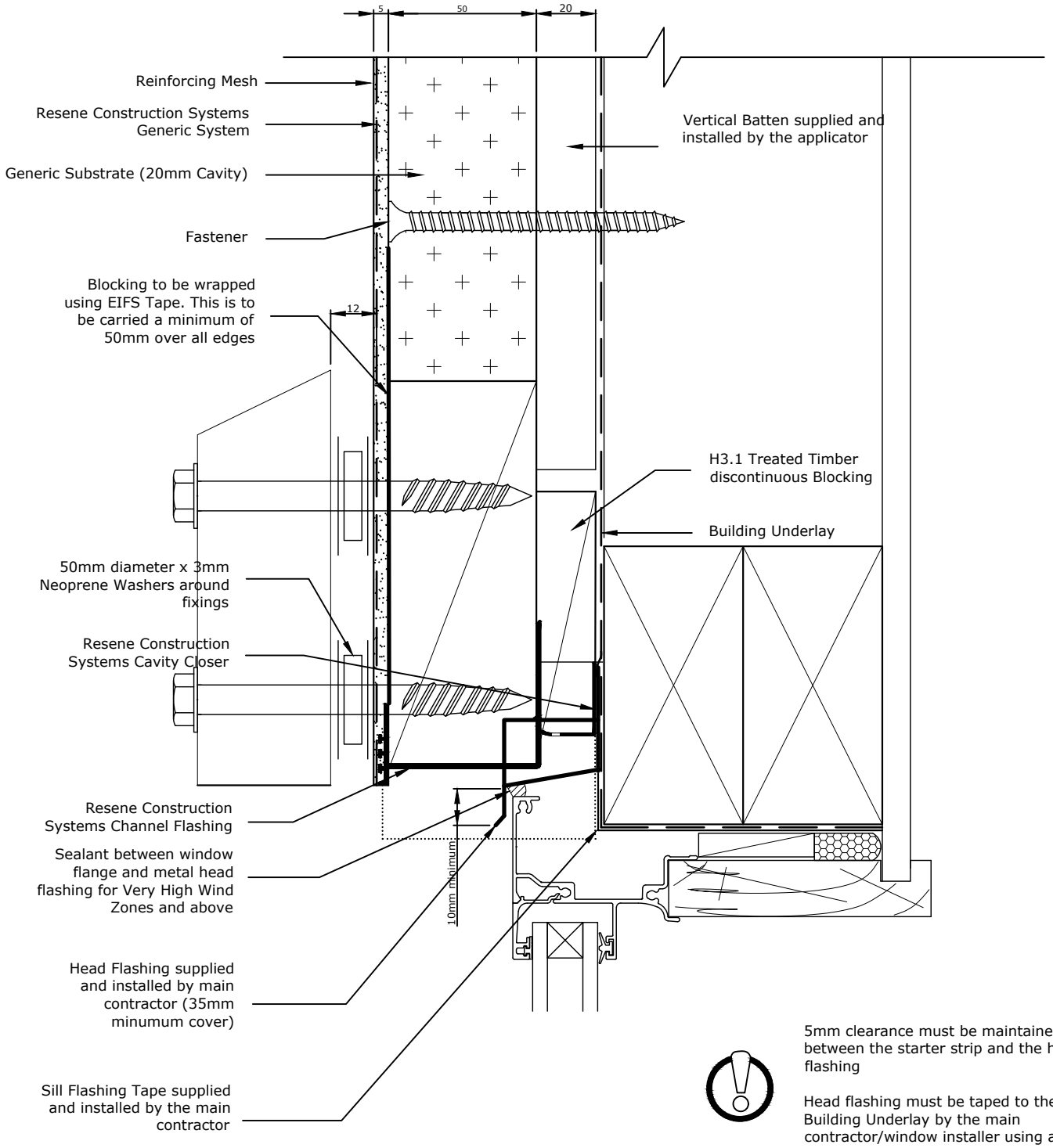

5mm clearance must be maintained between the starter strip and the head flashing

Head flashing must be taped to the Building Underlay by the main contractor/window installer using a tape that is compatable with the Building Underlay

Head Flashing to have a minimum 15° fall

The Head Flashing must be installed so that it extends 10mm either side of the jamb extrusion.

TradeSpec™ and RenderSpec™ are Registered Trademarks, both Documents are available on the Resene Construction Systems website

Resene Construction Systems

CONFIDENTIALITY: No part of this publication may be reproduced or transmitted other than the intended use by Resene Construction Systems without written consent from the author.

System
Generic System

Substrate
Generic Substrate (20mm Cavity)

Drawing Name
Window Head with Timber Moulding

Scale
1 : 2 @ A4

Date
8 August 2022

Sheet
10.07.06

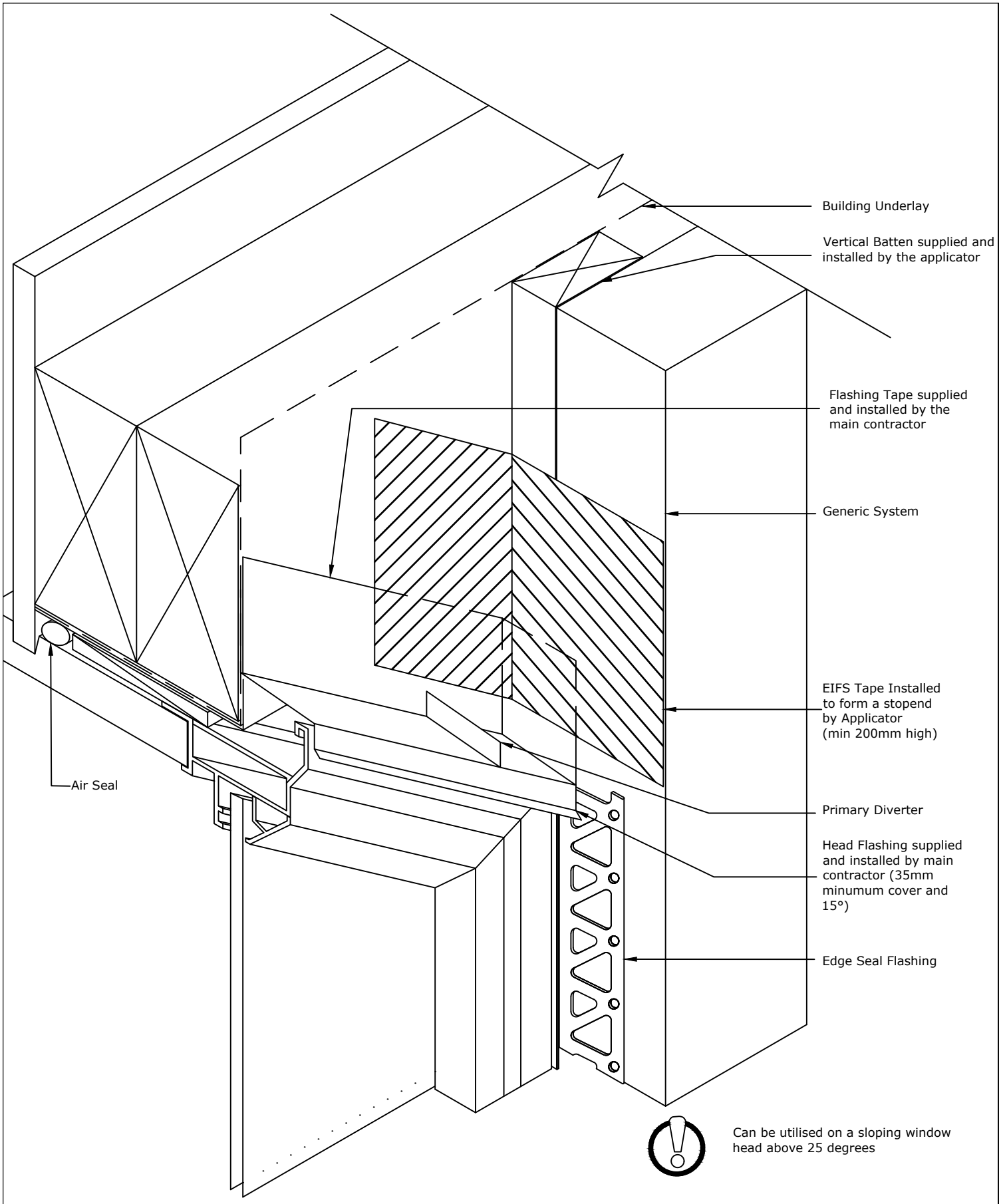

TradeSpec™ and RenderSpec™ are Registered Trademarks, both Documents are available on the Resene Construction Systems website

Resene Construction Systems

CONFIDENTIALITY: No part of this publication may be reproduced or transmitted other than the intended use by Resene Construction Systems without written consent from the author.

System
Generic System

Substrate
Generic Substrate (20mm Cavity)

Drawing Name
Raking Window Head

Scale
1 : 2 @ A4

Date
1 November 2017

Sheet
10.07.07

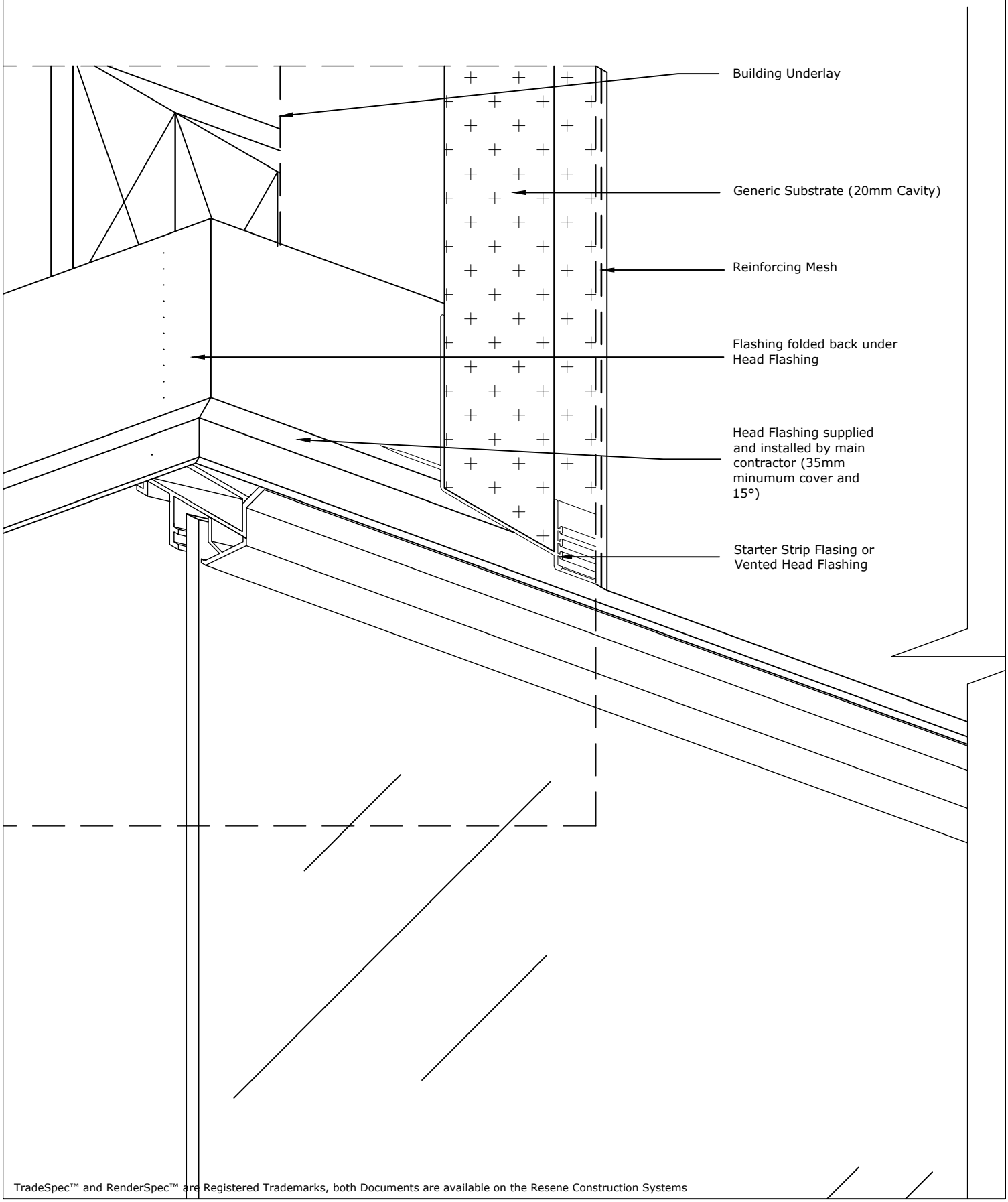

TradeSpec™ and RenderSpec™ are Registered Trademarks, both Documents are available on the Resene Construction Systems

Resene Construction Systems

CONFIDENTIALITY: No part of this publication may be reproduced or transmitted other than the intended use by Resene Construction Systems without written consent from the author.

System
Generic System

Substrate
Generic Substrate (20mm Cavity)

Drawing Name
Raking Window Head Peak

Scale
1 : 2 @ A4

Date
1 November 2017

Sheet
10.07.08

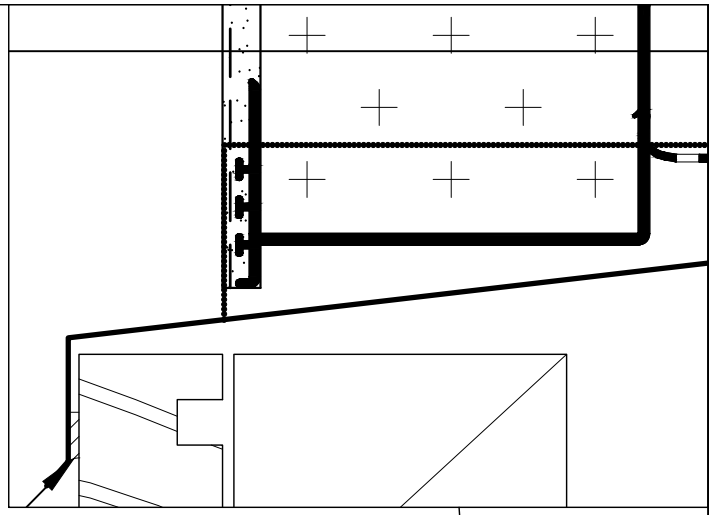

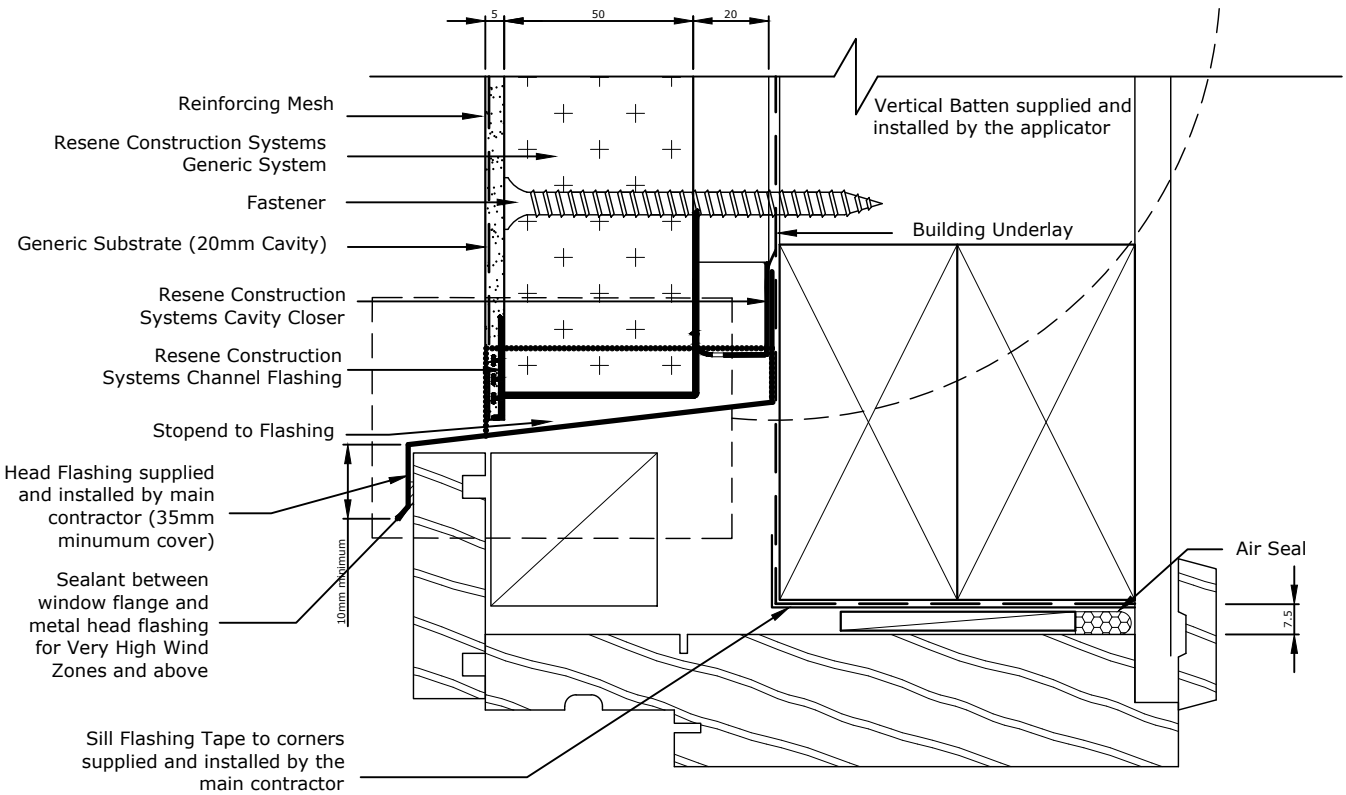

5mm clearance must be maintained between the starter strip and the head flashing

Head flashing must be taped to the Building Underlay by the main contractor/window installer using a tape that is compatable with the Building Underlay

Head Flashing to have a minimum 15° fall

The Head Flashing must be installed so that it extends 10mm either side of the jamb.

TradeSpec™ and RenderSpec™ are Registered Trademarks, both Documents are available on the Resene Construction Systems website

Resene Construction Systems

CONFIDENTIALITY: No part of this publication may be reproduced or transmitted other than the intended use by Resene Construction Systems without written consent from the author.

System
Generic System

Scale
1 : 2 @ A4

Substrate
Generic Substrate (20mm Cavity)

Date
30 April 2020

Drawing Name
Timber Window Head - Option 1

Sheet
10.07.10

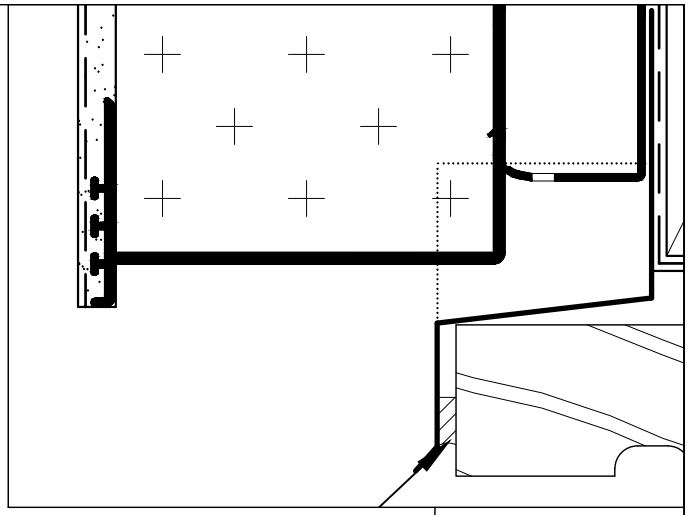

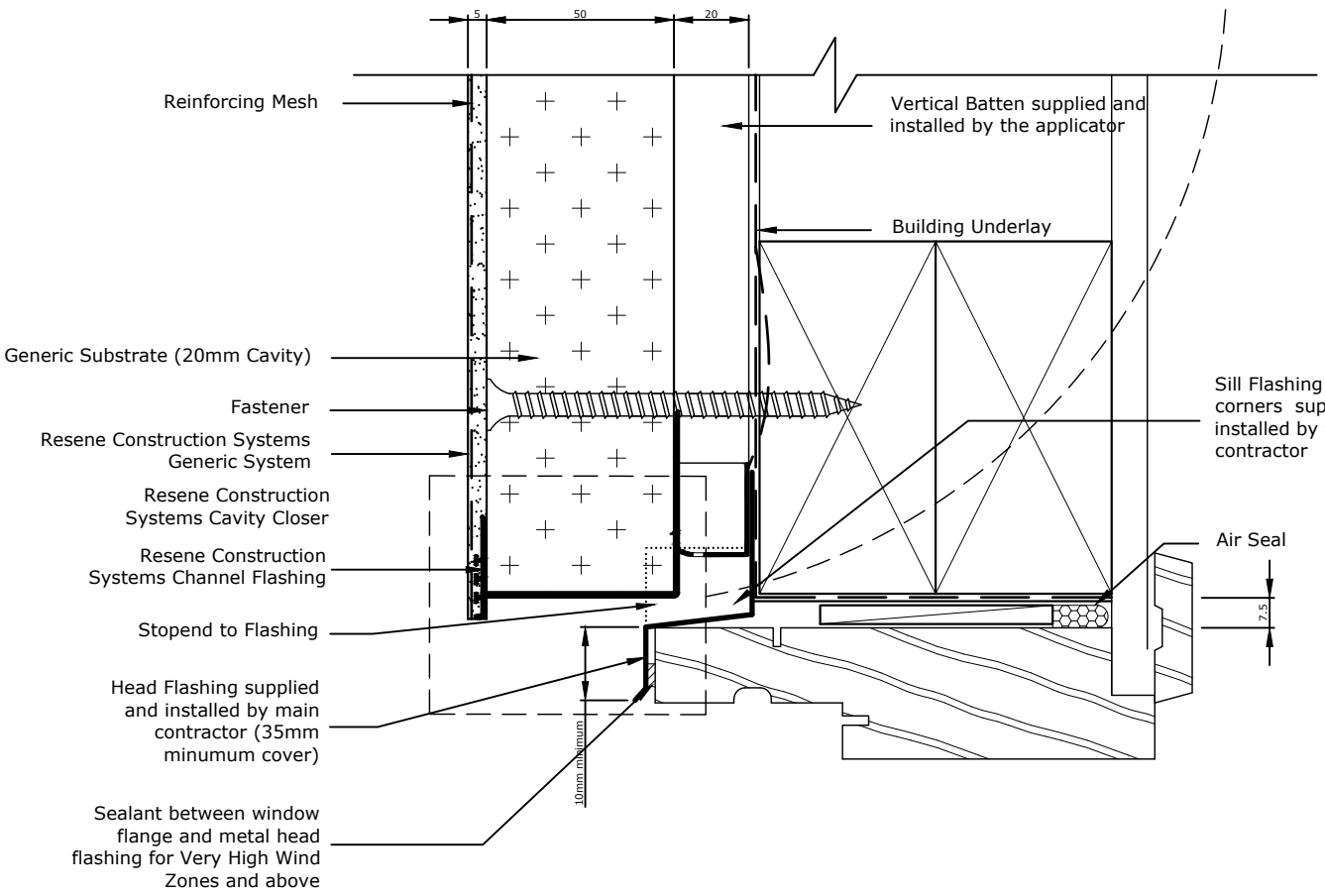

5mm clearance must be maintained between the starter strip and the head flashing

Head flashing must be taped to the Building Underlay by the main contractor/window installer using a tape that is compatable with the Building Underlay

Head Flashing to have a minimum 15° fall

The Head Flashing must be installed so that it extends 10mm either side of the jamb.

TradeSpec™ and RenderSpec™ are Registered Trademarks, both Documents are available on the Resene Construction Systems

Resene Construction Systems

CONFIDENTIALITY: No part of this publication may be reproduced or transmitted other than the intended use by Resene Construction Systems without written consent from the author.

System
Generic System

Substrate
Generic Substrate (20mm Cavity)

Drawing Name
Timber Window Head - Option 2

Scale
1 : 2 @ A4

Date
30 April 2020

Sheet
10.07.11

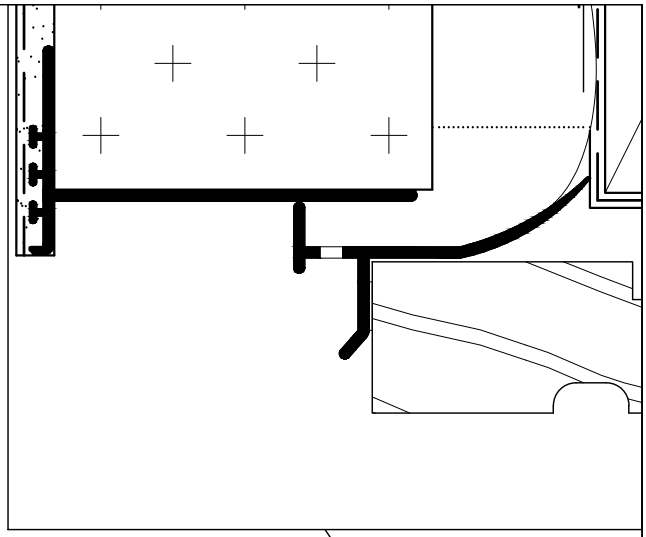

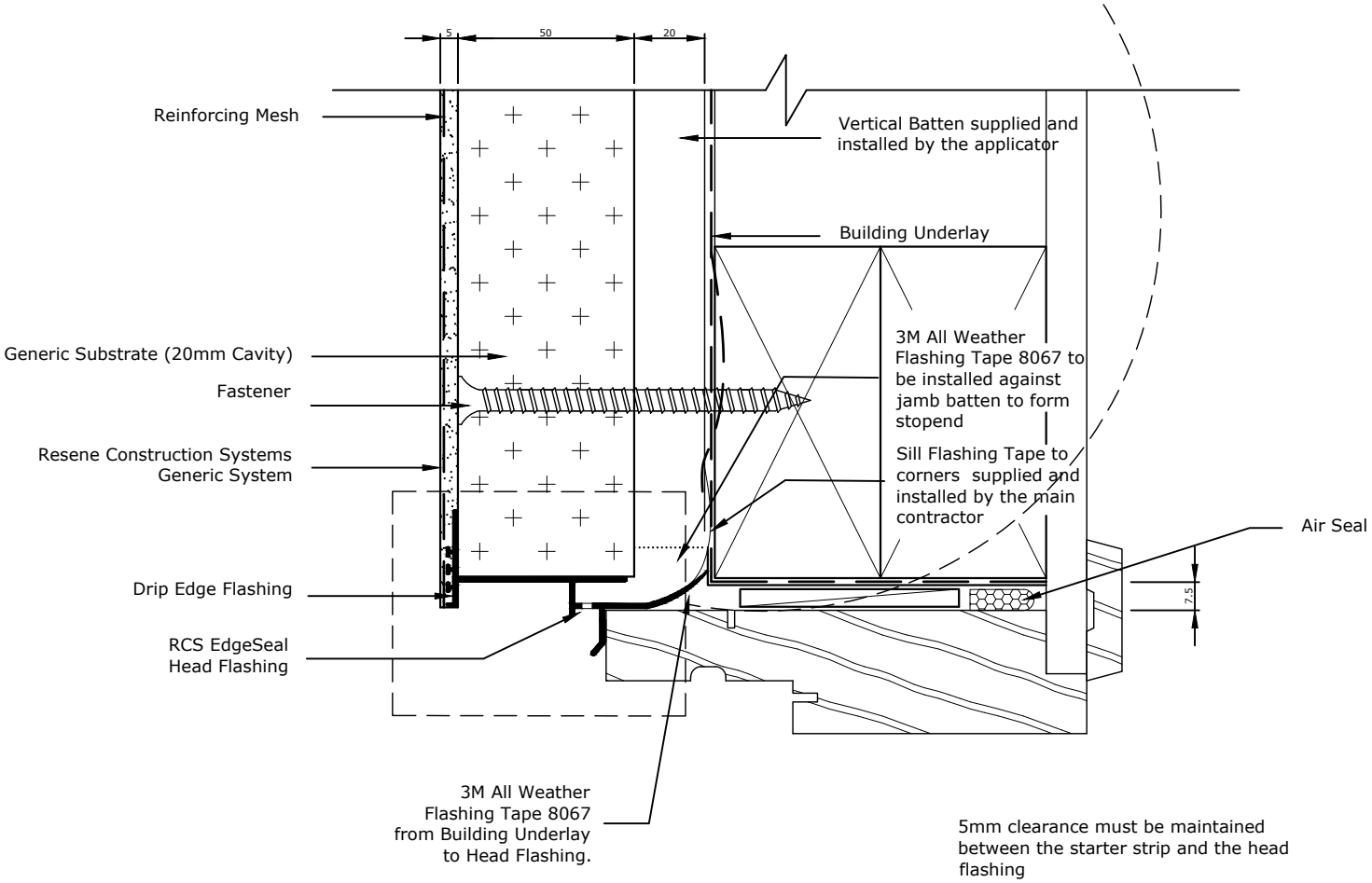

5mm clearance must be maintained between the starter strip and the head flashing

Head flashing must be taped to the Building Underlay by the main contractor/window installer using a tape that is compatable with the Building Underlay

Head Flashing to have a minimum 15° fall

The Head Flashing must be installed so that it extends 10mm either side of the jamb.

TradeSpec™ and RenderSpec™ are Registered Trademarks, both Documents are available on the Resene Construction Systems

Resene Construction Systems

CONFIDENTIALITY: No part of this publication may be reproduced or transmitted other than the intended use by Resene Construction Systems without written consent from the author.

System
Generic System

Substrate
Generic Substrate (20mm Cavity)

Drawing Name
Timber Window Head - Option 3

Scale
1 : 2 @ A4

Date
1 November 2017

Sheet
10.07.12

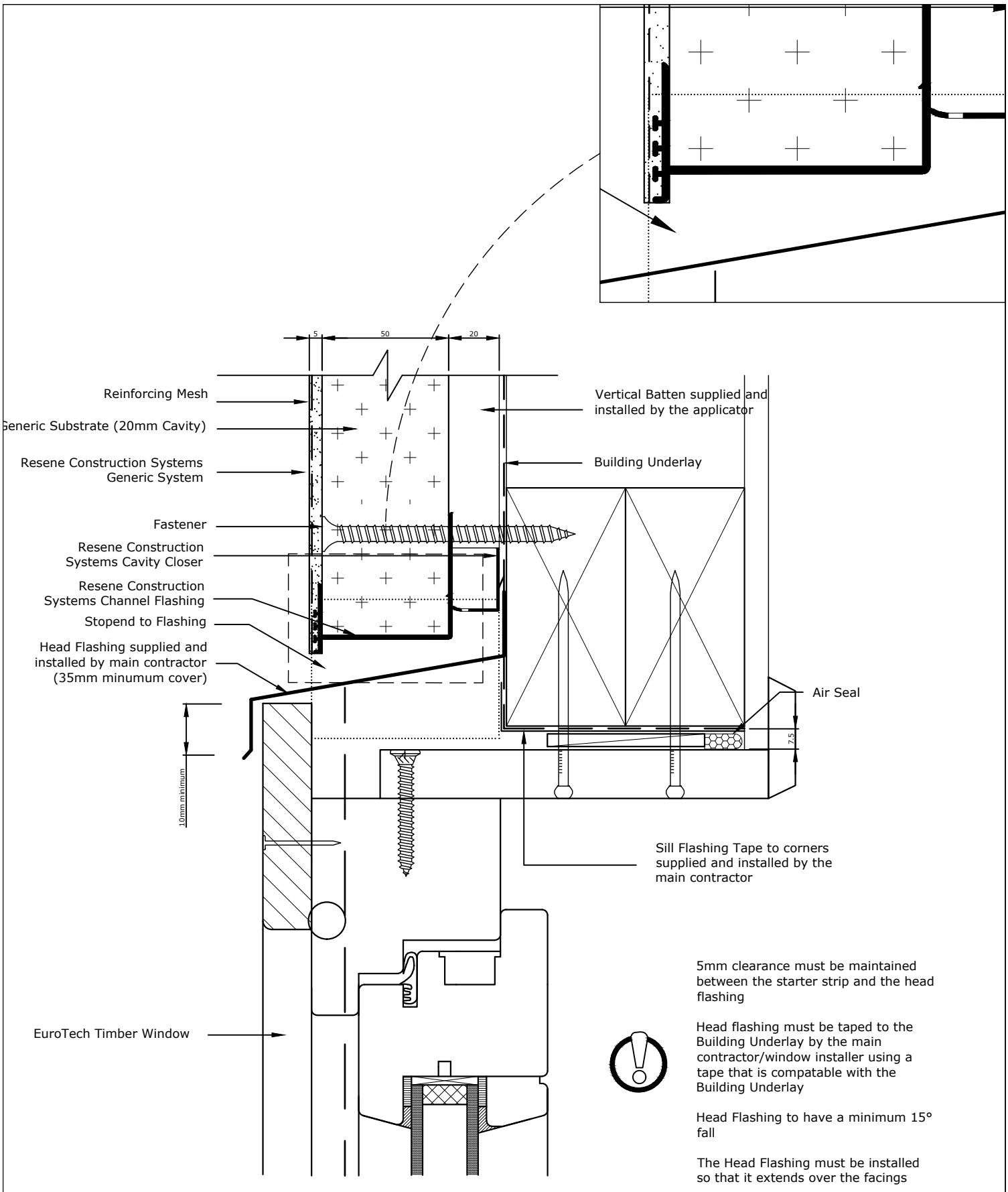

5mm clearance must be maintained between the starter strip and the head flashing

Head flashing must be taped to the Building Underlay by the main contractor/window installer using a tape that is compatable with the Building Underlay

Head Flashing to have a minimum 15° fall

The Head Flashing must be installed so that it extends over the facings

TradeSpec™ and RenderSpec™ are Registered Trademarks, both Documents are available on the Resene Construction Systems

Resene Construction Systems

CONFIDENTIALITY: No part of this publication may be reproduced or transmitted other than the intended use by Resene Construction Systems without written consent from the author.

System	Scale
Generic System	1 : 2 @ A4
Substrate	**Date**
Generic Substrate (20mm Cavity)	1 October 2019
Drawing Name	**Sheet**
Timber EuroTech Window Head	10.07.20

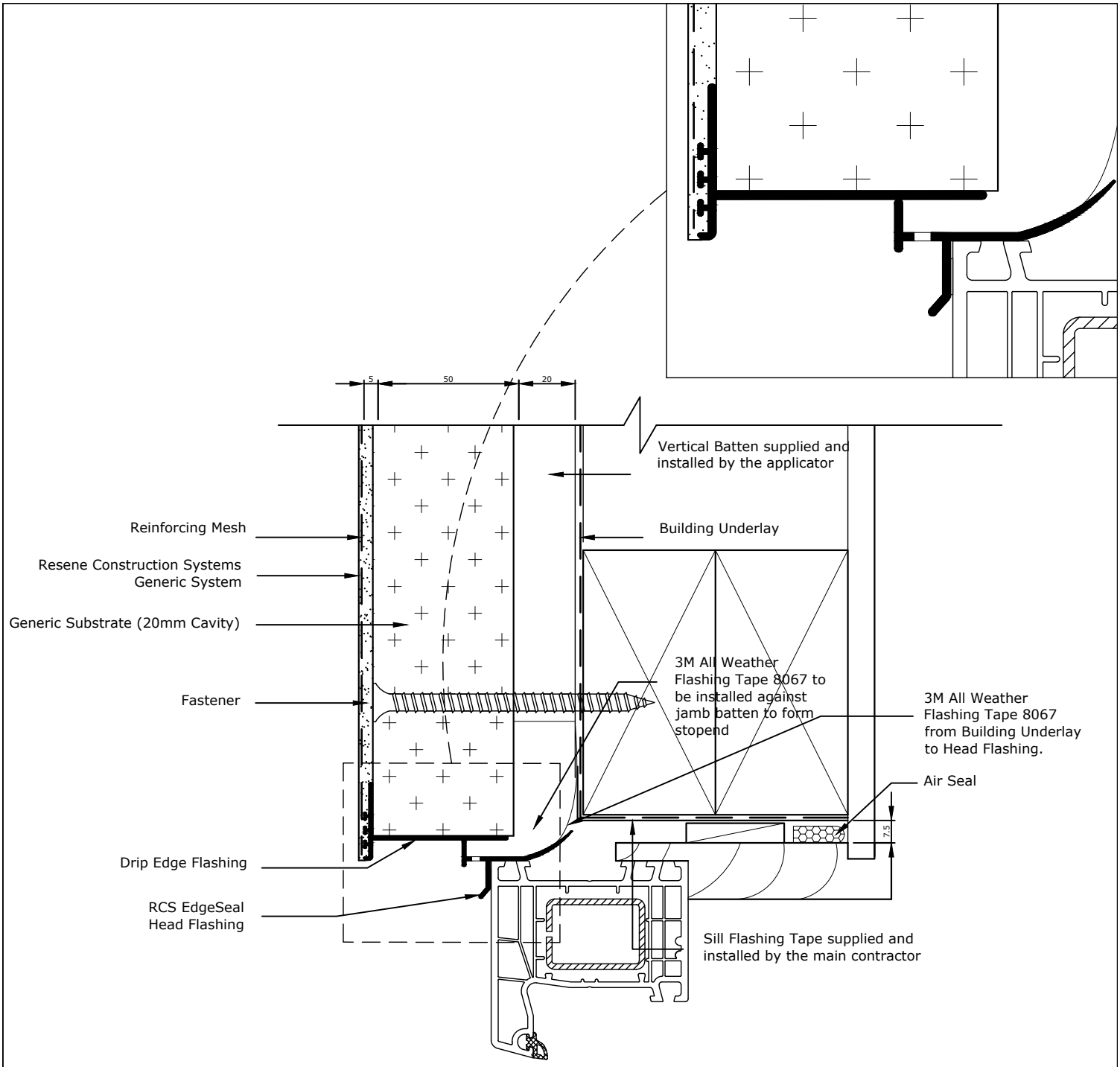

5mm clearance must be maintained between the starter strip and the head flashing

Head flashing must be taped to the Building Underlay by the main contractor/window installer using a tape that is compatable with the Building Underlay

Head Flashing to have a minimum 15° fall

The Head Flashing must be installed so that it extends 10mm either side of the jamb extrusion.

The RCS EdgeSealHead Flashing holds a patent for its innovative design - Patent # 588193

TradeSpec™ and RenderSpec™ are Registered Trademarks, both Documents are available on the Resene Construction Systems website

Resene Construction Systems

CONFIDENTIALITY: No part of this publication may be reproduced or transmitted other than the intended use by Resene Construction Systems without written consent from the author.

System
Generic System

Scale
1 : 2 @ A4

Substrate
Generic Substrate (20mm Cavity)

Date
1 November 2017

Drawing Name
Window Head to NK Window

Sheet
10.07.30

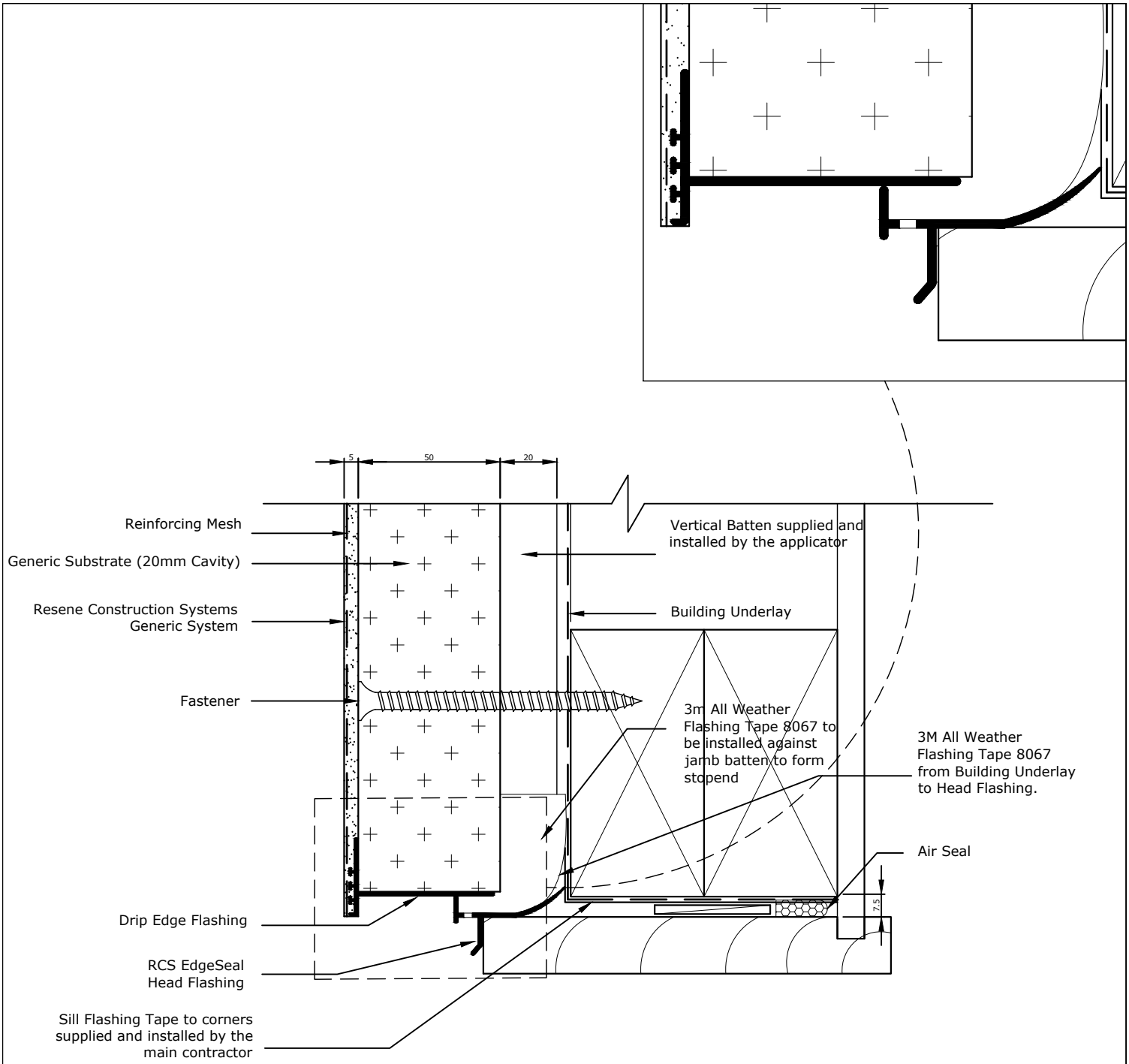

The Head Flashing must be installed so that it extends 10mm either side of the jamb extrusion.

The RCS EdgeSealHead Flashing holds a patent for its innovative design - Patent # 588193
TradeSpec™ and RenderSpec™ are Registered Trademarks, both Documents are available on the Resene Construction Systems website

Resene Construction Systems

CONFIDENTIALITY: No part of this publication may be reproduced or transmitted other than the intended use by Resene Construction Systems without written consent from the author.

System	Scale
Generic System	1 : 2 @ A4
Substrate	**Date**
Generic Substrate (20mm Cavity)	1 November 2017
Drawing Name	**Sheet**
Garage Door Head - Option 1	10.07.50

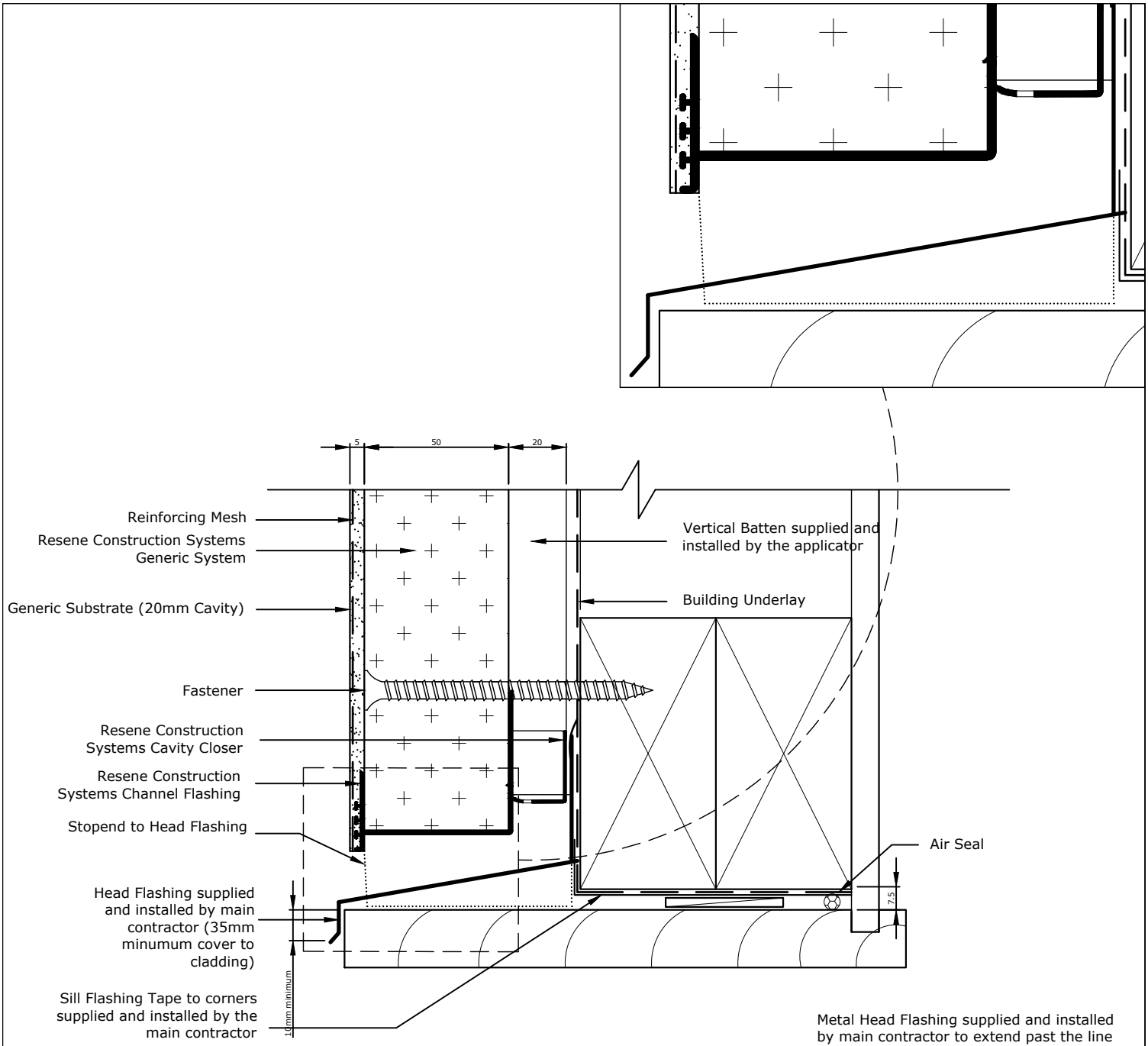

Metal Head Flashing supplied and installed by main contractor to extend past the line of the aluminium jamb by 10mm and be turned up at the ends by a minimum 20mm, this is an alternative to using a Head Soaker

Head flashing must be taped to the Building Underlay by the main contractor/window installer

5mm clearance must be maintained between the starter strip and the head flashing

Head Flashing to have a minimum 15° fall

The Head Flashing must be installed so that it extends 10mm either side of the jamb extrusion.

TradeSpec™ and RenderSpec™ are Registered Trademarks, both Documents are available on the Resene Construction Systems website

Resene Construction Systems

CONFIDENTIALITY: No part of this publication may be reproduced or transmitted other than the intended use by Resene Construction Systems without written consent from the author.

System
Generic System

Scale
1 : 2 @ A4

Substrate
Generic Substrate (20mm Cavity)

Date
1 October 2019

Drawing Name
Garage Door Head - Option 2

Sheet
10.07.51

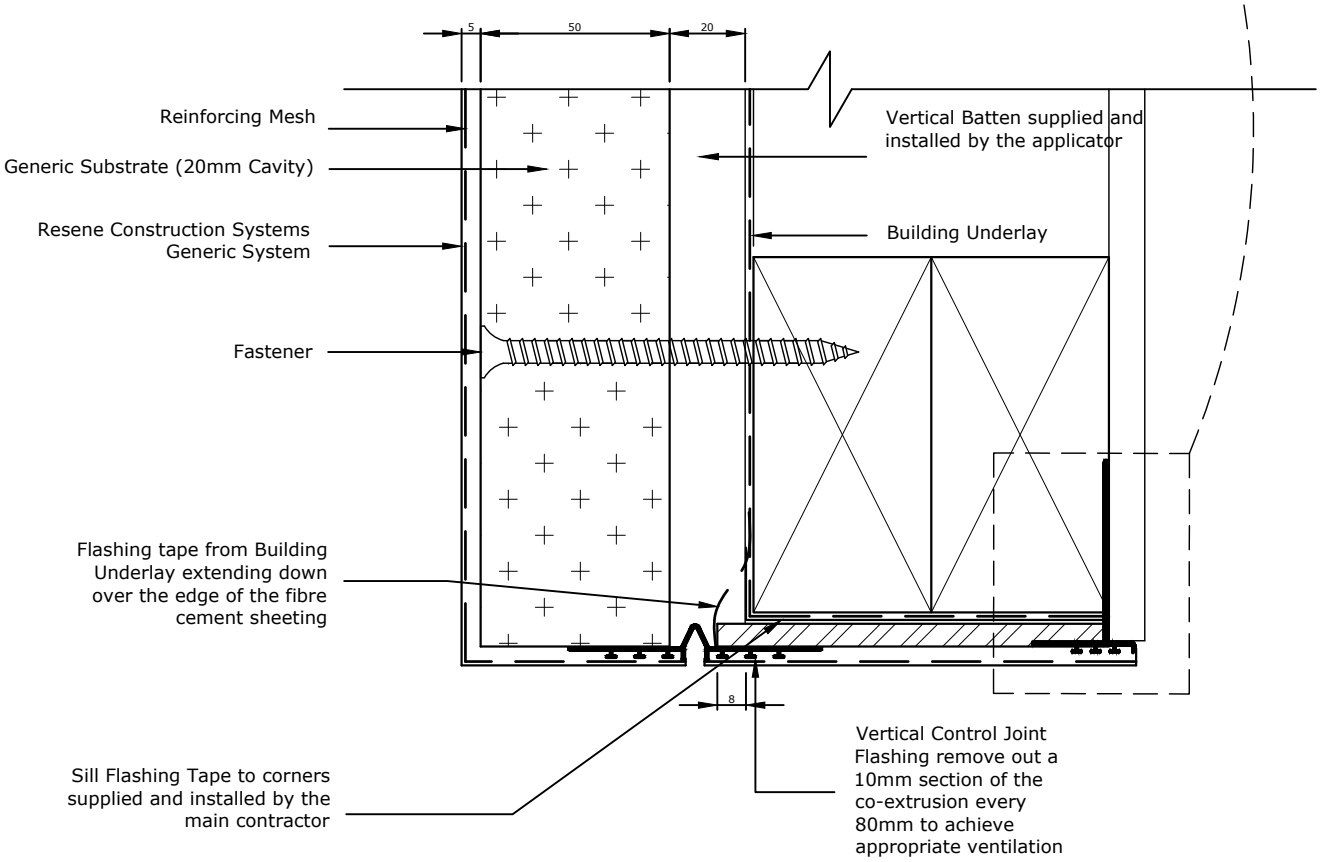

The Head Flashing must be installed so that it extends 10mm either side of the jamb extrusion.

TradeSpec™ and RenderSpec™ are Registered Trademarks, both Documents are available on the Resene Construction Systems

Resene Construction Systems

CONFIDENTIALITY: No part of this publication may be reproduced or transmitted other than the intended use by Resene Construction Systems without written consent from the author.

System	Scale
Generic System	1 : 2 @ A4
Substrate	**Date**
Generic Substrate (20mm Cavity)	1 November 2017
Drawing Name	**Sheet**
Garage Door Head - Option 3	10.07.52

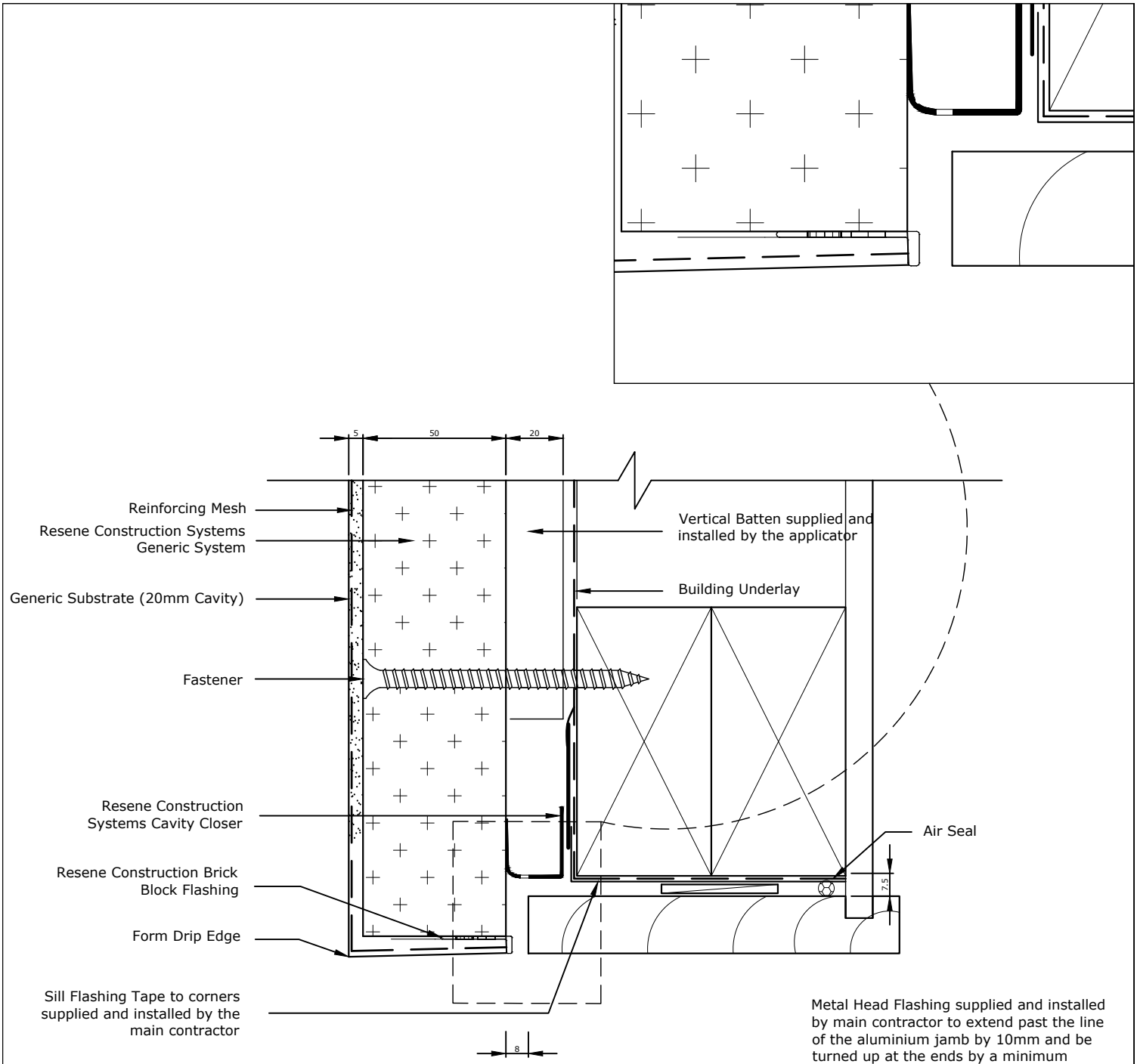

Metal Head Flashing supplied and installed by main contractor to extend past the line of the aluminium jamb by 10mm and be turned up at the ends by a minimum 20mm, this is an alternative to using a Head Soaker

Head flashing must be taped to the Building Underlay by the main contractor/window installer

5mm clearance must be maintained between the starter strip and the head flashing

Head Flashing to have a minimum 15° fall

The Head Flashing must be installed so that it extends 10mm either side of the jamb extrusion.

TradeSpec™ and RenderSpec™ are Registered Trademarks, both Documents are available on the Resene Construction Systems

Resene Construction Systems

CONFIDENTIALITY: No part of this publication may be reproduced or transmitted other than the intended use by Resene Construction Systems without written consent from the author.

System
Generic System

Substrate
Generic Substrate (20mm Cavity)

Drawing Name
Garage Door Head - Option 4

Scale
1 : 2 @ A4

Date
8 September 2020

Sheet
10.07.53

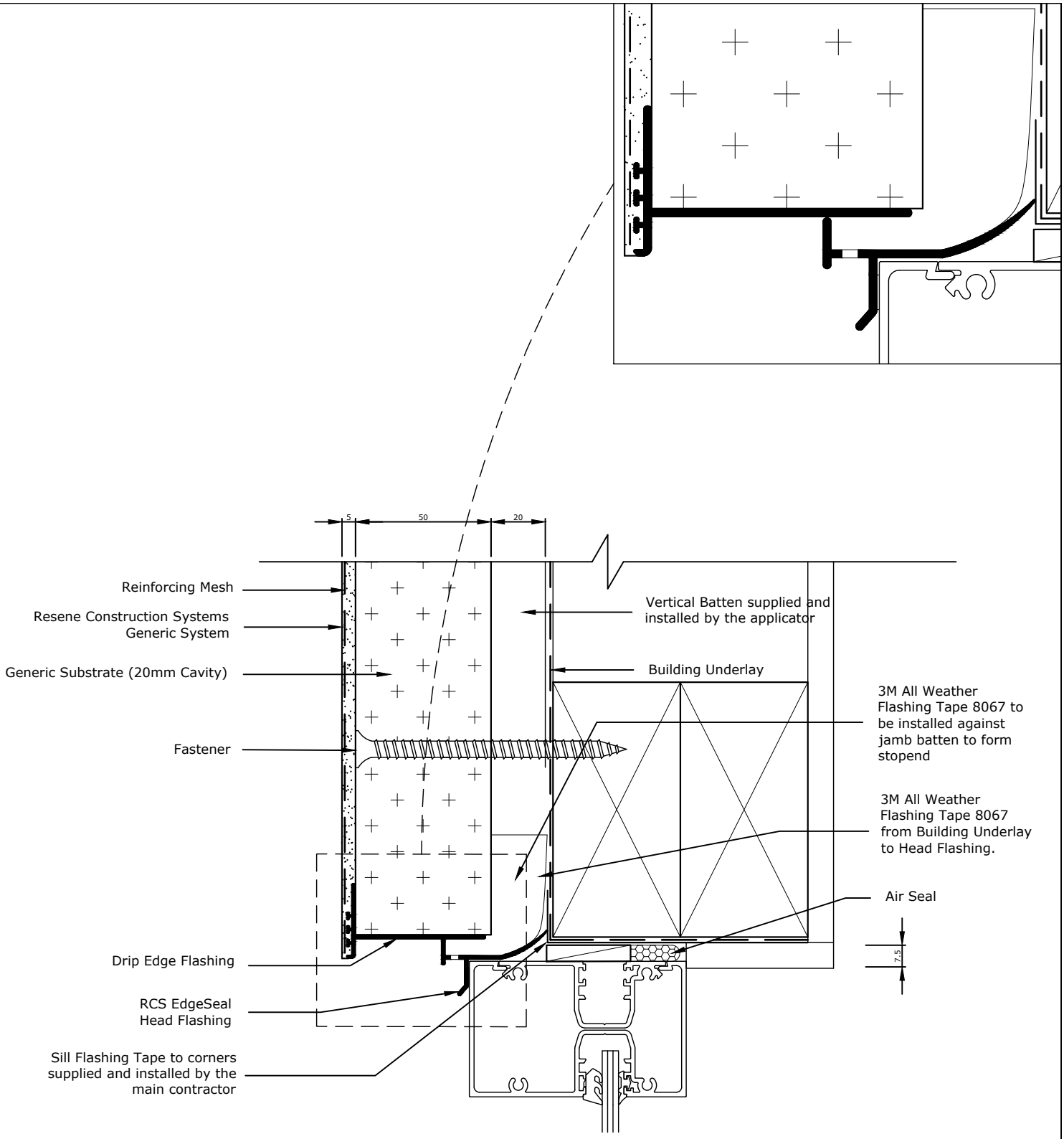

TradeSpec™ and RenderSpec™ are Registered Trademarks, both Documents are available on the Resene Construction Systems

Resene Construction Systems

CONFIDENTIALITY: No part of this publication may be reproduced or transmitted other than the intended use by Resene Construction Systems without written consent from the author.

System
Generic System

Substrate
Generic Substrate (20mm Cavity)

Drawing Name
Window Head Comercial Joinery

Scale
1 : 2 @ A4

Date
1 November 2017

Sheet
10.07.55

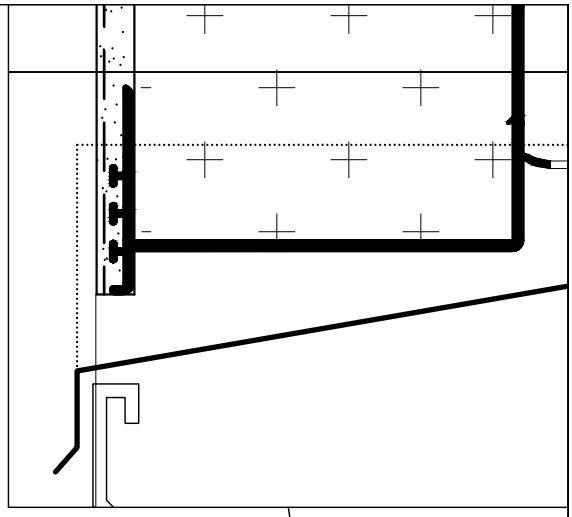

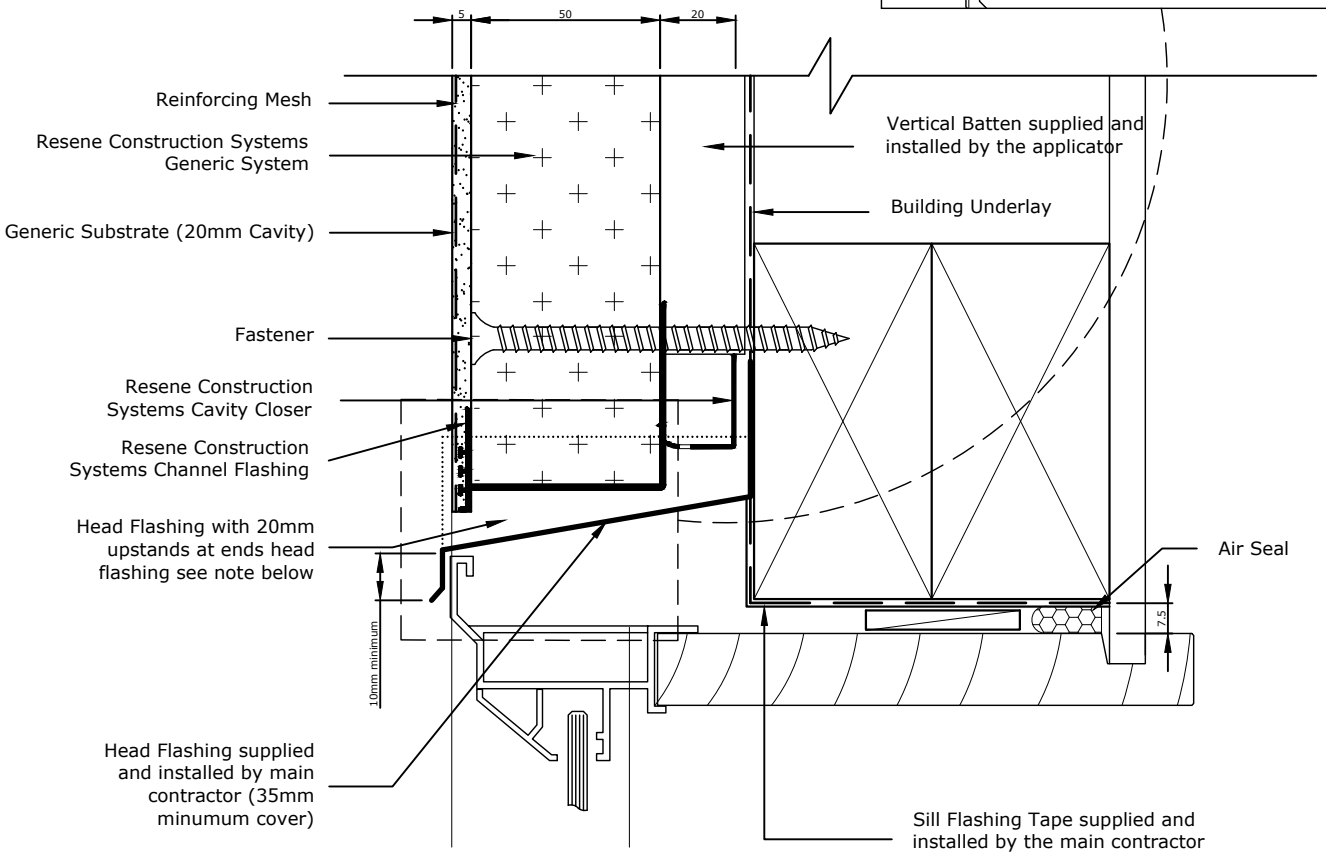

Metal Head Flashing supplied and installed by main contractor to extend past the line of the aluminium jamb by 10mm and be turned up at the ends by a minimum 20mm, this is an alternative to using a Head Soaker

5mm clearance must be maintained between the starter strip and the head flashing

Head flashing must be taped to the Building Underlay by the main contractor/window installer using a tape that is compatable with the Building Underlay

Head Flashing to have a minimum 15° fall

The Head Flashing must be installed so that it extends 10mm either side of the jamb extrusion.

TradeSpec™ and RenderSpec™ are Registered Trademarks, both Documents are available on the Resene Construction Systems

Resene Construction Systems

CONFIDENTIALITY: No part of this publication may be reproduced or transmitted other than the intended use by Resene Construction Systems without written consent from the author.

System
Generic System

Scale
1 : 2 @ A4

Substrate
Generic Substrate (20mm Cavity)

Date
1 October 2019

Drawing Name
Window Face Fixed Head

Sheet
10.07.60

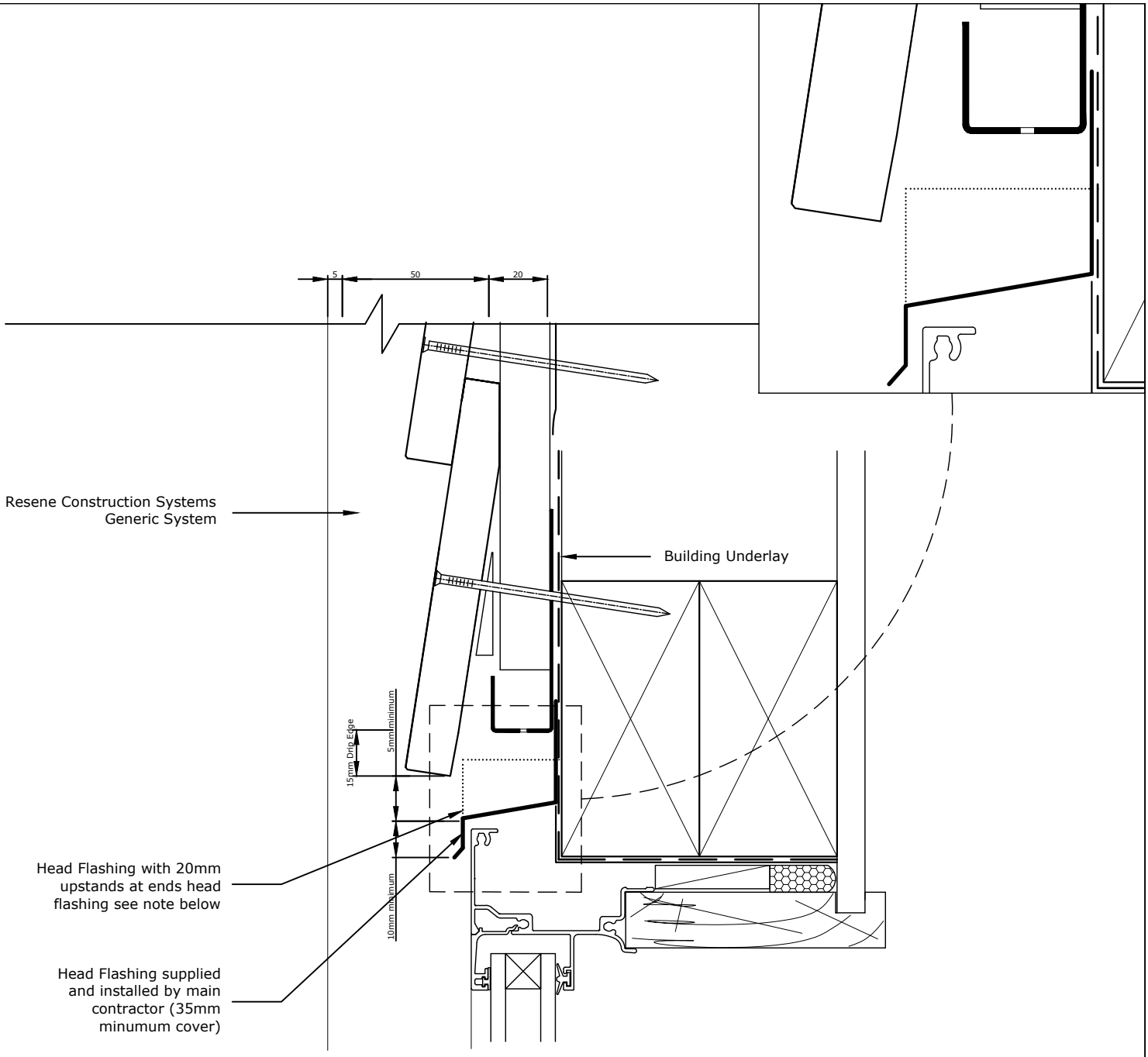

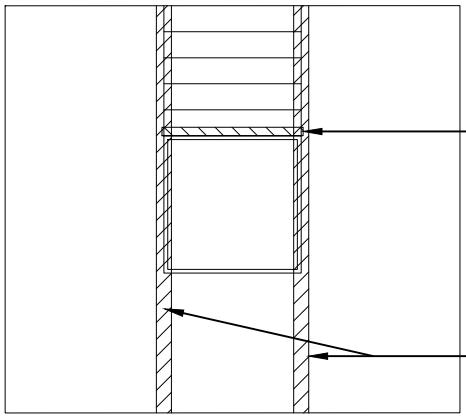

Metal Head Flashing supplied and installed by main contractor to extend past the line of the aluminium jamb by 10mm and be turned up at the ends by a minimum 20mm

Head flashing must be taped to the Building Underlay by the main contractor/window installer using a tape that is compatable with the Building Underlay

Head Flashing to have a minimum 15° fall

Alternatively the vertical cladding backflashing can terminate into the head flashing diverting any potential moisture onto the head flashing

TradeSpec™ and RenderSpec™ are Registered Trademarks, both Documents are available on the Resene Construction Systems

Resene Construction Systems

CONFIDENTIALITY: No part of this publication may be reproduced or transmitted other than the intended use by Resene Construction Systems without written consent from the author.

System
Generic System

Substrate
Generic Substrate (20mm Cavity)

Drawing Name
Window Head with Weatherboard Above

Scale
1 : 2 @ A4

Date
8 August 2022

Sheet
10.07.70

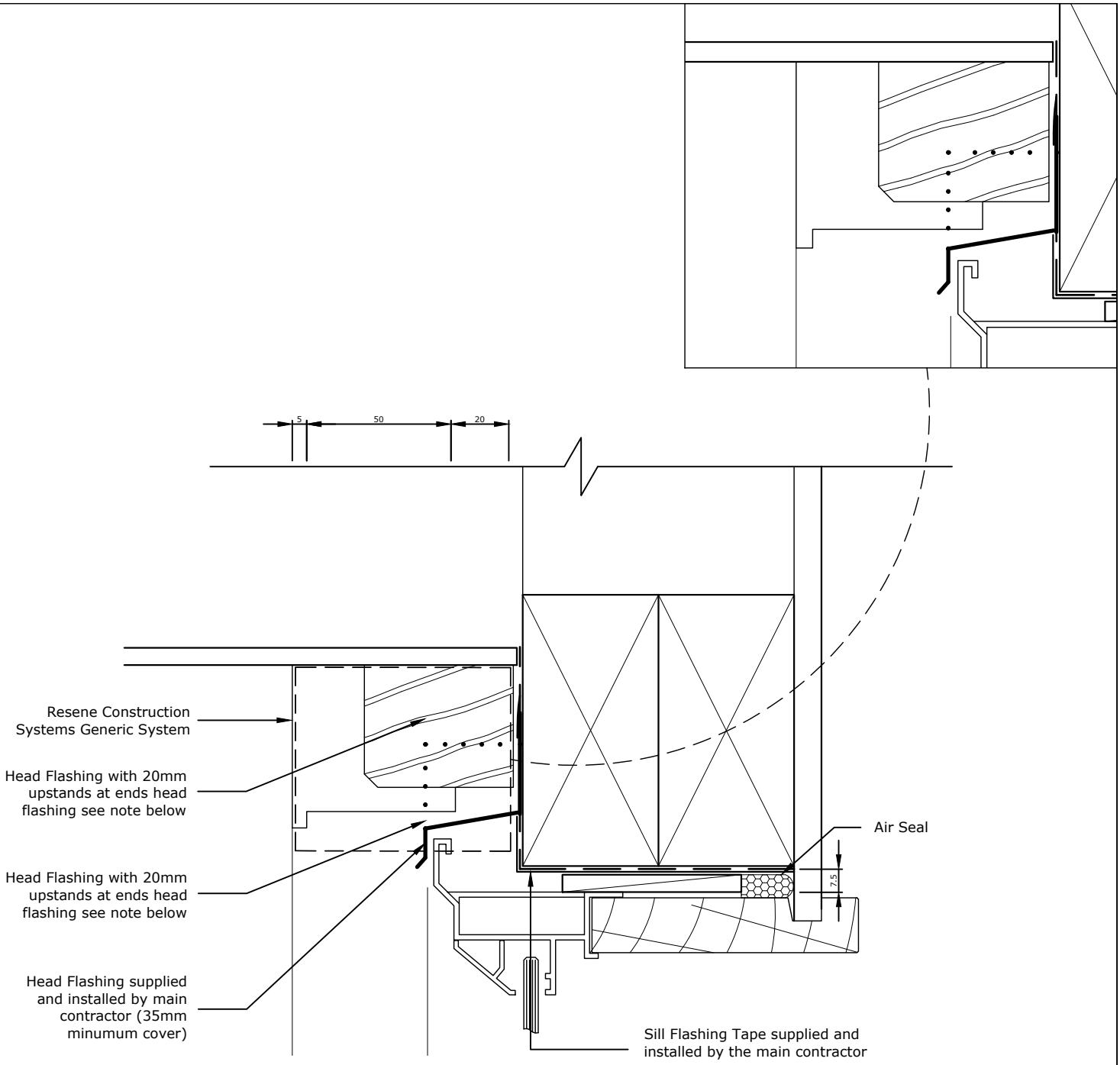

Metal Head Flashing supplied and installed by main contractor to extend past the line of the aluminium jamb by 10mm and be turned up at the ends by a minimum 20mm, this is an alternative to using a Head Soaker
(Refer TradeSpec™ Document 3.2)

Head flashing must be taped to the Building Underlay by the main contractor/window installer using a tape that is compatable with the Building Underlay

Head Flashing to have a minimum 15° fall

TradeSpec™ and RenderSpec™ are Registered Trademarks, both Documents are available on the Resene Construction Systems

Resene Construction Systems

CONFIDENTIALITY: No part of this publication may be reproduced or transmitted other than the intended use by Resene Construction Systems without written consent from the author.

System
Generic System

Substrate
Generic Substrate (20mm Cavity)

Drawing Name
Window Head to Soffit

Scale
1 : 2 @ A4

Date
17 December 2019

Sheet
10.07.75

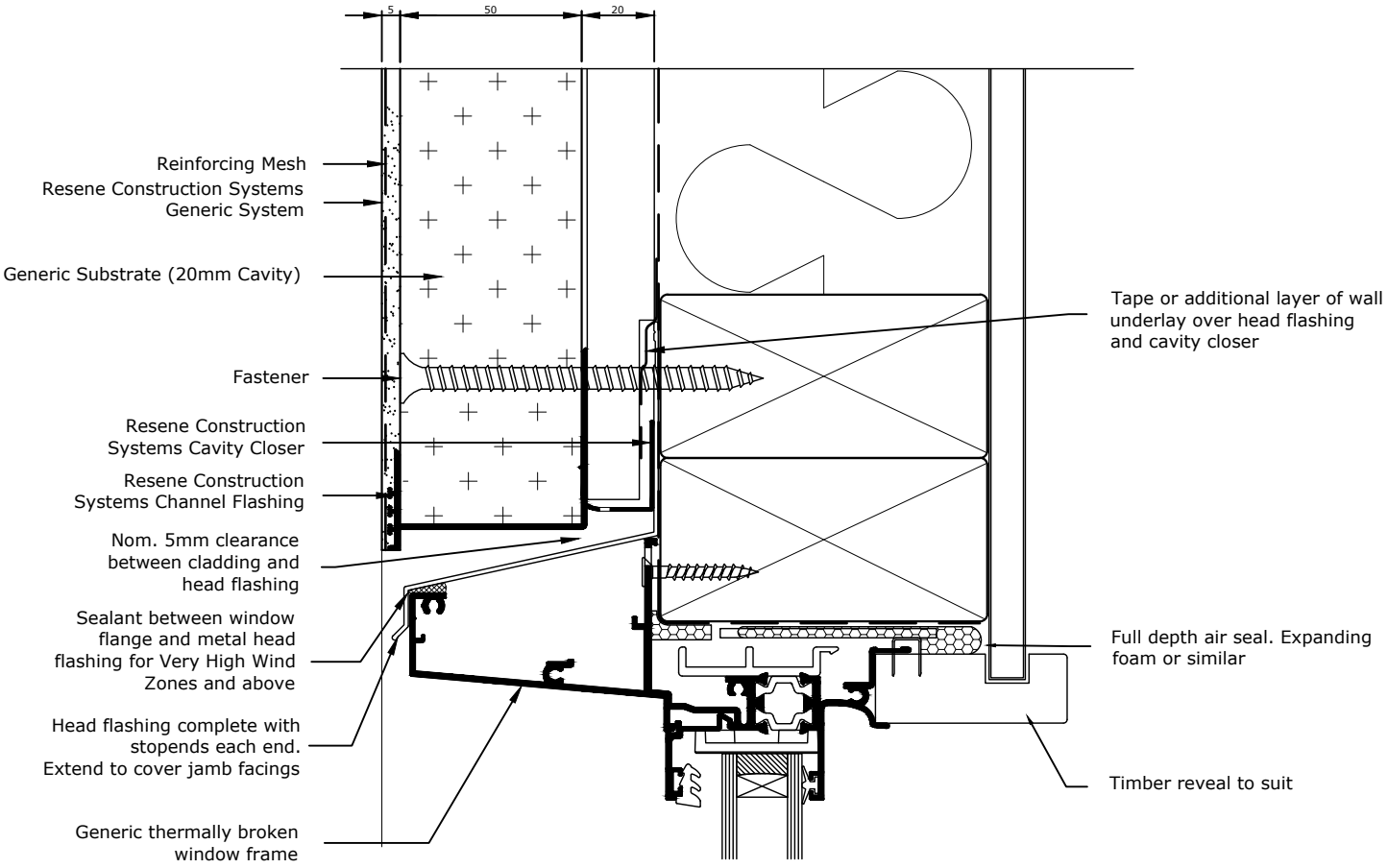

TradeSpec™ and RenderSpec™ are Registered Trademarks, both Documents are available on the Resene Construction Systems

Resene Construction Systems

CONFIDENTIALITY: No part of this publication may be reproduced or transmitted other than the intended use by Resene Construction Systems without written consent from the author.

System
Generic System

Scale
1 : 2 @ A4

Substrate
Generic Substrate (20mm Cavity)

Date
31 May 2023

Drawing Name
Thermally Broken Window Head

Sheet
10.07.90

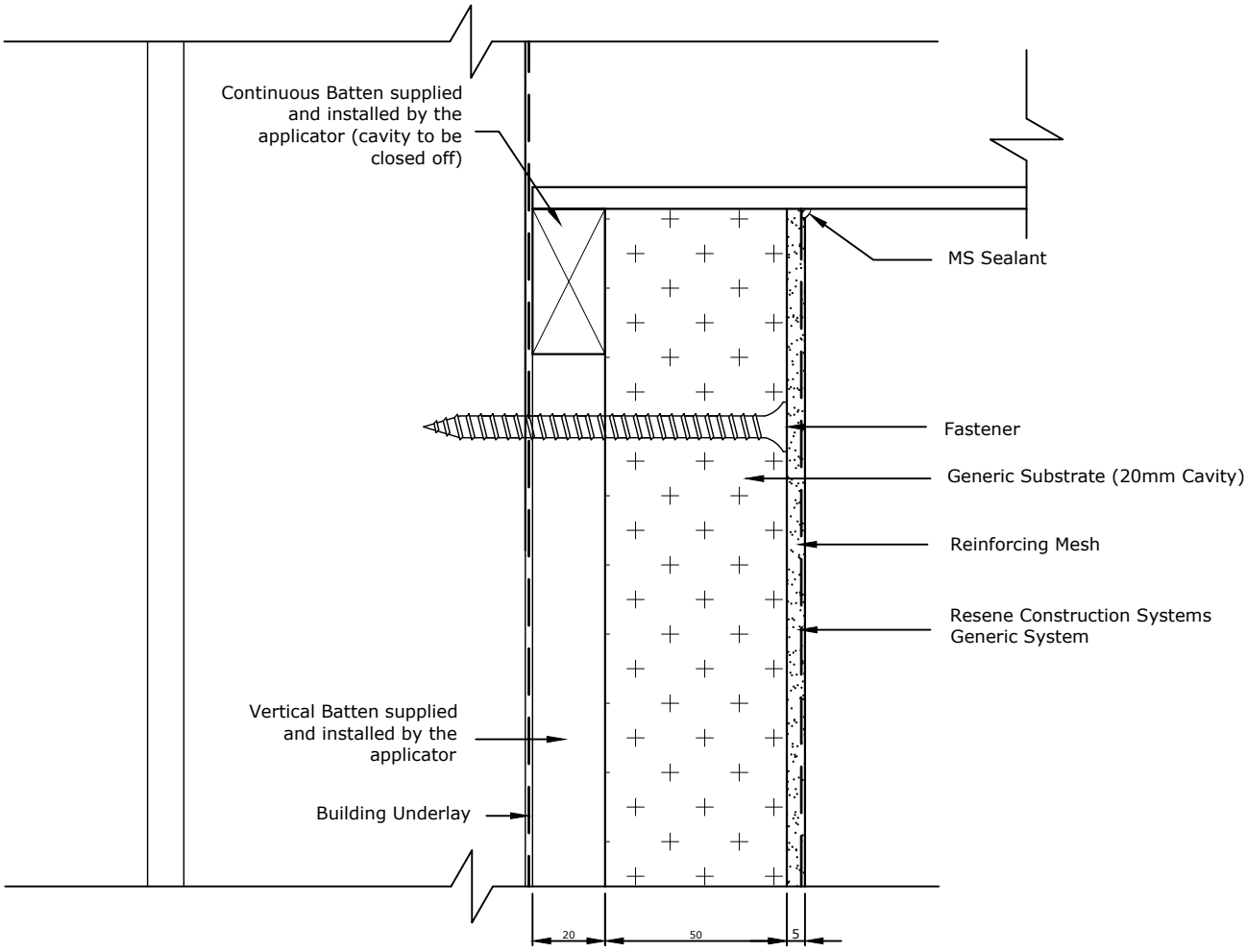

TradeSpec™ and RenderSpec™ are Registered Trademarks, both Documents are available on the Resene Construction Systems website

Resene Construction Systems

CONFIDENTIALITY: No part of this publication may be reproduced or transmitted other than the intended use by Resene Construction Systems without written consent from the author.

System
Generic System

Substrate
Generic Substrate (20mm Cavity)

Drawing Name
Soffit

Scale
1 : 2 @ A4

Date
1 November 2017

Sheet
10.08.00

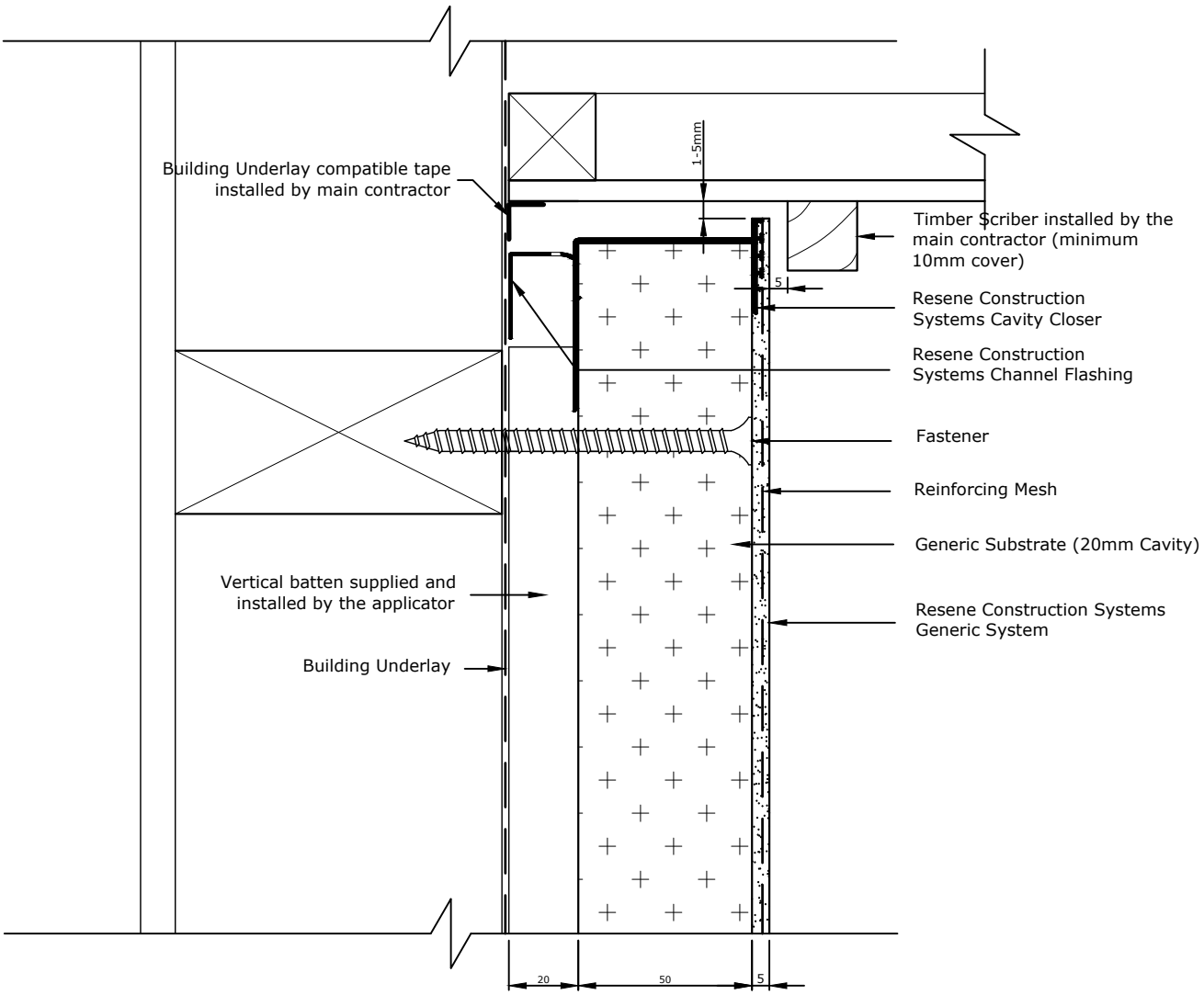

TradeSpec™ and RenderSpec™ are Registered Trademarks, both Documents are available on the Resene Construction Systems website

Resene Construction Systems

CONFIDENTIALITY: No part of this publication may be reproduced or transmitted other than the intended use by Resene Construction Systems without written consent from the author.

System
Generic System

Substrate
Generic Substrate (20mm Cavity)

Drawing Name
Ventilated Soffit

Scale
1 : 2 @ A4

Date
1 October 2019

Sheet
10.08.01

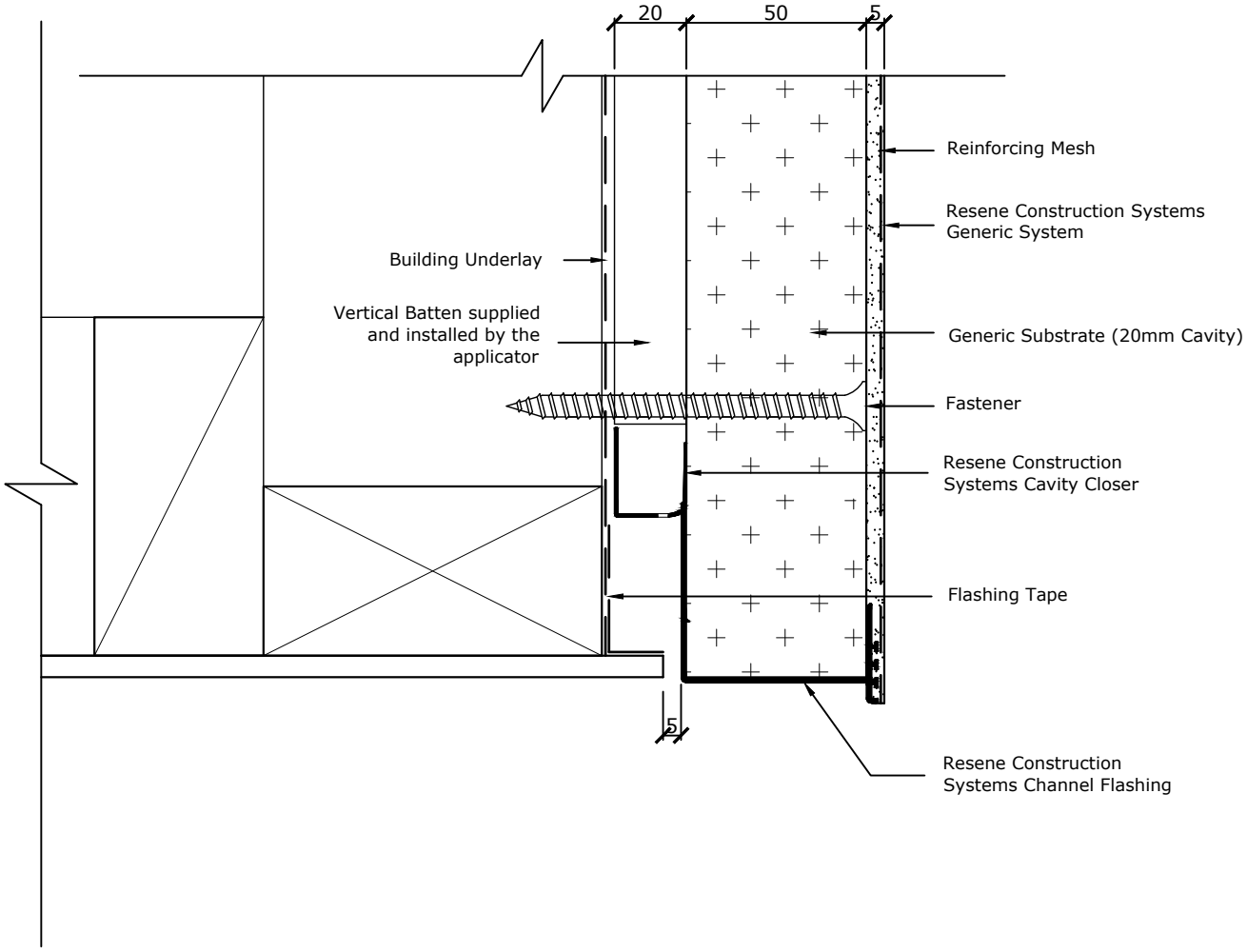

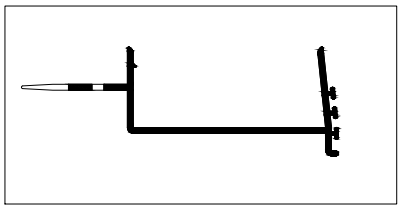

Alternative flashing can be used to replace the cavity closer and channel flashing.

TradeSpec™ and RenderSpec™ are Registered Trademarks, both Documents are available on the Resene Construction Systems website

Resene Construction Systems

CONFIDENTIALITY: No part of this publication may be reproduced or transmitted other than the intended use by Resene Construction Systems without written consent from the author.

System
Generic System

Scale
1 : 2 @ A4

Substrate
Generic Substrate (20mm Cavity)

Date
26 July 2023

Drawing Name
Soffit Edge - Option 1

Sheet
10.08.10

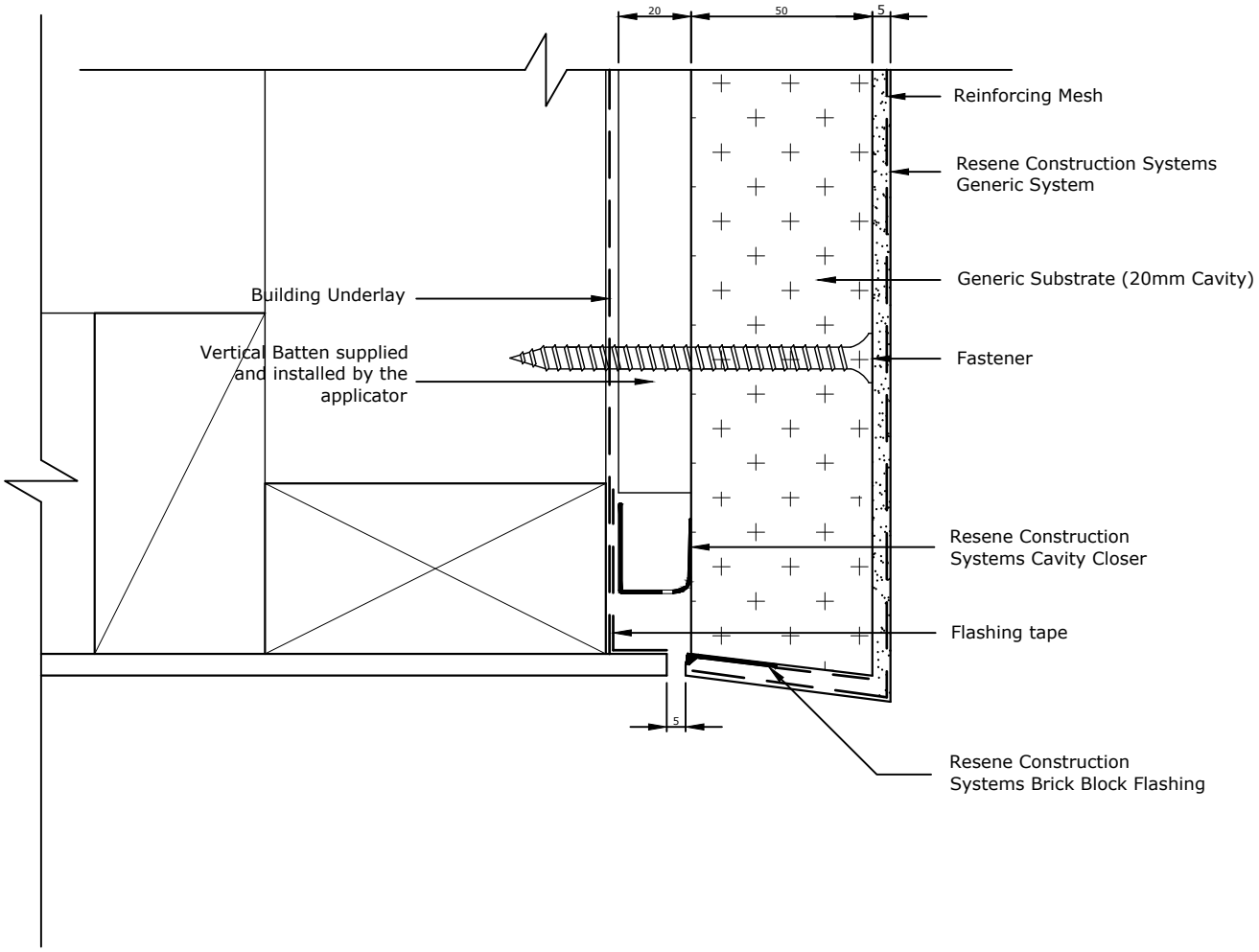

TradeSpec™ and RenderSpec™ are Registered Trademarks, both Documents are available on the Resene Construction Systems website

Resene Construction Systems

CONFIDENTIALITY: No part of this publication may be reproduced or transmitted other than the intended use by Resene Construction Systems without written consent from the author.

System
Generic System

Substrate
Generic Substrate (20mm Cavity)

Drawing Name
Soffit Edge - Option 2

Scale
1 : 2 @ A4

Date
1 October 2019

Sheet
10.08.11

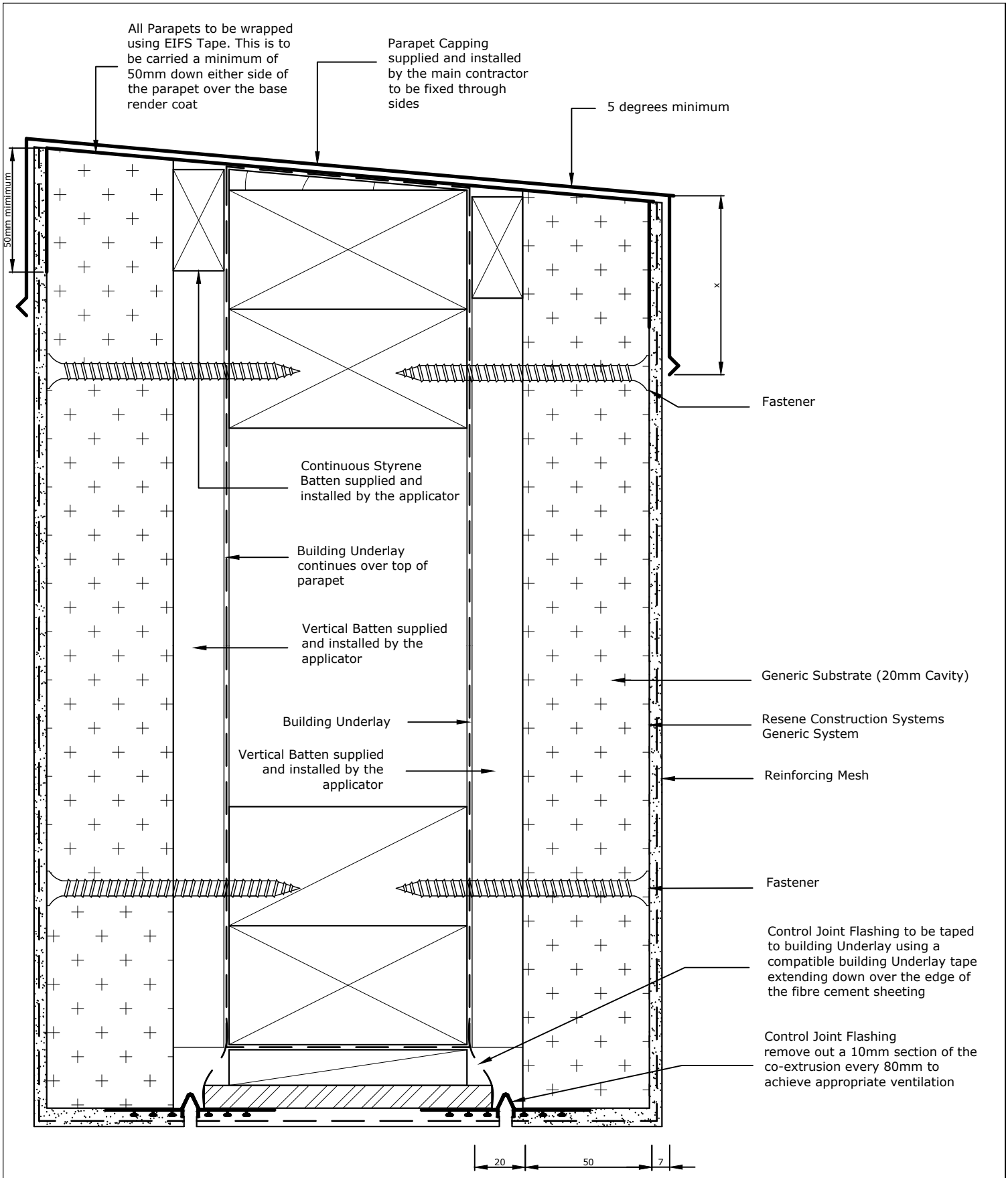

TradeSpec™ and RenderSpec™ are Registered Trademarks, both Documents are available on the Resene Construction Systems

Resene Construction Systems

CONFIDENTIALITY: No part of this publication may be reproduced or transmitted other than the intended use by Resene Construction Systems without written consent from the author.

System
Generic System

Substrate
Generic Substrate (20mm Cavity)

Drawing Name
Soffit Edge or Boxed Beam - Option 1

Scale
1 : 2 @ A4

Date
1 November 2017

Sheet
10.08.20

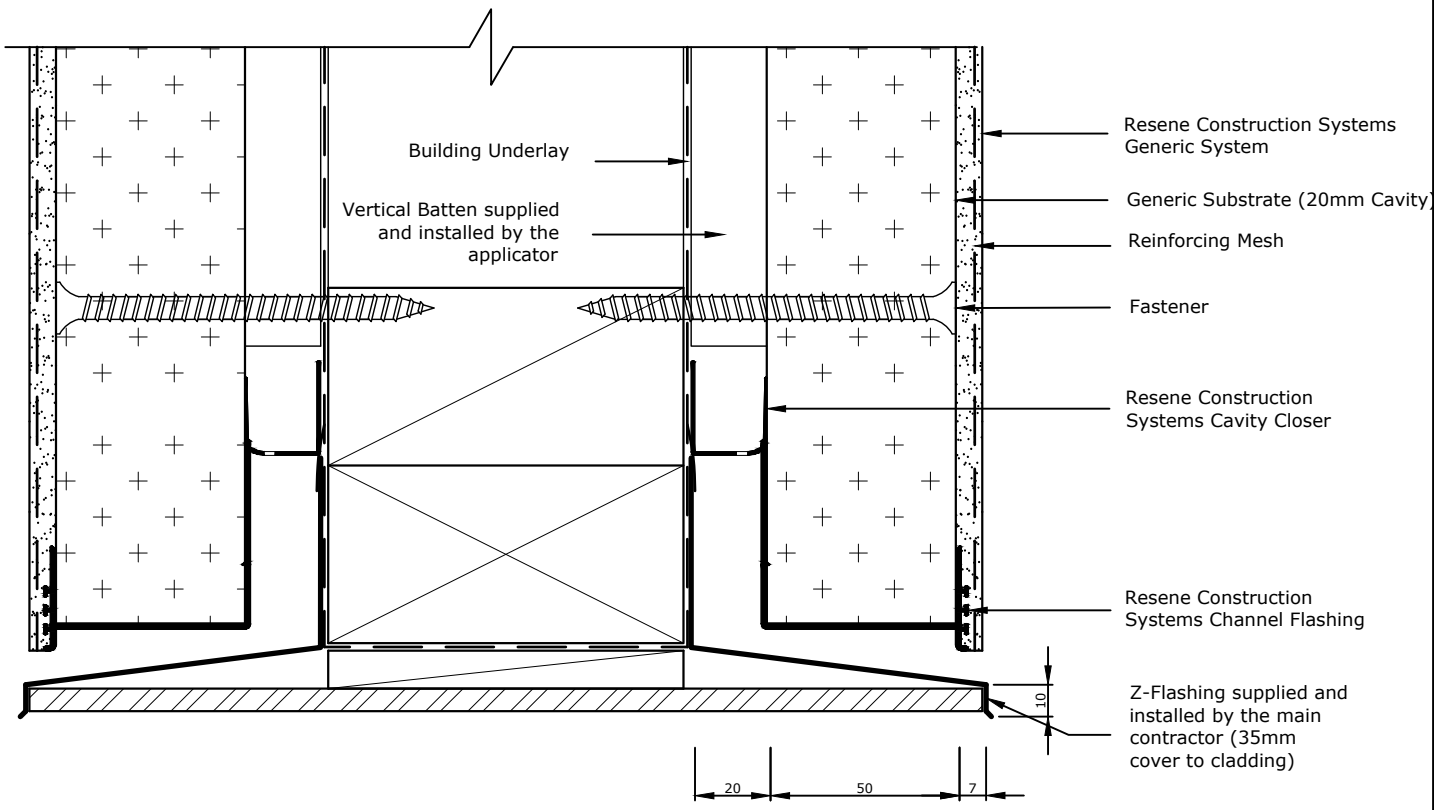

5mm clearance must be maintained between the starter strip and the metal flashing

Metal flashing must be taped to the Building Underlay by the main contractor

Metal Flashing to have a minimum 15° fall

TradeSpec™ and RenderSpec™ are Registered Trademarks, both Documents are available on the Resene Construction Systems website

Resene Construction Systems

CONFIDENTIALITY: No part of this publication may be reproduced or transmitted other than the intended use by Resene Construction Systems without written consent from the author.

System
Generic System

Substrate
Generic Substrate (20mm Cavity)

Drawing Name
Soffit Edge or Boxed Beam - Option 2

Scale
1 : 2 @ A4

Date
1 October 2019

Sheet
10.08.21

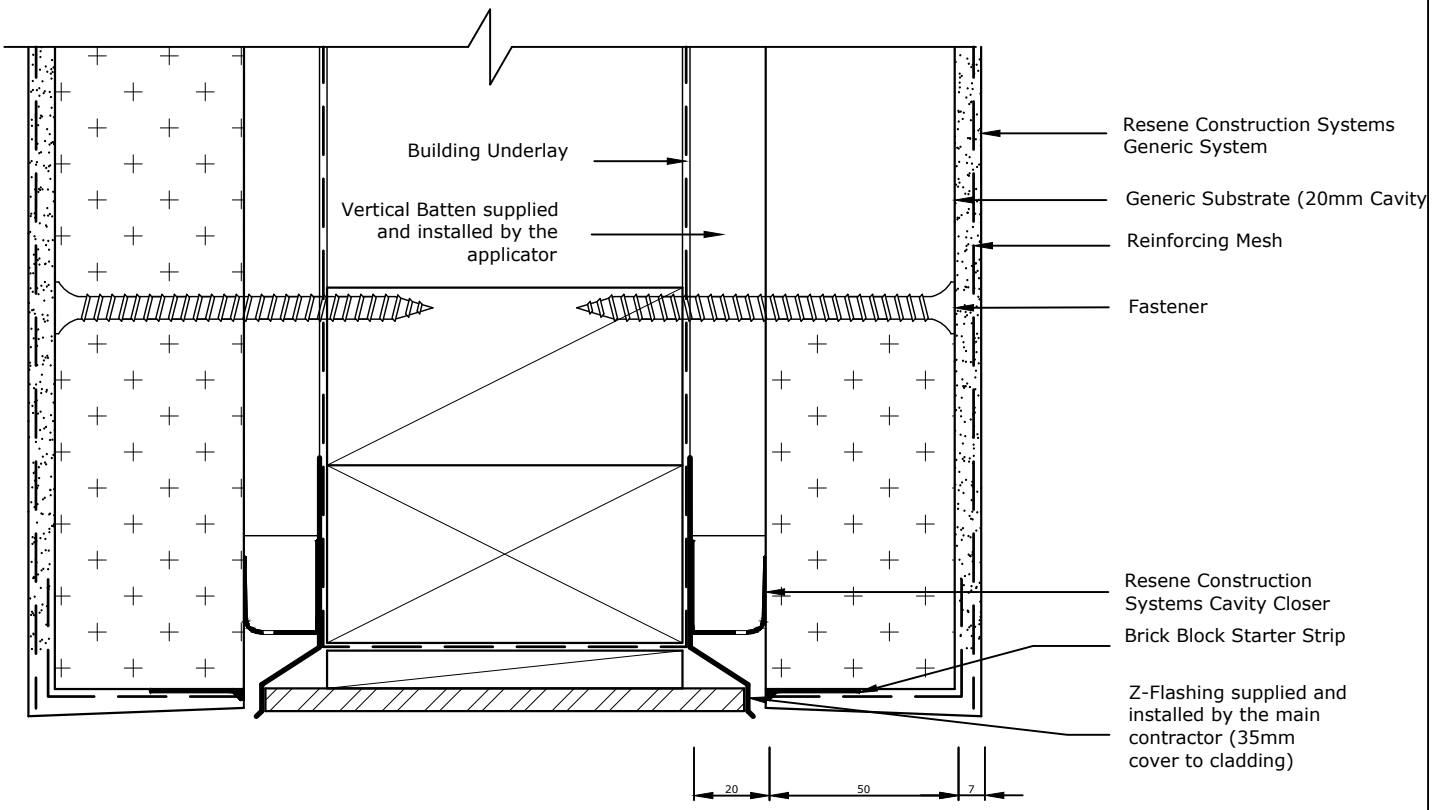

5mm clearance must be maintained between the starter strip and the metal flashing

Metal flashing must be taped to the Building Underlay by the main contractor

Metal Flashing to have a minimum 15° fall

TradeSpec™ and RenderSpec™ are Registered Trademarks, both Documents are available on the Resene Construction Systems

Resene Construction Systems

CONFIDENTIALITY: No part of this publication may be reproduced or transmitted other than the intended use by Resene Construction Systems without written consent from the author.

System
Generic System

Substrate
Generic Substrate (20mm Cavity)

Drawing Name
Soffit Edge or Boxed Beam - Option 3

Scale
1 : 2 @ A4

Date
8 April 2021

Sheet
10.08.22

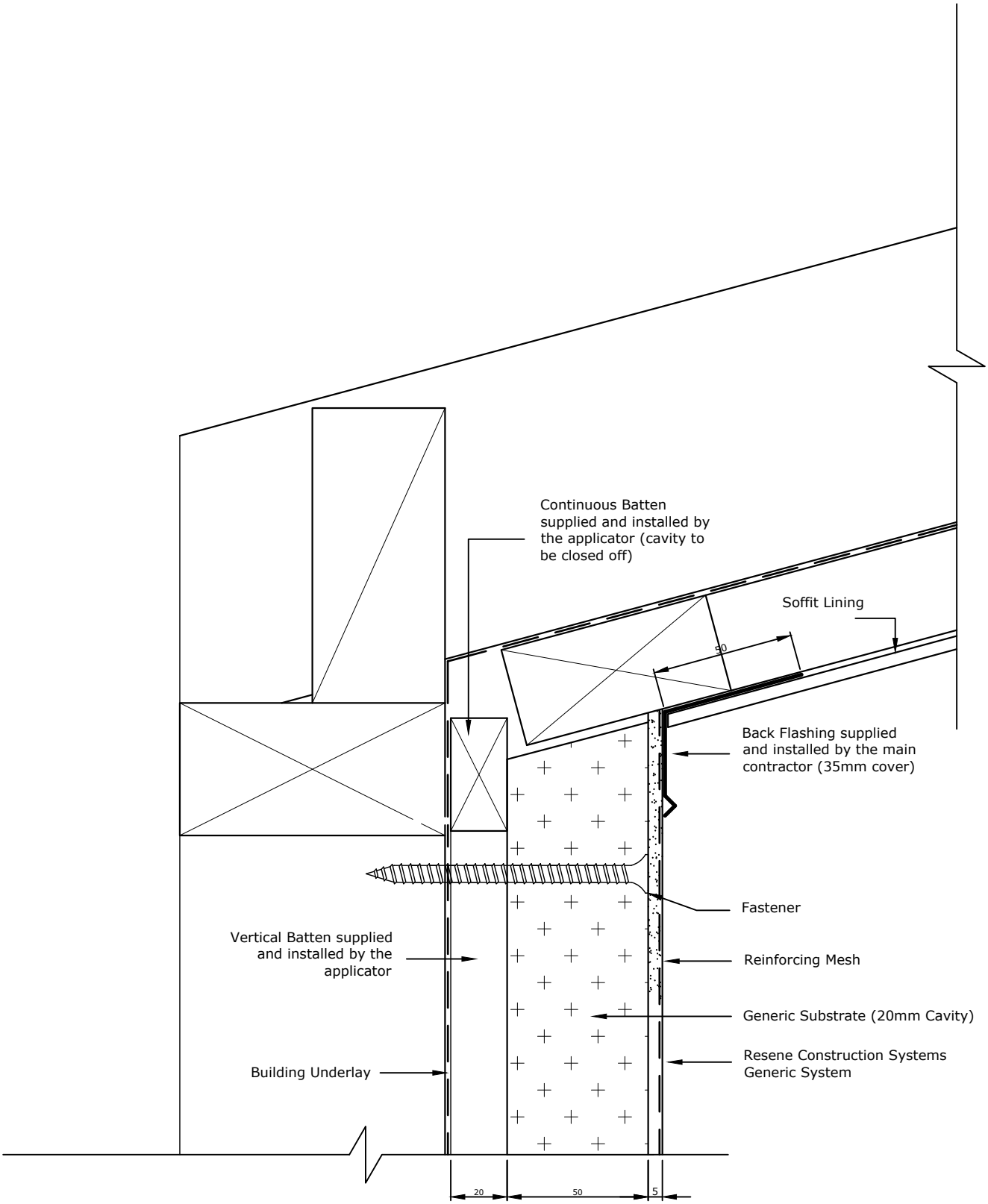

TradeSpec™ and RenderSpec™ are Registered Trademarks, both Documents are available on the Resene Construction Systems website

Resene Construction Systems

CONFIDENTIALITY: No part of this publication may be reproduced or transmitted other than the intended use by Resene Construction Systems without written consent from the author.

System
Generic System

Substrate
Generic Substrate (20mm Cavity)

Drawing Name
Raking Soffit - Option 1

Scale
1 : 2 @ A4

Date
1 November 2017

Sheet
10.08.30

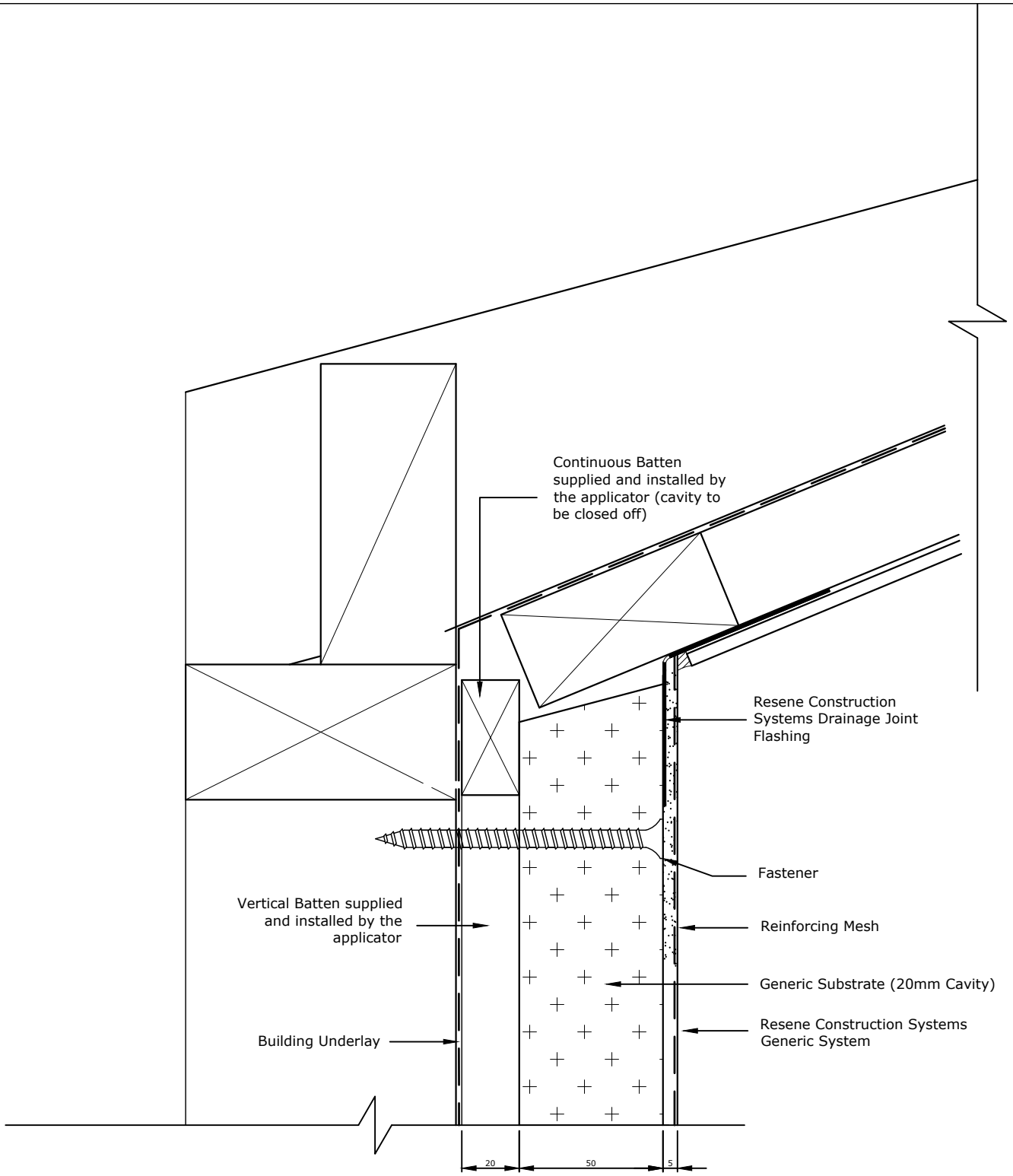

TradeSpec™ and RenderSpec™ are Registered Trademarks, both Documents are available on the Resene Construction Systems

Resene Construction Systems

CONFIDENTIALITY: No part of this publication may be reproduced or transmitted other than the intended use by Resene Construction Systems without written consent from the author.

System
Generic System

Substrate
Generic Substrate (20mm Cavity)

Drawing Name
Raking Soffit - Option 2

Scale
1 : 2 @ A4

Date
8 August 2022

Sheet
10.08.31

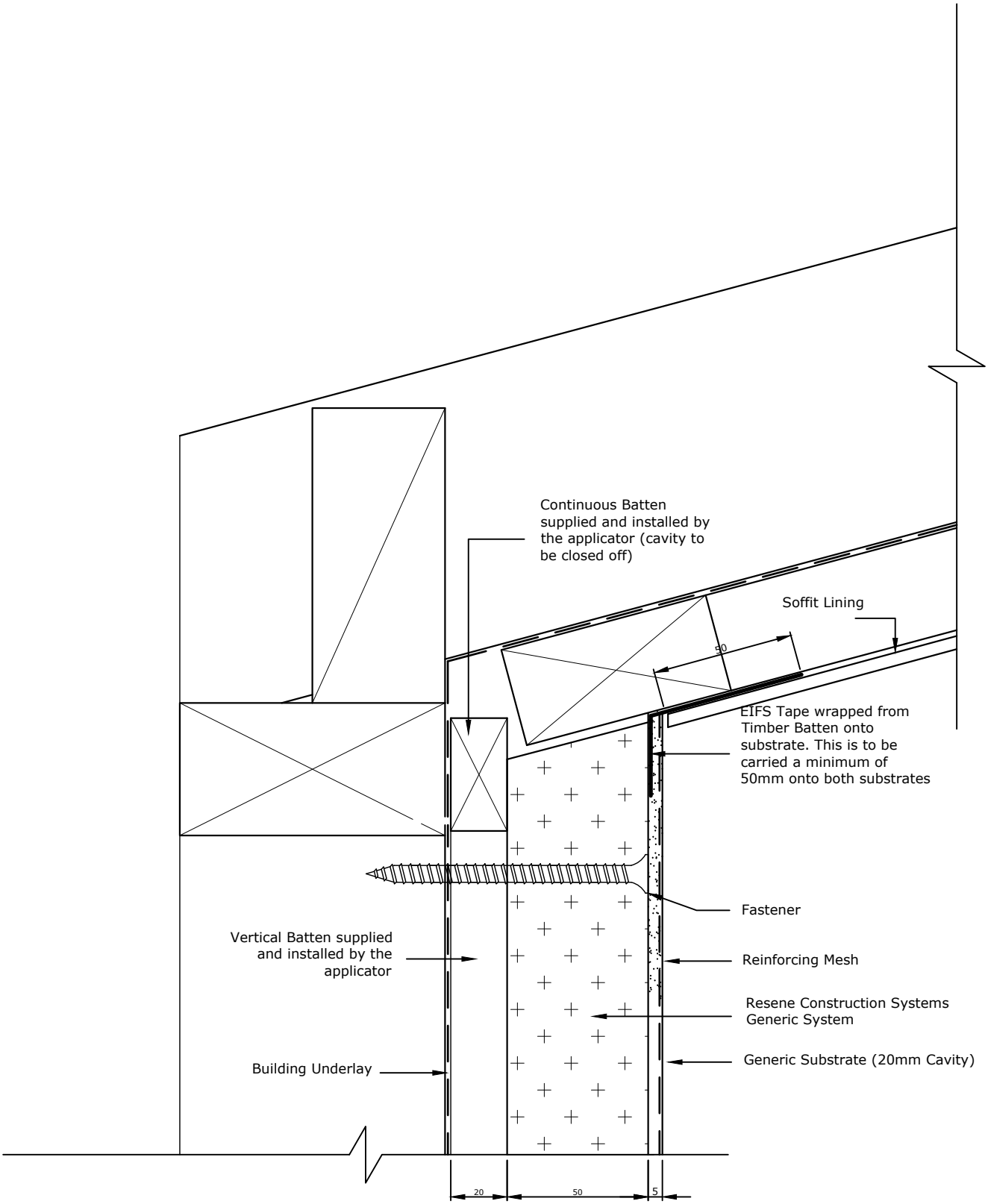

TradeSpec™ and RenderSpec™ are Registered Trademarks, both Documents are available on the Resene Construction Systems website

Resene Construction Systems

CONFIDENTIALITY: No part of this publication may be reproduced or transmitted other than the intended use by Resene Construction Systems without written consent from the author.

System
Generic System

Substrate
Generic Substrate (20mm Cavity)

Drawing Name
Raking Soffit - Option 2

Scale
1 : 2 @ A4

Date
1 November 2017

Sheet
10.08.31

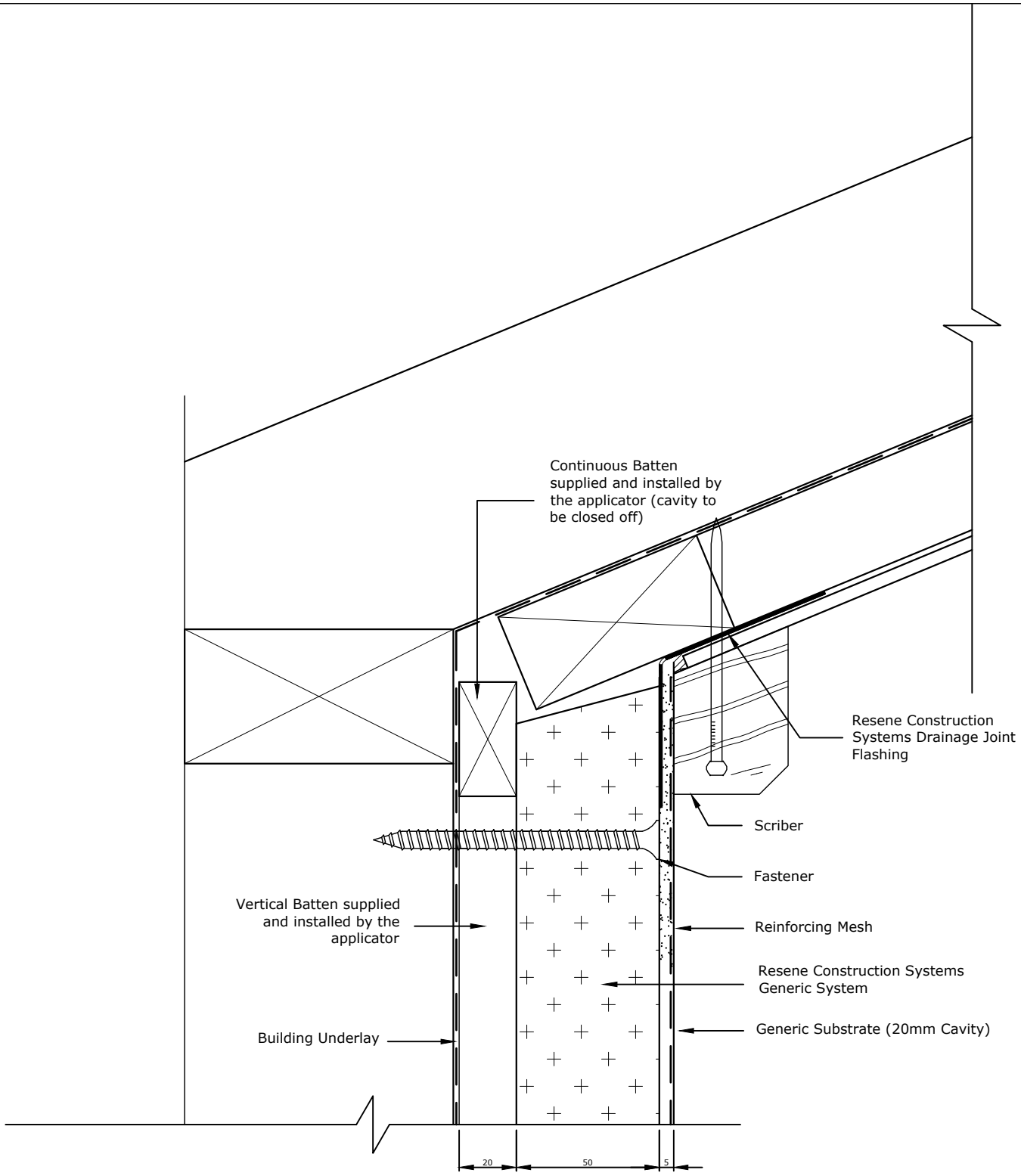

TradeSpec™ and RenderSpec™ are Registered Trademarks, both Documents are available on the Resene Construction Systems

Resene Construction Systems

CONFIDENTIALITY: No part of this publication may be reproduced or transmitted other than the intended use by Resene Construction Systems without written consent from the author.

System
Generic System

Substrate
Generic Substrate (20mm Cavity)

Drawing Name
Raking Soffit - Option 4

Scale
1 : 2 @ A4

Date
8 August 2022

Sheet
10.08.33

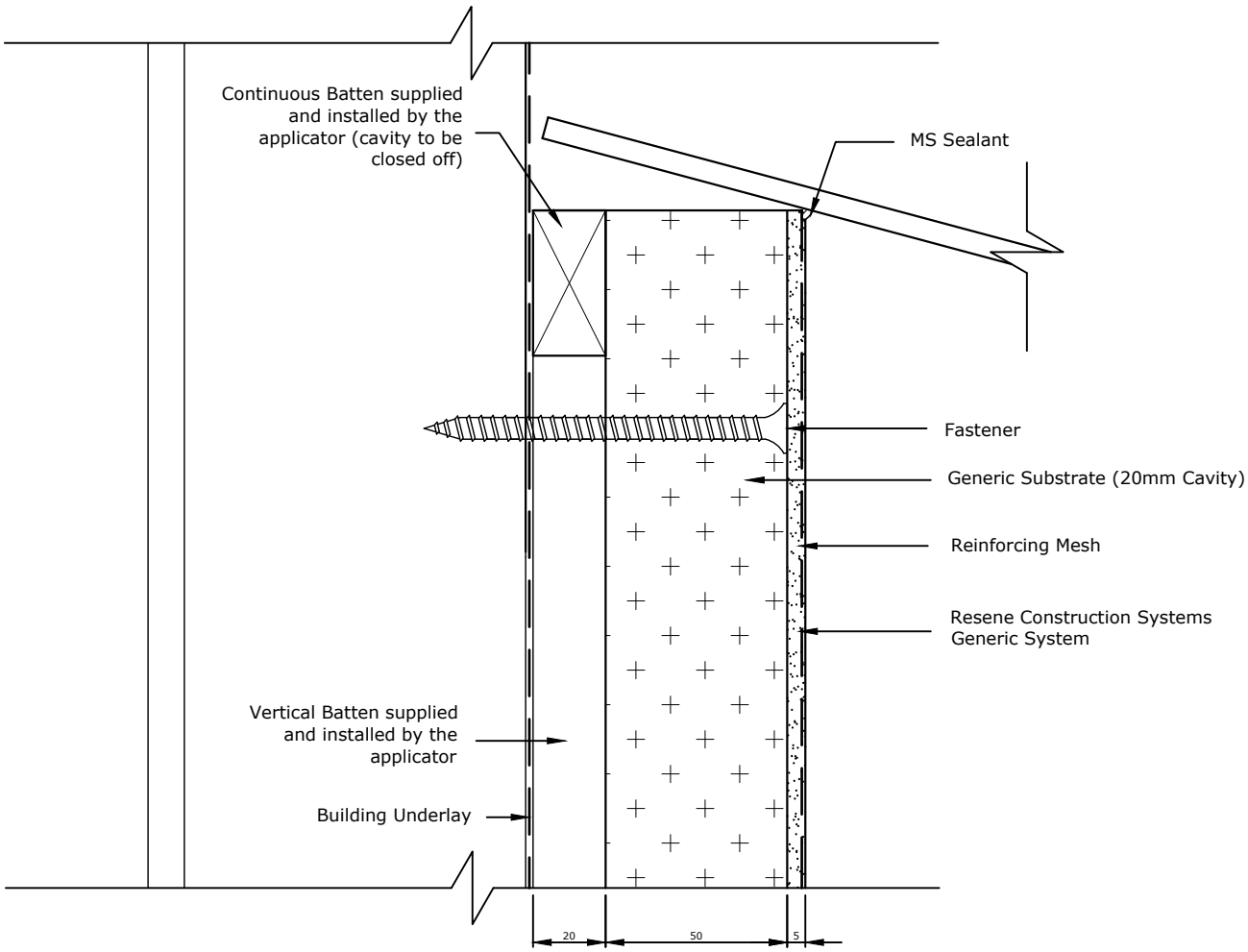

TradeSpec™ and RenderSpec™ are Registered Trademarks, both Documents are available on the Resene Construction Systems

Resene Construction Systems

CONFIDENTIALITY: No part of this publication may be reproduced or transmitted other than the intended use by Resene Construction Systems without written consent from the author.

System
Generic System

Substrate
Generic Substrate (20mm Cavity)

Drawing Name
Sloping Soffit

Scale
1 : 2 @ A4

Date
1 November 2017

Sheet
10.08.35

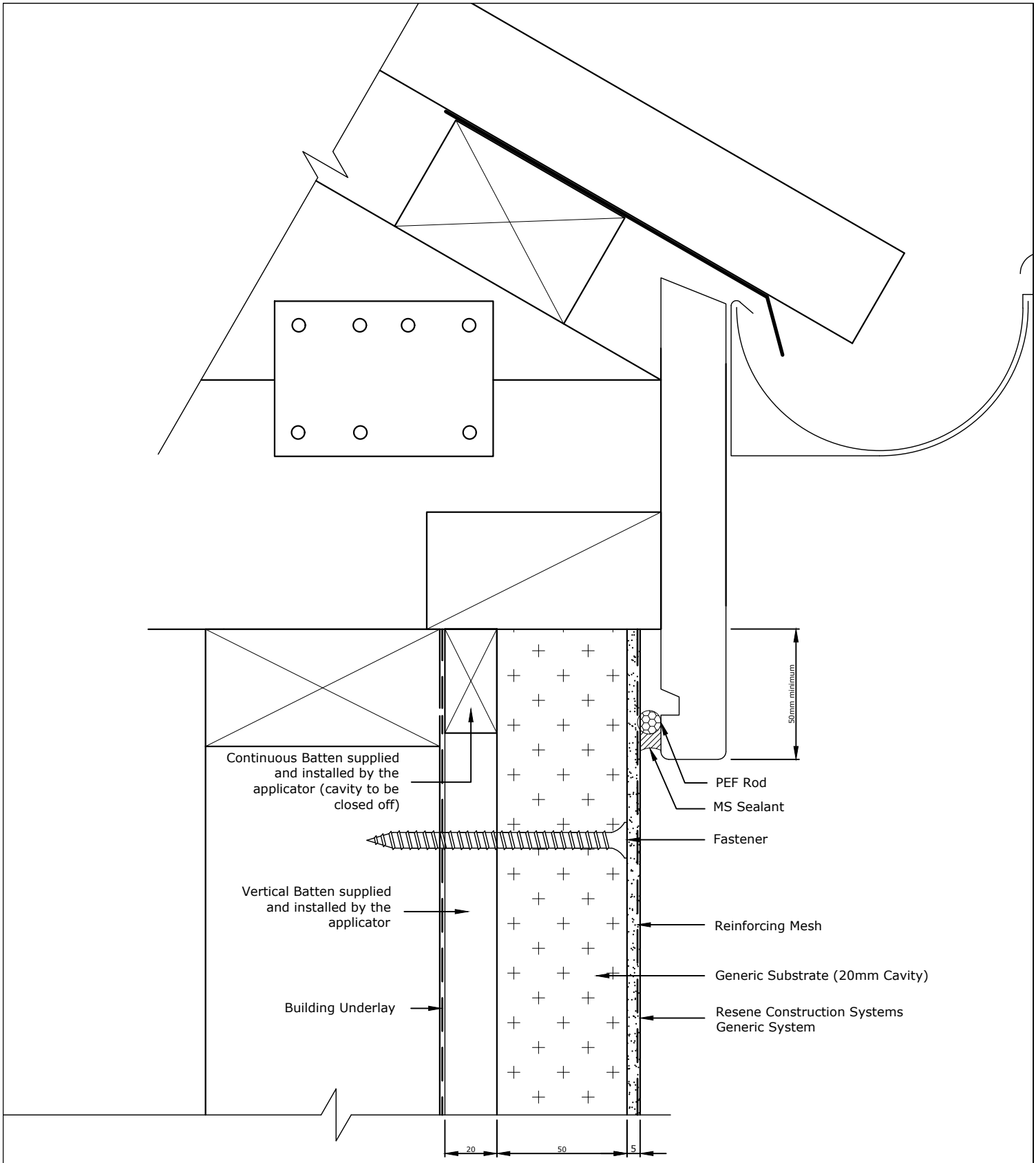

TradeSpec™ and RenderSpec™ are Registered Trademarks, both Documents are available on the Resene Construction Systems website

Resene Construction Systems

CONFIDENTIALITY: No part of this publication may be reproduced or transmitted other than the intended use by Resene Construction Systems without written consent from the author.

System
Generic System

Scale
1 : 2 @ A4

Substrate
Generic Substrate (20mm Cavity)

Date
1 November 2017

Drawing Name
Face Fixed Fascia - Option 1

Sheet
10.08.40

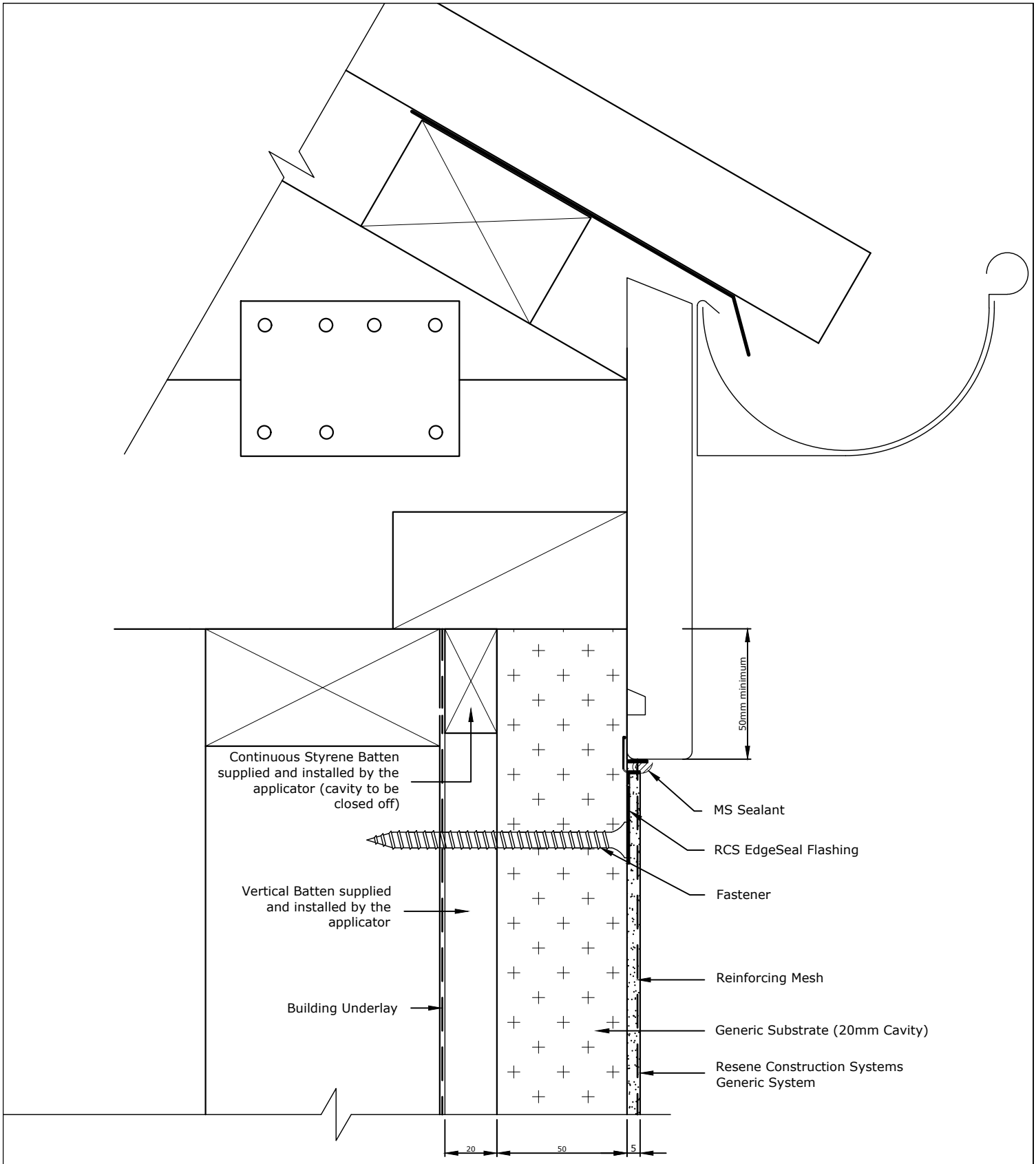

The RCS EdgeSeal Flashing holds a patent for its innovative design - Patent # 582317
TradeSpec™ and RenderSpec™ are Registered Trademarks, both Documents are available on the Resene Construction Systems website

Resene Construction Systems

CONFIDENTIALITY: No part of this publication may be reproduced or transmitted other than the intended use by Resene Construction Systems without written consent from the author.

System
Generic System

Substrate
Generic Substrate (20mm Cavity)

Drawing Name
Face Fixed Fascia - Option 2

Scale
1 : 2 @ A4

Date
1 November 2017

Sheet
10.08.41

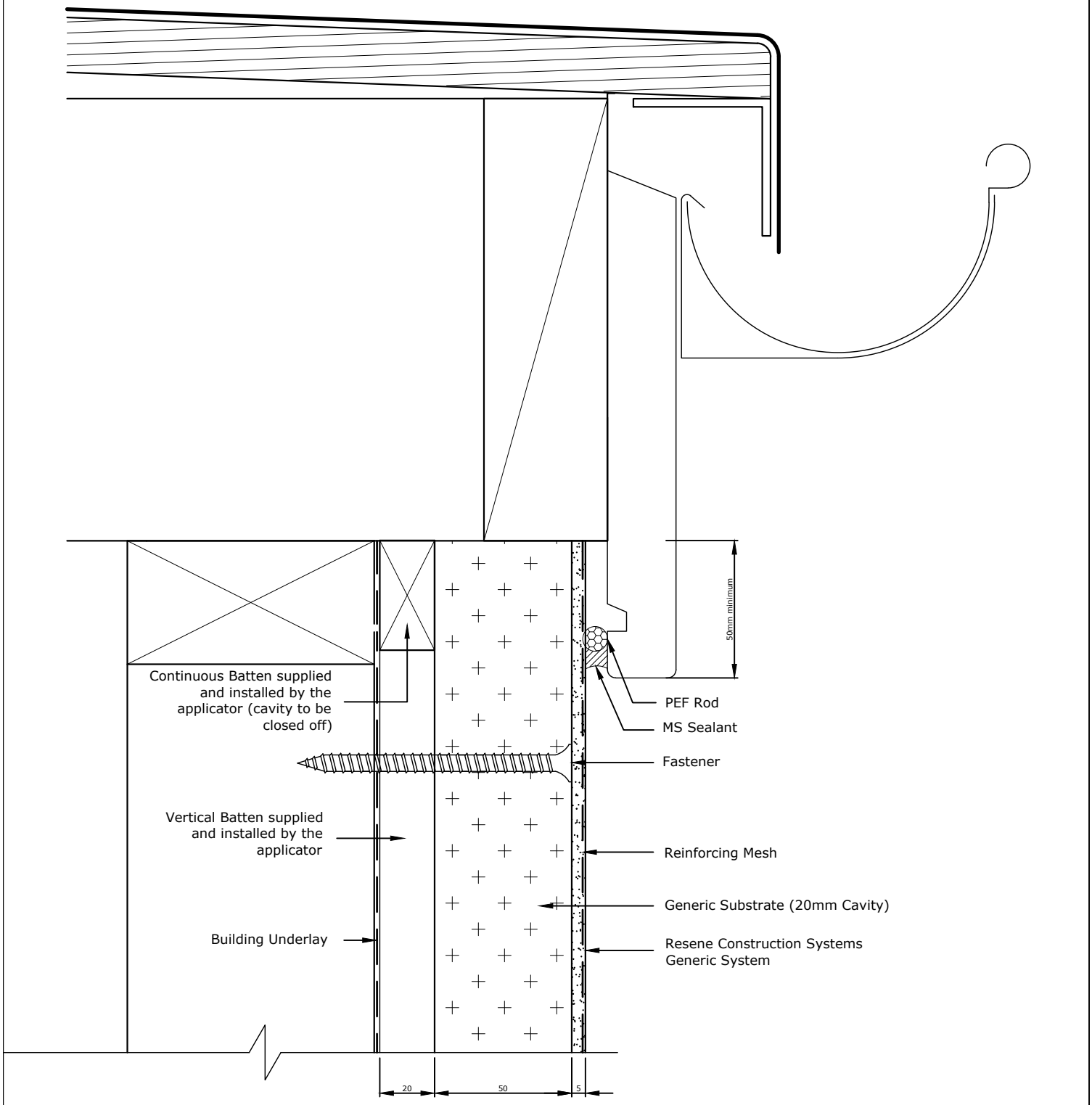

TradeSpec™ and RenderSpec™ are Registered Trademarks, both Documents are available on the Resene Construction Systems website

Resene Construction Systems

CONFIDENTIALITY: No part of this publication may be reproduced or transmitted other than the intended use by Resene Construction Systems without written consent from the author.

System
Generic System

Scale
1 : 2 @ A4

Substrate
Generic Substrate (20mm Cavity)

Date
1 November 2017

Drawing Name
Face Fixed Fascia - Option 3

Sheet
10.08.42

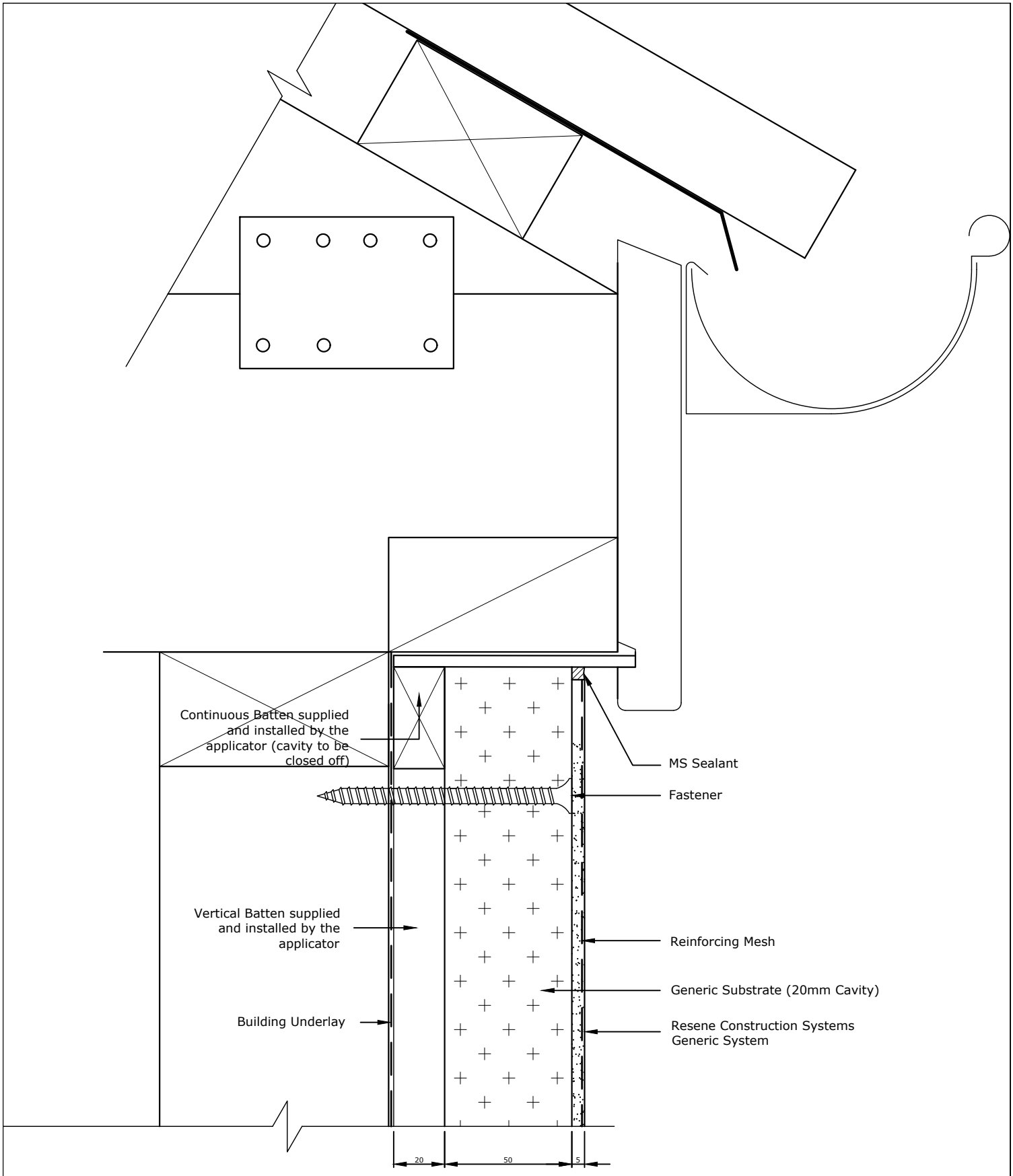

TradeSpec™ and RenderSpec™ are Registered Trademarks, both Documents are available on the Resene Construction Systems

Resene Construction Systems

CONFIDENTIALITY: No part of this publication may be reproduced or transmitted other than the intended use by Resene Construction Systems without written consent from the author.

System
Generic System

Substrate
Generic Substrate (20mm Cavity)

Drawing Name
Face Fixed Fascia - Option 4

Scale
1 : 2 @ A4

Date
1 November 2017

Sheet
10.08.43

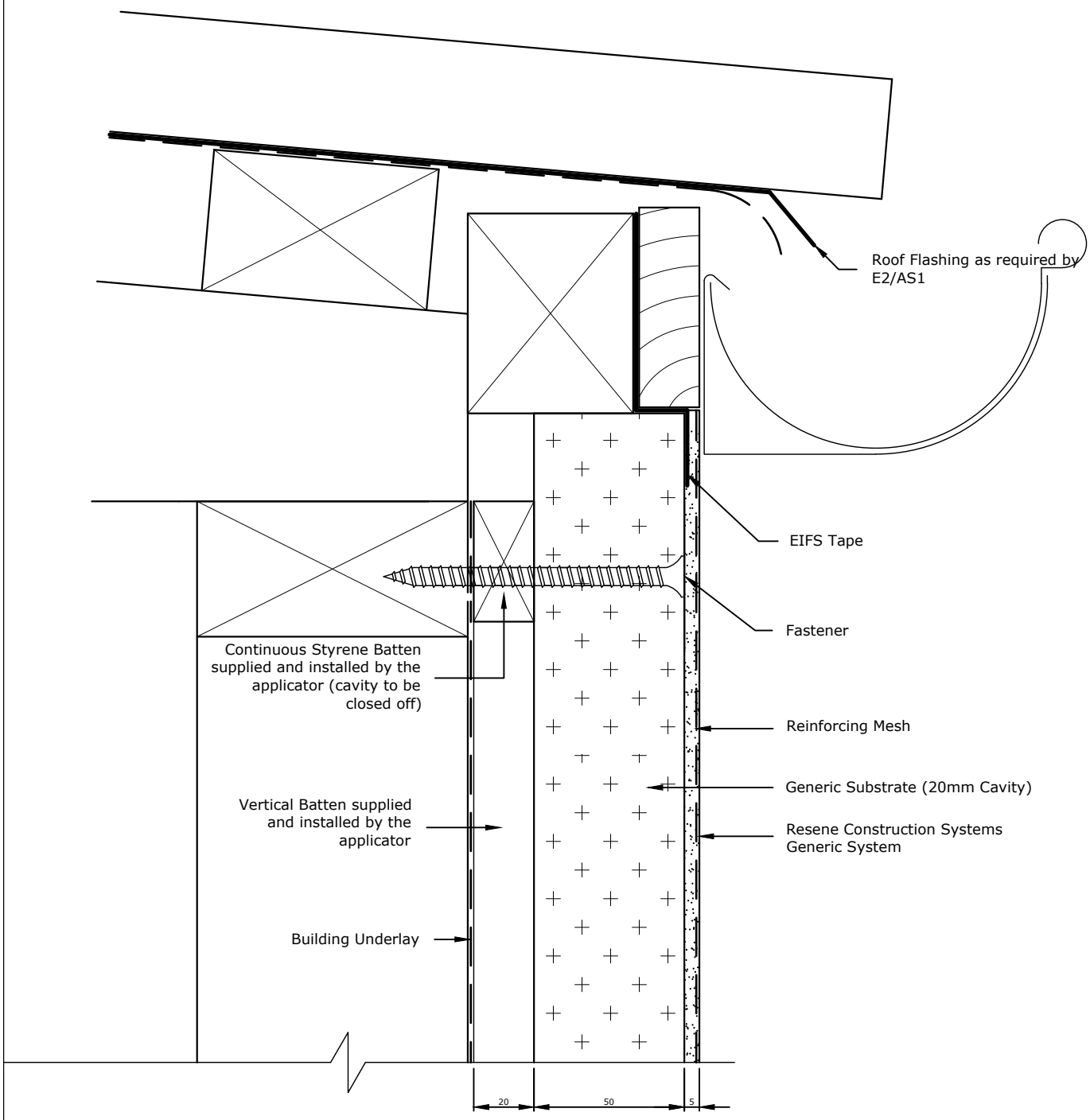

TradeSpec™ and RenderSpec™ are Registered Trademarks, both Documents are available on the Resene Construction Systems

Resene Construction Systems

CONFIDENTIALITY: No part of this publication may be reproduced or transmitted other than the intended use by Resene Construction Systems without written consent from the author.

System
Generic System

Scale
1 : 2 @ A4

Substrate
Generic Substrate (20mm Cavity)

Date
1 November 2017

Drawing Name
Face Fixed Fascia - Option 5

Sheet
10.08.44

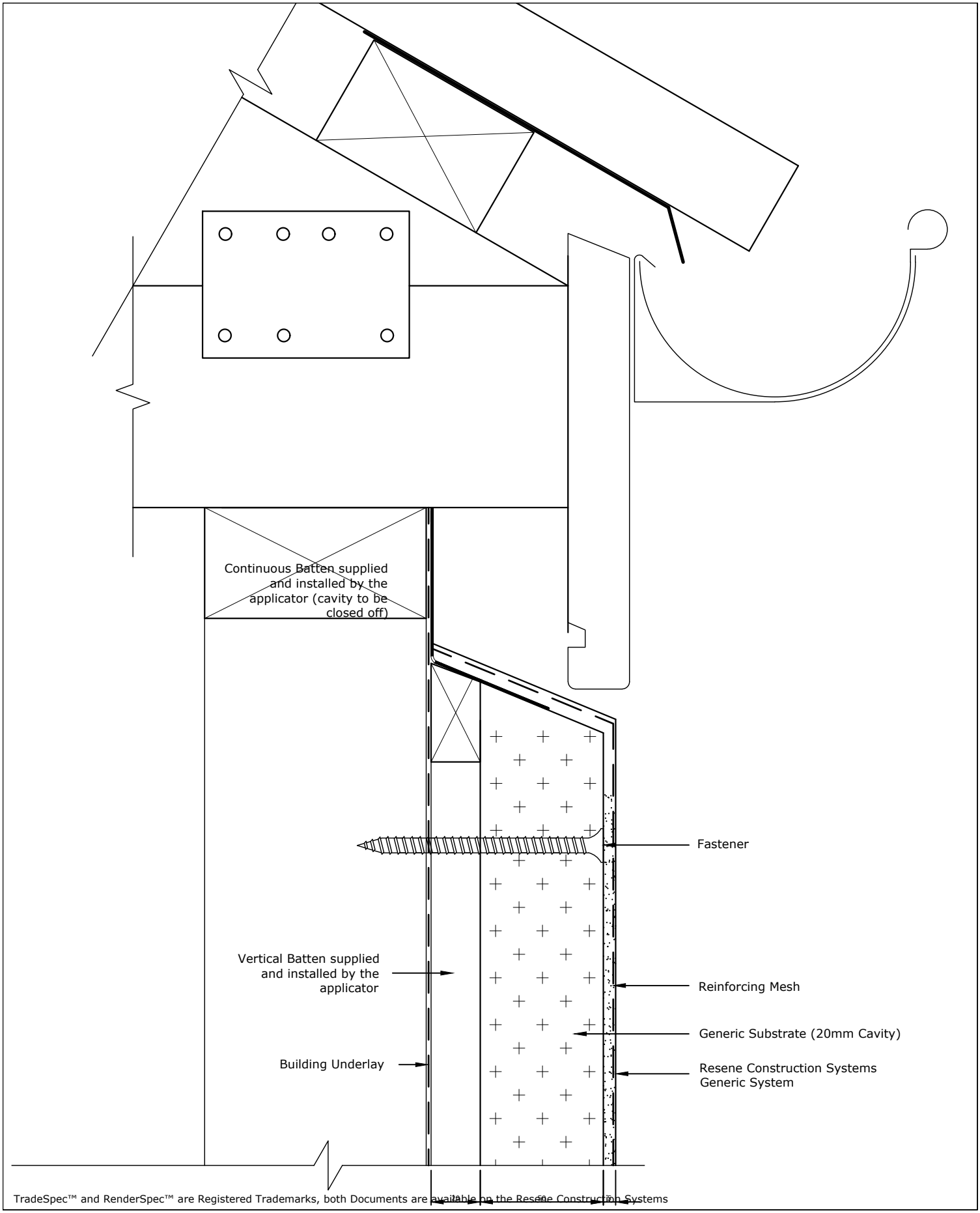

TradeSpec™ and RenderSpec™ are Registered Trademarks, both Documents are available on the Resene Construction Systems

Resene Construction Systems

CONFIDENTIALITY: No part of this publication may be reproduced or transmitted other than the intended use by Resene Construction Systems without written consent from the author.

System
Generic System

Substrate
Generic Substrate (20mm Cavity)

Drawing Name
Face Fixed Fascia - Option 6

Scale
1 : 2 @ A4

Date
8 August 2022

Sheet
10.08.45

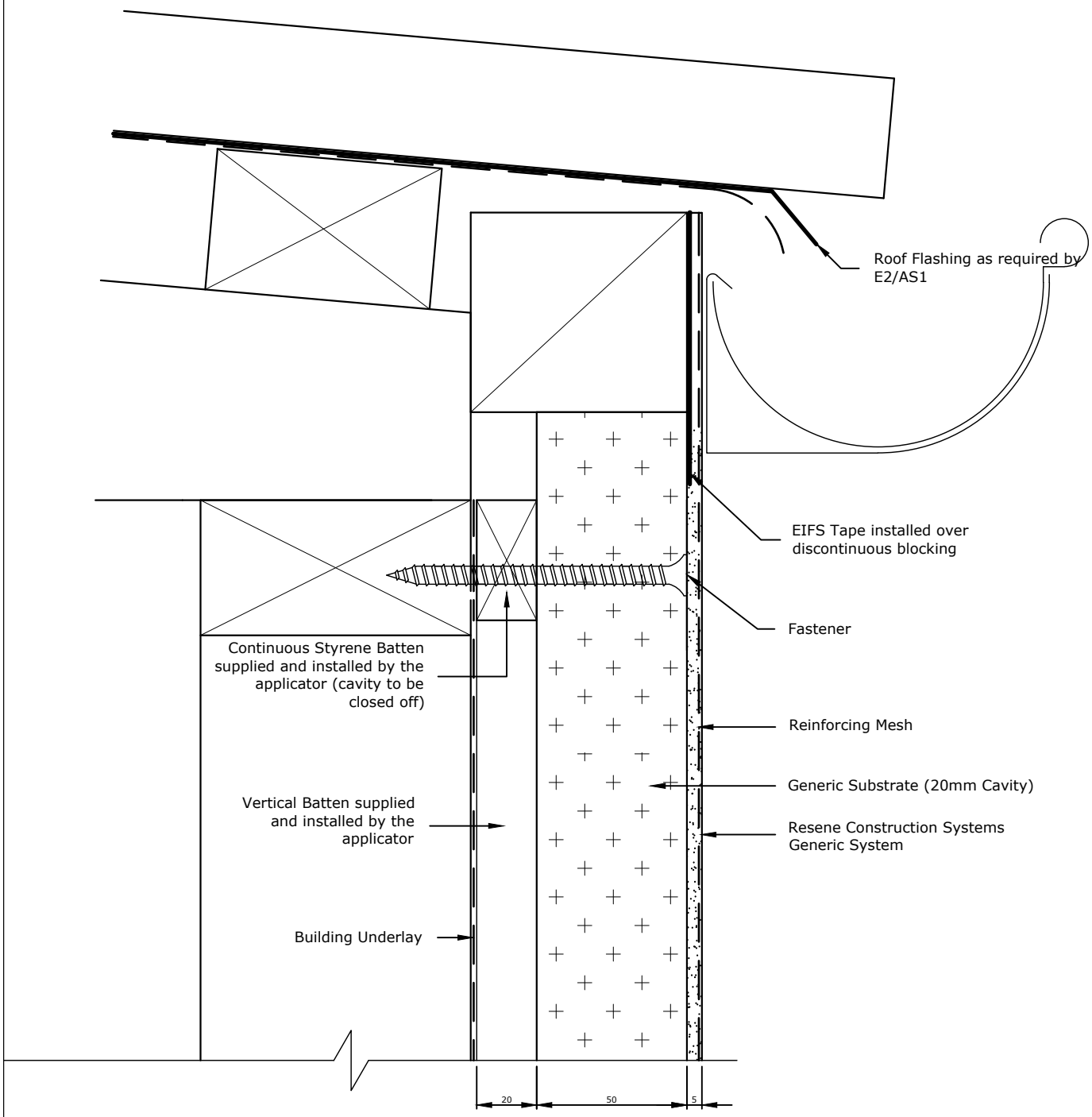

TradeSpec™ and RenderSpec™ are Registered Trademarks, both Documents are available on the Resene Construction Systems

Resene Construction Systems

CONFIDENTIALITY: No part of this publication may be reproduced or transmitted other than the intended use by Resene Construction Systems without written consent from the author.

System
Generic System

Substrate
Generic Substrate (20mm Cavity)

Drawing Name
Face Fixed Fascia - Option 7

Scale
1 : 2 @ A4

Date
1 November 2017

Sheet
10.08.46

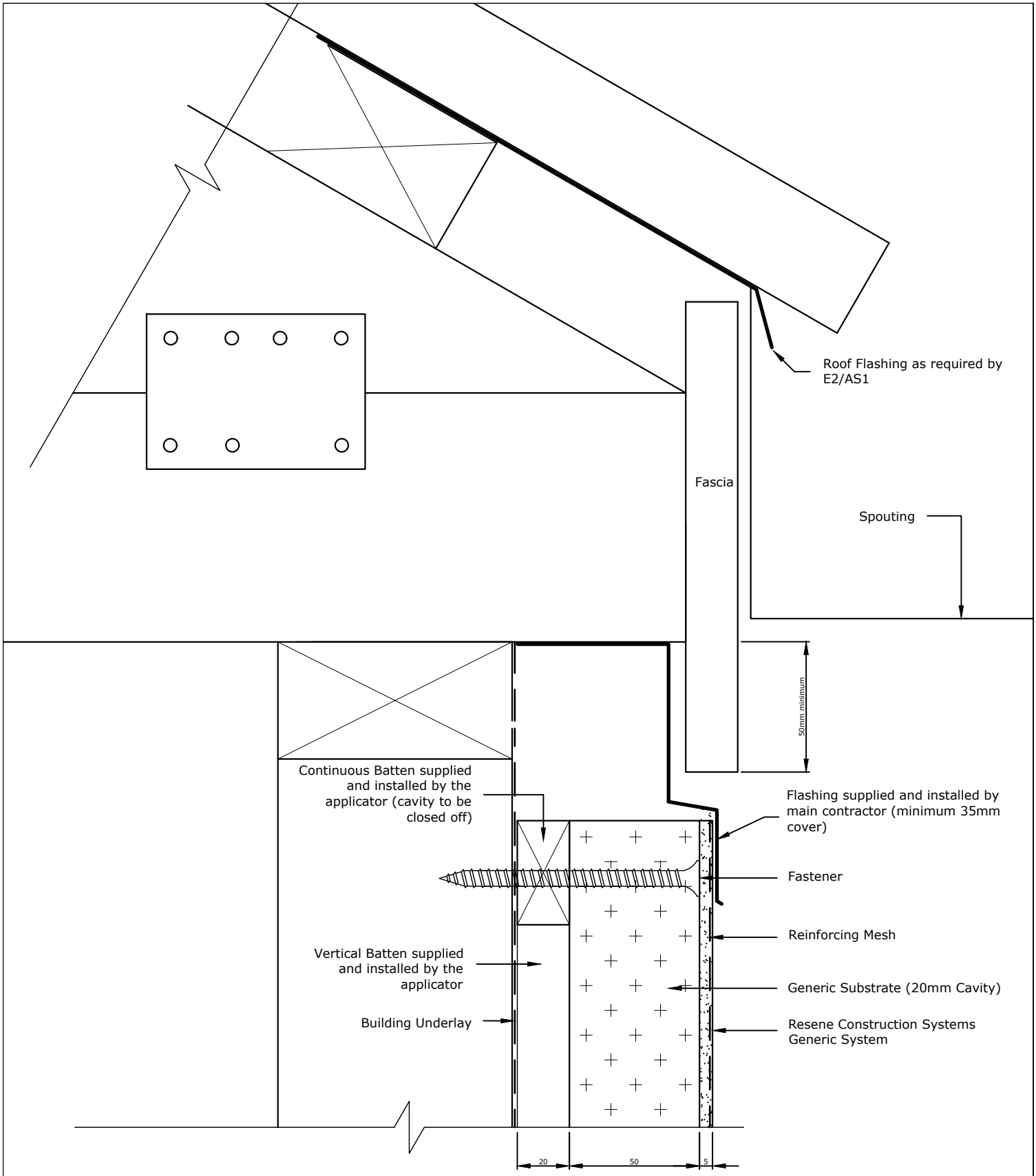

TradeSpec™ and RenderSpec™ are Registered Trademarks, both Documents are available on the Resene Construction Systems

Resene Construction Systems

CONFIDENTIALITY: No part of this publication may be reproduced or transmitted other than the intended use by Resene Construction Systems without written consent from the author.

System
Generic System

Substrate
Generic Substrate (20mm Cavity)

Drawing Name
Face Fixed Fascia - Existing Fasica - Option 1

Scale
1 : 2 @ A4

Date
21 November 2023

Sheet
10.08.47

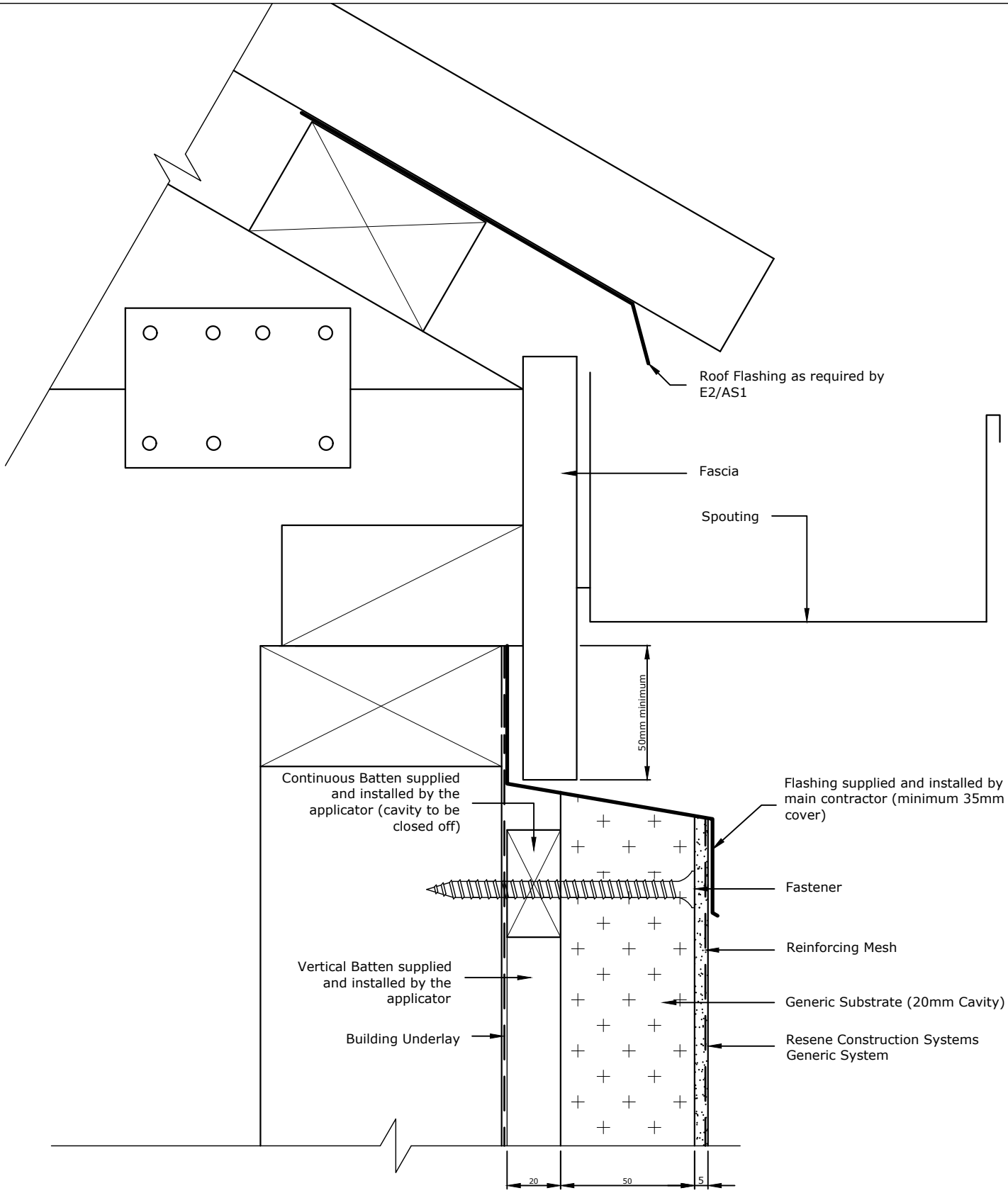

TradeSpec™ and RenderSpec™ are Registered Trademarks, both Documents are available on the Resene Construction Systems

Resene Construction Systems

CONFIDENTIALITY: No part of this publication may be reproduced or transmitted other than the intended use by Resene Construction Systems without written consent from the author.

System
Generic System

Substrate
Generic Substrate (20mm Cavity)

Drawing Name
Face Fixed Fascia - Existing Fascia - Option 2

Scale
1 : 2 @ A4

Date
1 November 2017

Sheet
10.08.48

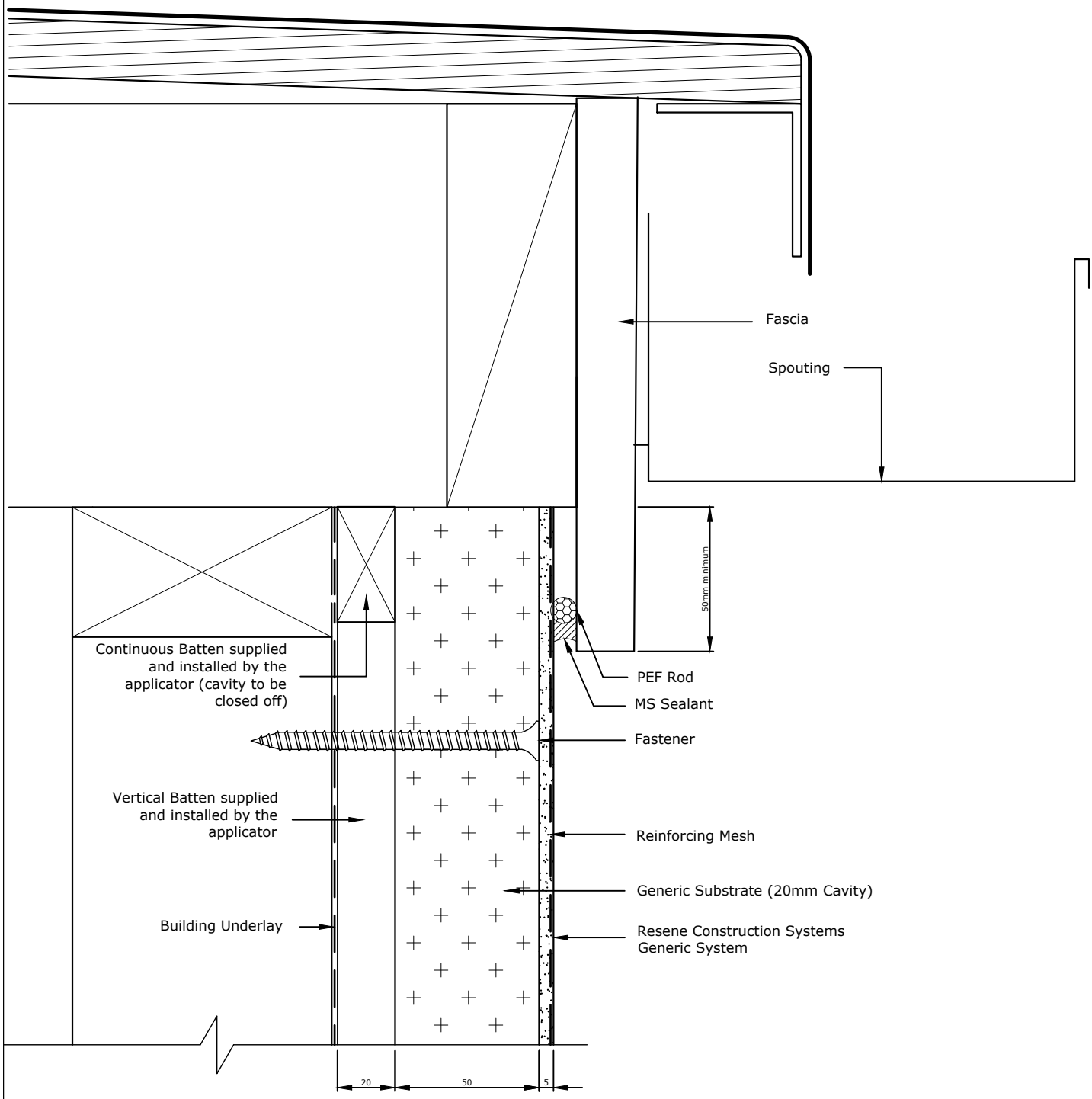

TradeSpec™ and RenderSpec™ are Registered Trademarks, both Documents are available on the Resene Construction Systems

Resene Construction Systems

CONFIDENTIALITY: No part of this publication may be reproduced or transmitted other than the intended use by Resene Construction Systems without written consent from the author.

System
Generic System

Substrate
Generic Substrate (20mm Cavity)

Drawing Name
Face Fixed Fascia - Membrane Roof

Scale
1 : 2 @ A4

Date
1 November 2017

Sheet
10.08.49

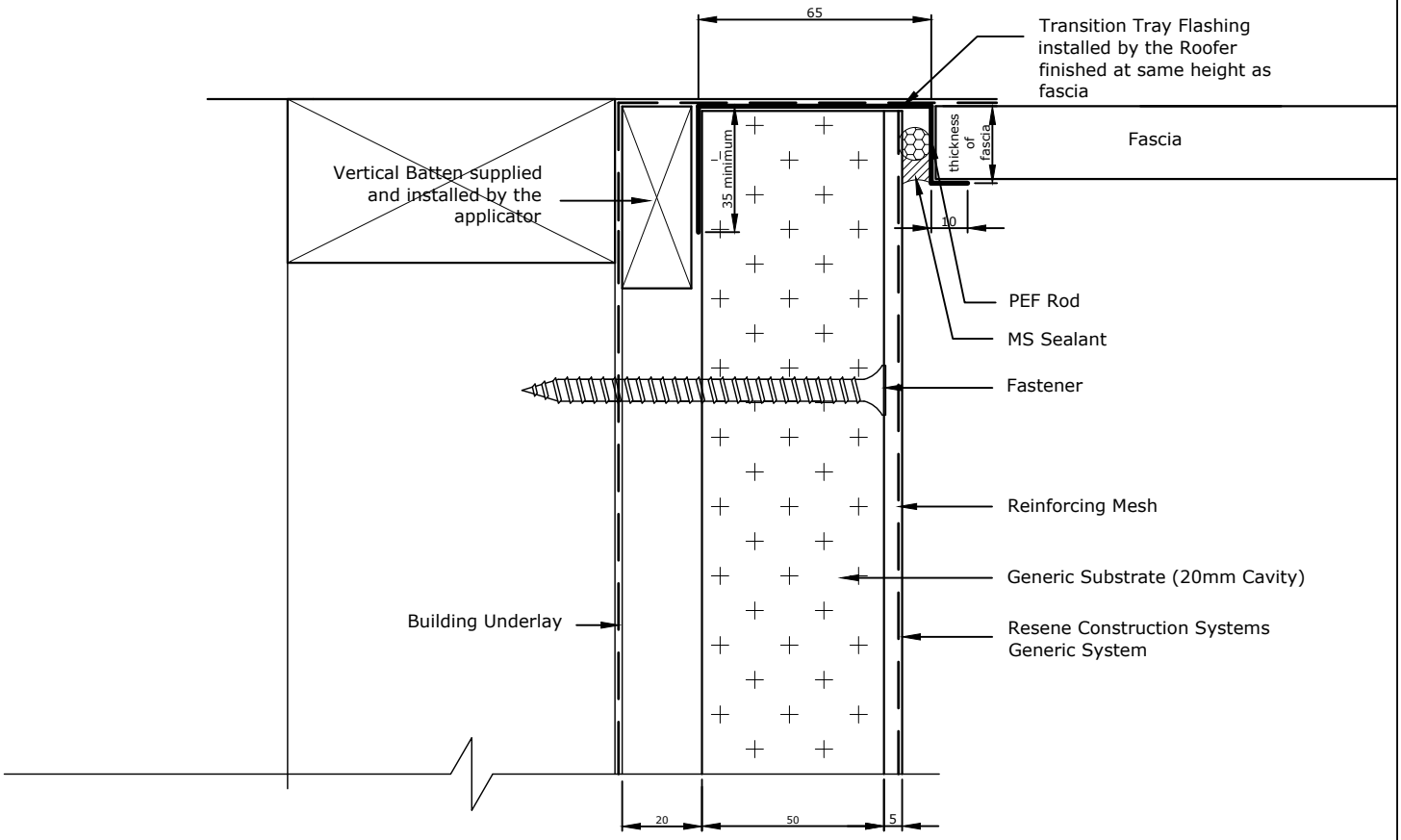

TradeSpec™ and RenderSpec™ are Registered Trademarks, both Documents are available on the Resene Construction Systems

Resene Construction Systems

CONFIDENTIALITY: No part of this publication may be reproduced or transmitted other than the intended use by Resene Construction Systems without written consent from the author.

System
Generic System

Substrate
Generic Substrate (20mm Cavity)

Drawing Name
Fascia Transition Tray - Corner

Scale
1 : 2 @ A4

Date
1 November 2017

Sheet
10.08.50

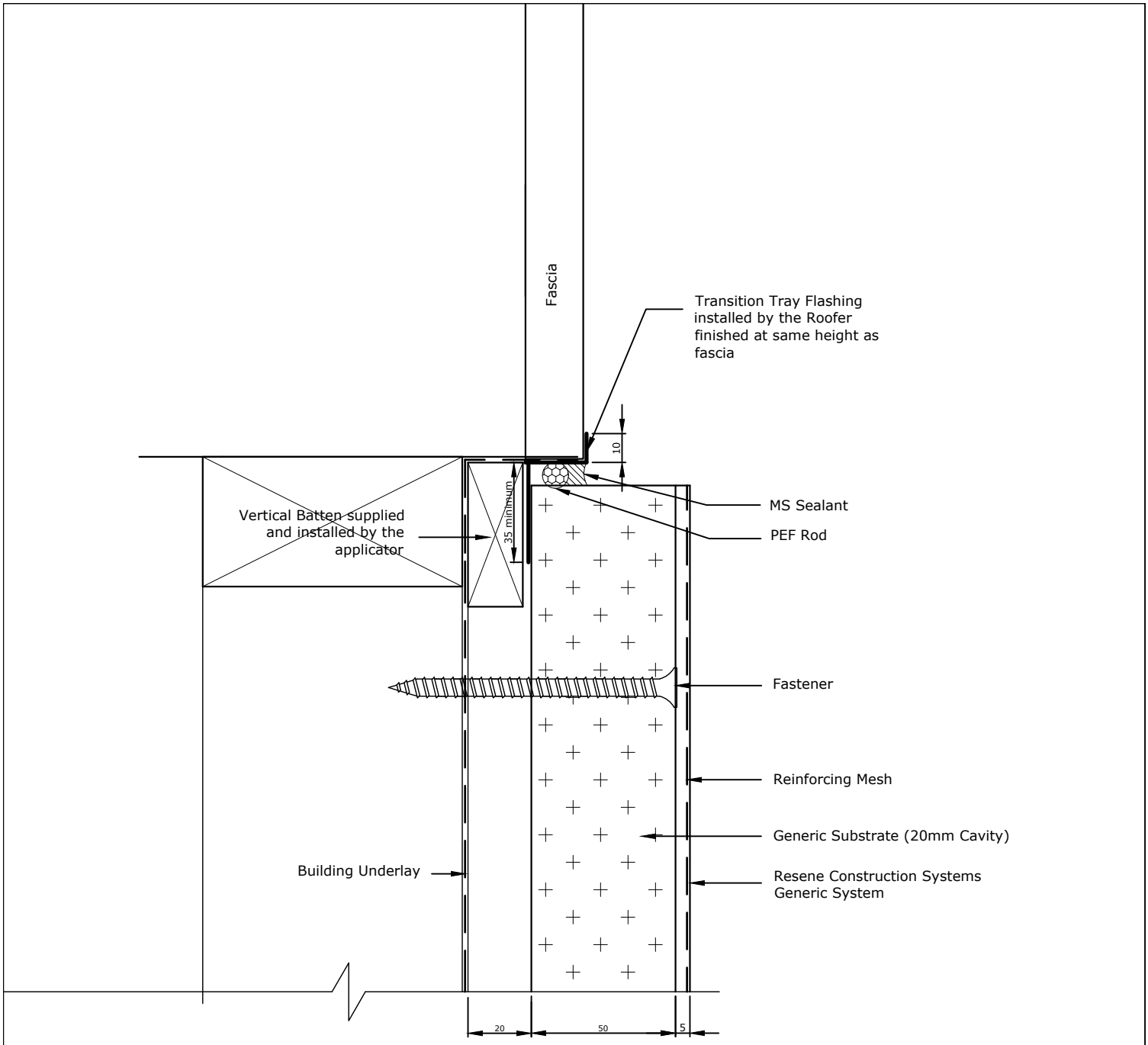

TradeSpec™ and RenderSpec™ are Registered Trademarks, both Documents are available on the Resene Construction Systems

Resene Construction Systems

CONFIDENTIALITY: No part of this publication may be reproduced or transmitted other than the intended use by Resene Construction Systems without written consent from the author.

System
Generic System

Scale
1 : 2 @ A4

Substrate
Generic Substrate (20mm Cavity)

Date
1 November 2017

Drawing Name
Fascia Transition Tray - In Line

Sheet
10.08.51

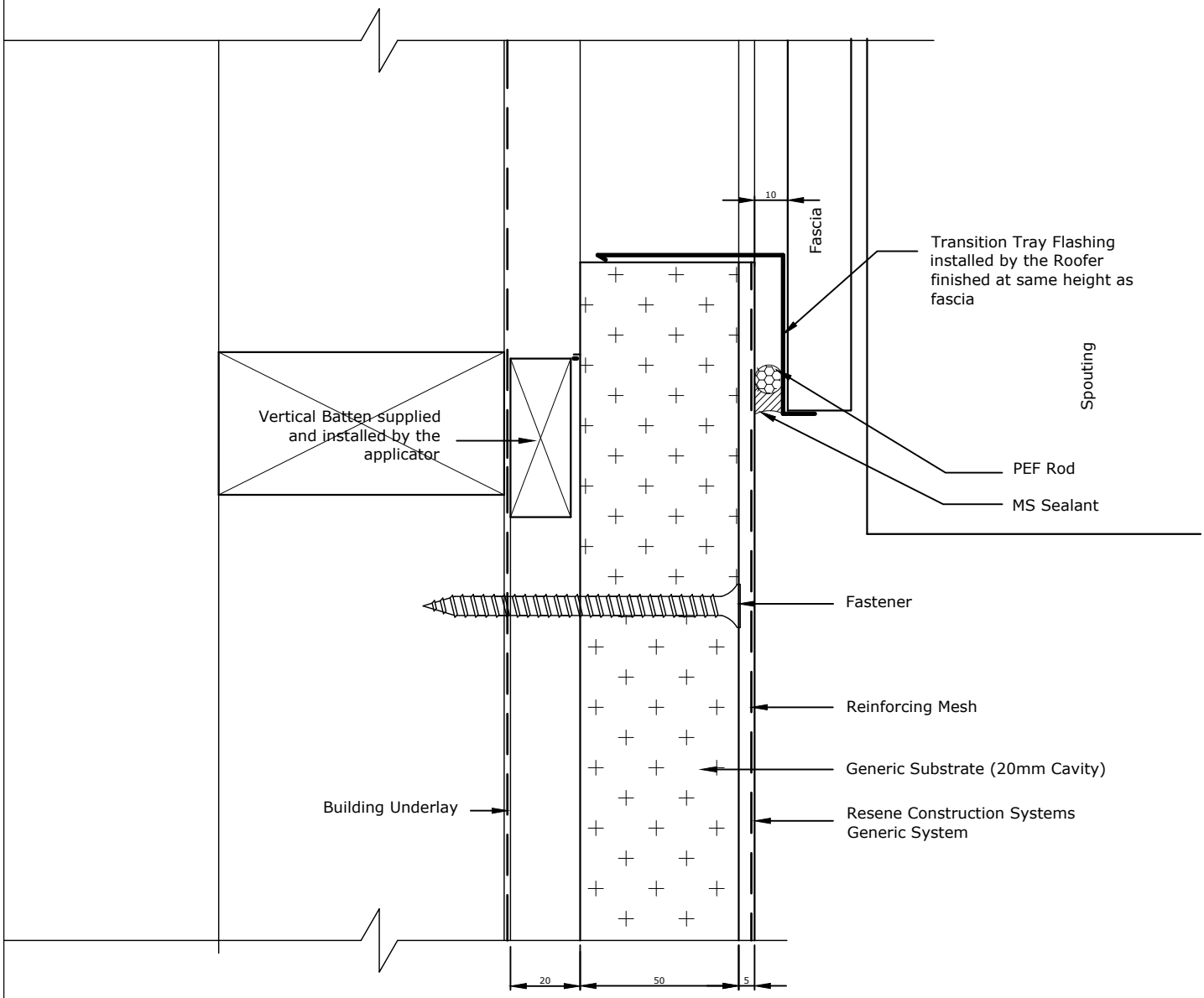

TradeSpec™ and RenderSpec™ are Registered Trademarks, both Documents are available on the Resene Construction Systems

Resene Construction Systems

CONFIDENTIALITY: No part of this publication may be reproduced or transmitted other than the intended use by Resene Construction Systems without written consent from the author.

System
Generic System

Substrate
Generic Substrate (20mm Cavity)

Drawing Name
Fascia Transition Tray - In Line - Option 1

Scale
1 : 2 @ A4

Date
3 September 2020

Sheet
10.08.53

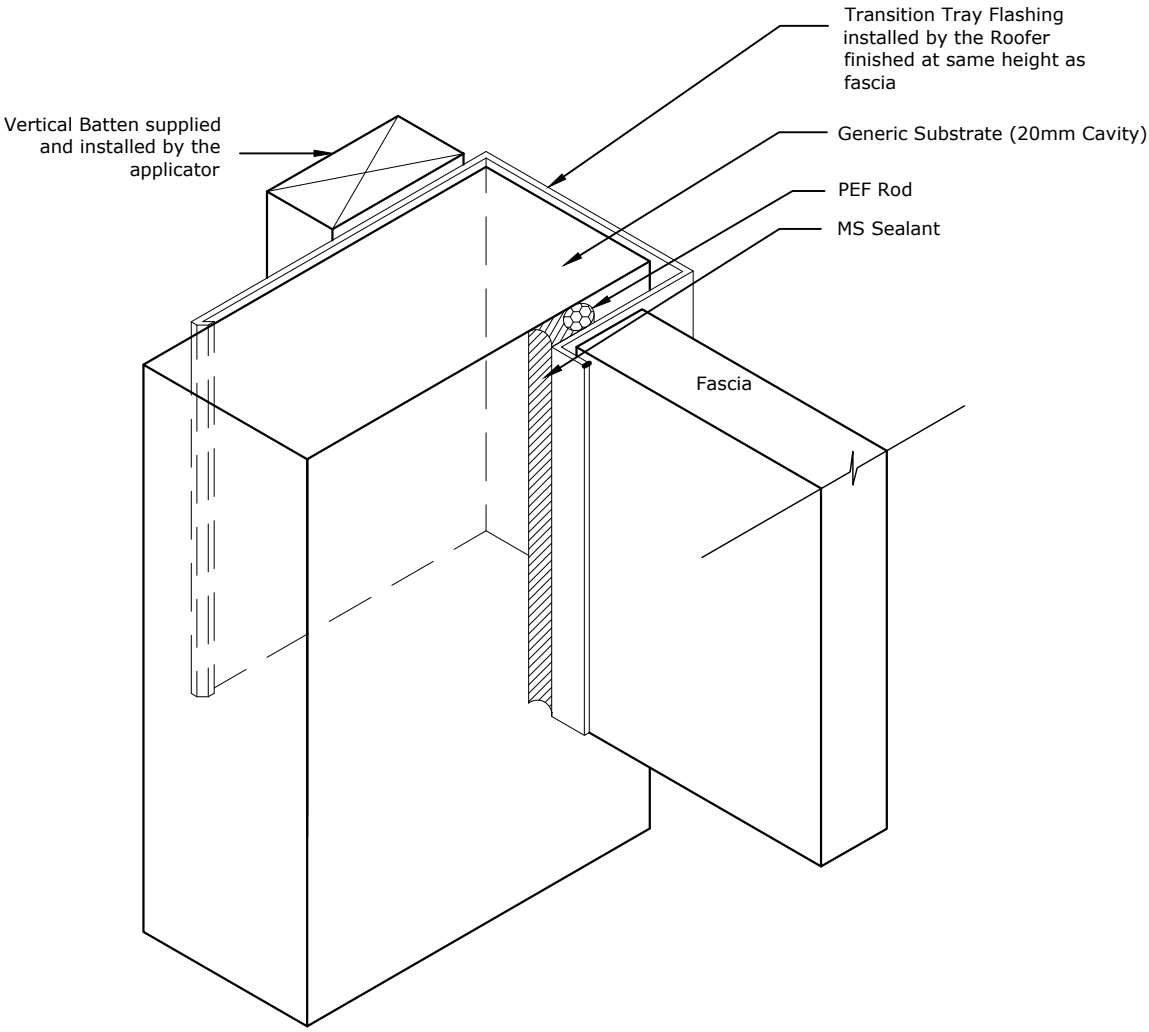

TradeSpec™ and RenderSpec™ are Registered Trademarks, both Documents are available on the Resene Construction Systems

Resene Construction Systems

CONFIDENTIALITY: No part of this publication may be reproduced or transmitted other than the intended use by Resene Construction Systems without written consent from the author.

System
Generic System

Substrate
Generic Substrate (20mm Cavity)

Drawing Name
Fascia Transition Tray - Corner Isometric

Scale
1 : 2 @ A4

Date
1 November 2017

Sheet
10.08.55

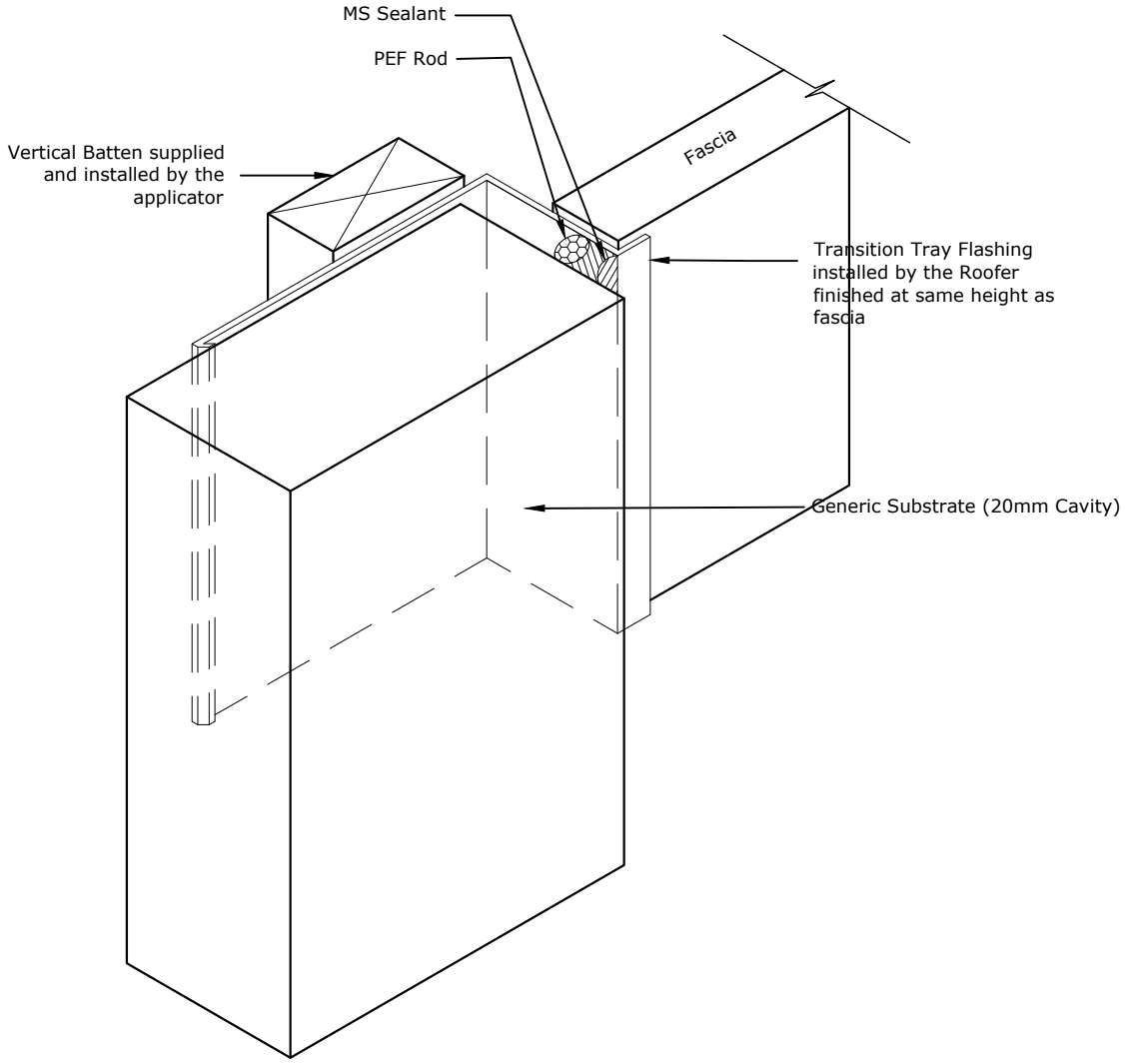

TradeSpec™ and RenderSpec™ are Registered Trademarks, both Documents are available on the Resene Construction Systems

Resene Construction Systems

CONFIDENTIALITY: No part of this publication may be reproduced or transmitted other than the intended use by Resene Construction Systems without written consent from the author.

System
Generic System

Substrate
Generic Substrate (20mm Cavity)

Drawing Name
Fascia Transition Tray - In Line Isometric

Scale
1 : 2 @ A4

Date
1 November 2017

Sheet
10.08.56

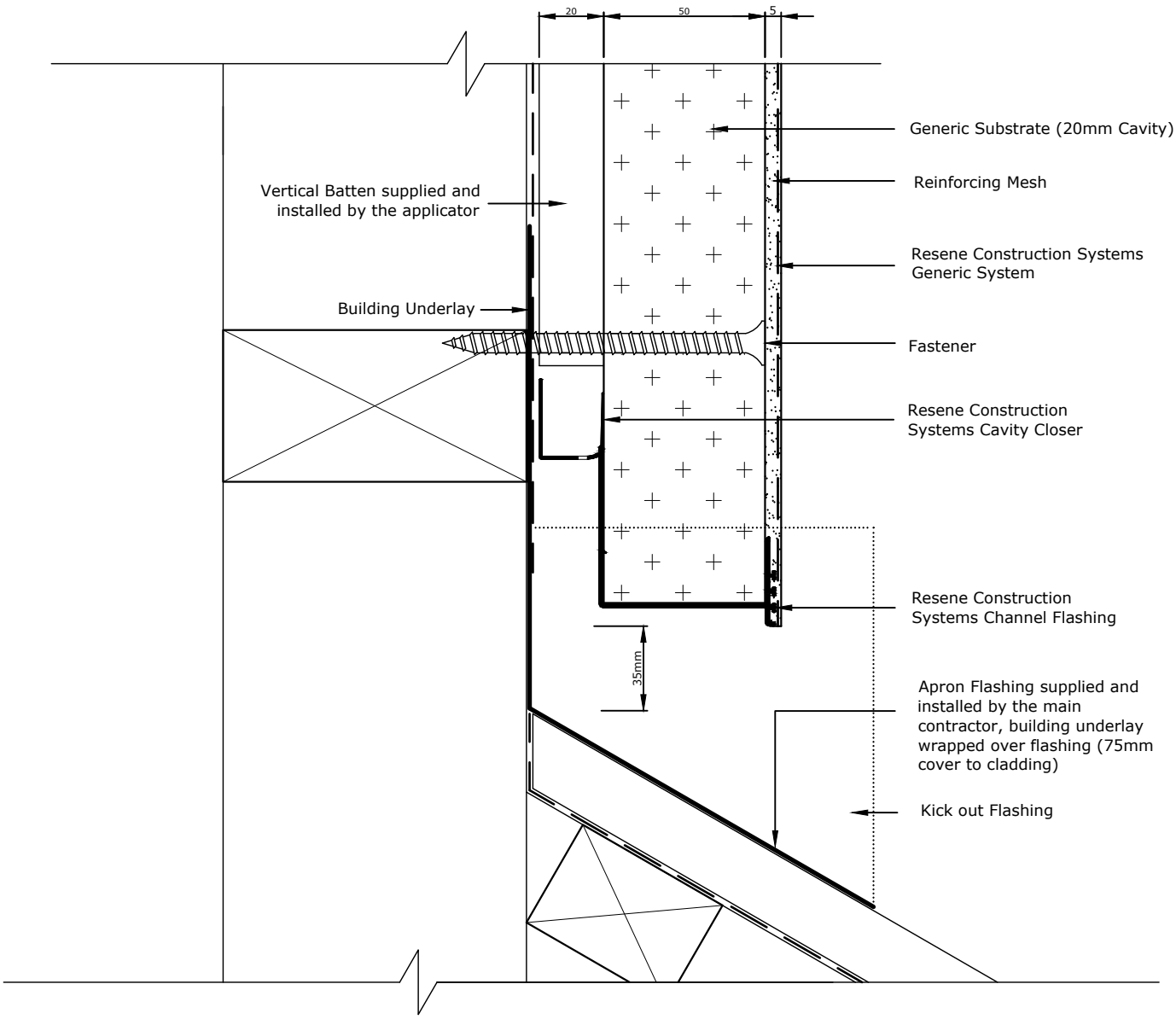

Refer RCS TradeSpec™ Document 1.2 for information on Roof Clearances

Metal flashing must be taped to the Building Underlay or covered with a second layer of wrap by the main contractor/window installer

TradeSpec™ and RenderSpec™ are Registered Trademarks, both Documents are available on the Resene Construction Systems website

Resene Construction Systems

CONFIDENTIALITY: No part of this publication may be reproduced or transmitted other than the intended use by Resene Construction Systems without written consent from the author.

System
Generic System

Scale
1 : 2 @ A4

Substrate
Generic Substrate (20mm Cavity)

Date
1 October 2019

Drawing Name
Roof Apron

Sheet
10.09.00

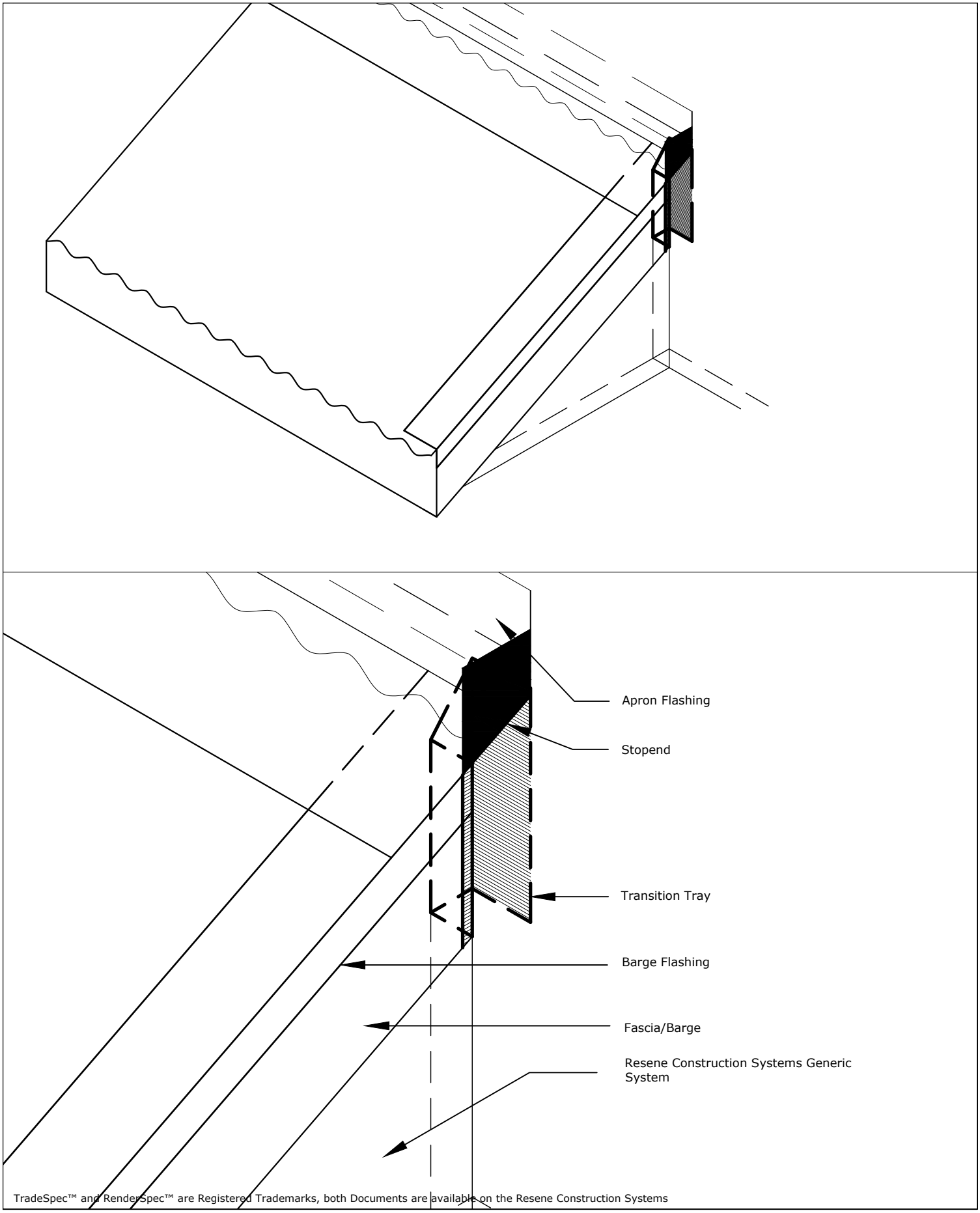

TradeSpec™ and RenderSpec™ are Registered Trademarks, both Documents are available on the Resene Construction Systems

Resene Construction Systems

CONFIDENTIALITY: No part of this publication may be reproduced or transmitted other than the intended use by Resene Construction Systems without written consent from the author.

System
Generic System

Substrate
Generic Substrate (20mm Cavity)

Drawing Name
Apron to Raking Barge

Scale
NTS @ A4

Date
1 November 2017

Sheet
10.09.10

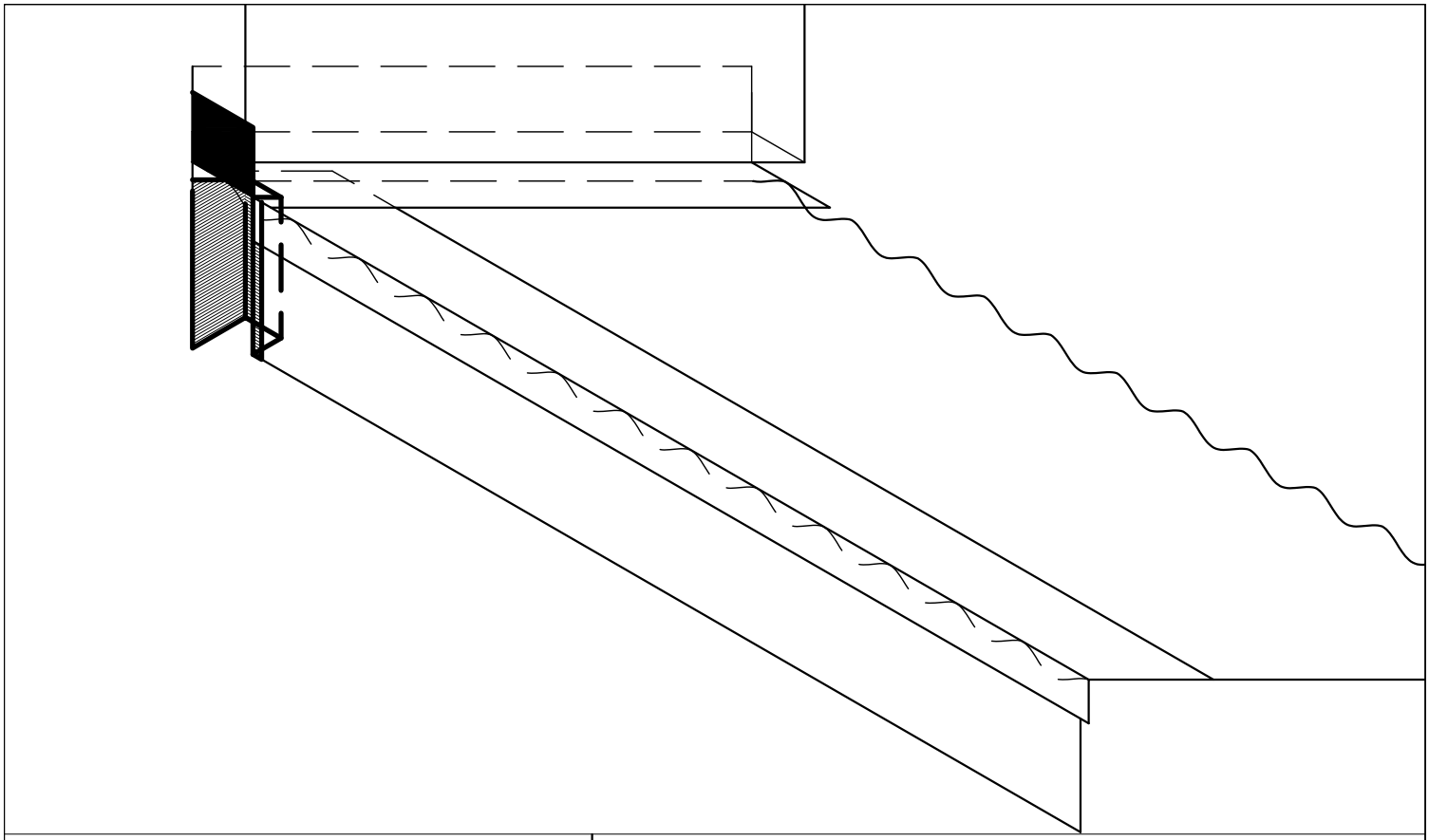

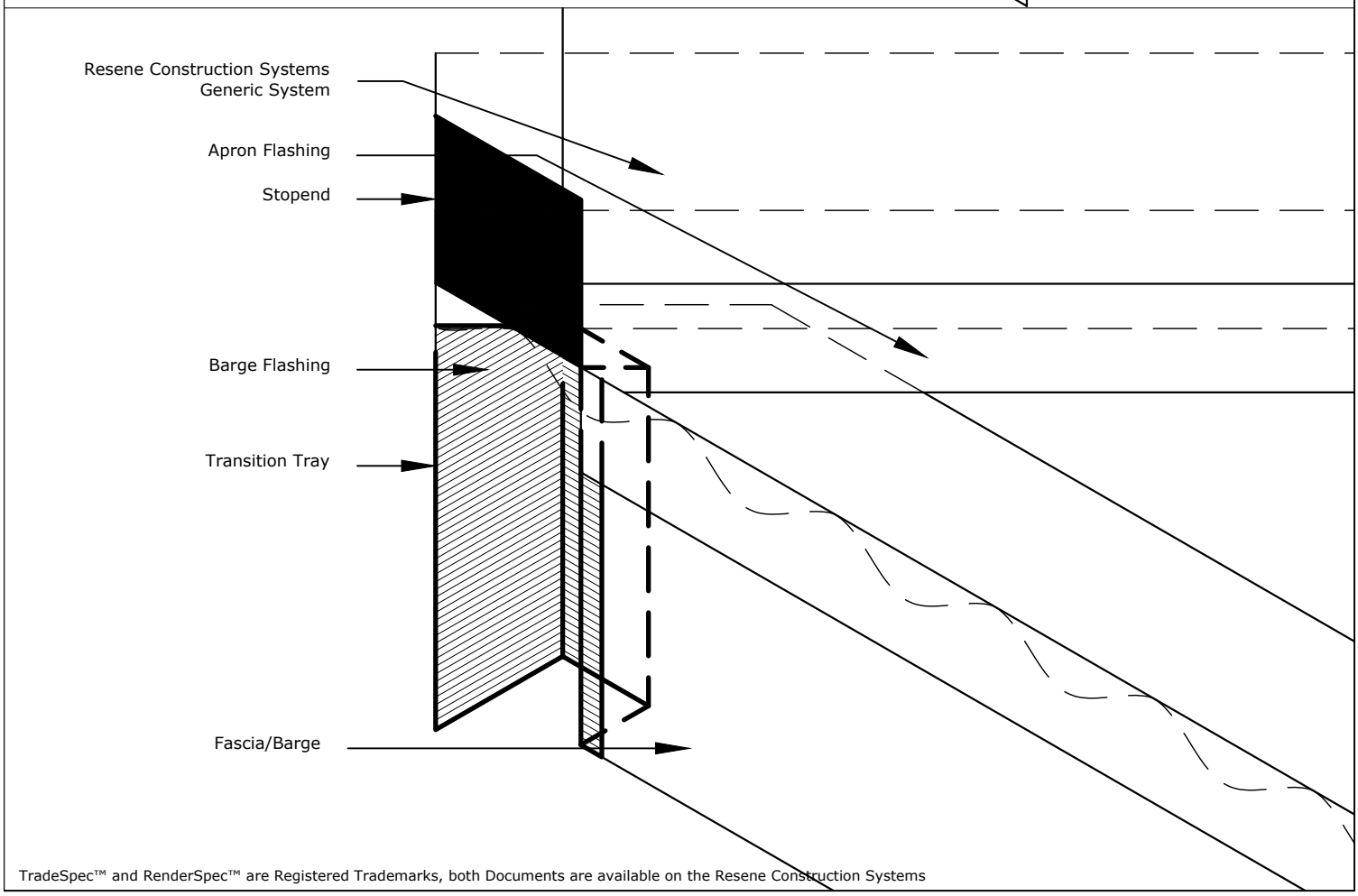

TradeSpec™ and RenderSpec™ are Registered Trademarks, both Documents are available on the Resene Construction Systems

Resene Construction Systems

CONFIDENTIALITY: No part of this publication may be reproduced or transmitted other than the intended use by Resene Construction Systems without written consent from the author.

System
Generic System

Scale
1 : 2 @ A4

Substrate
Generic Substrate (20mm Cavity)

Date
1 November 2017

Drawing Name
Raking Apron to Barge - Option 1

Sheet
10.09.15

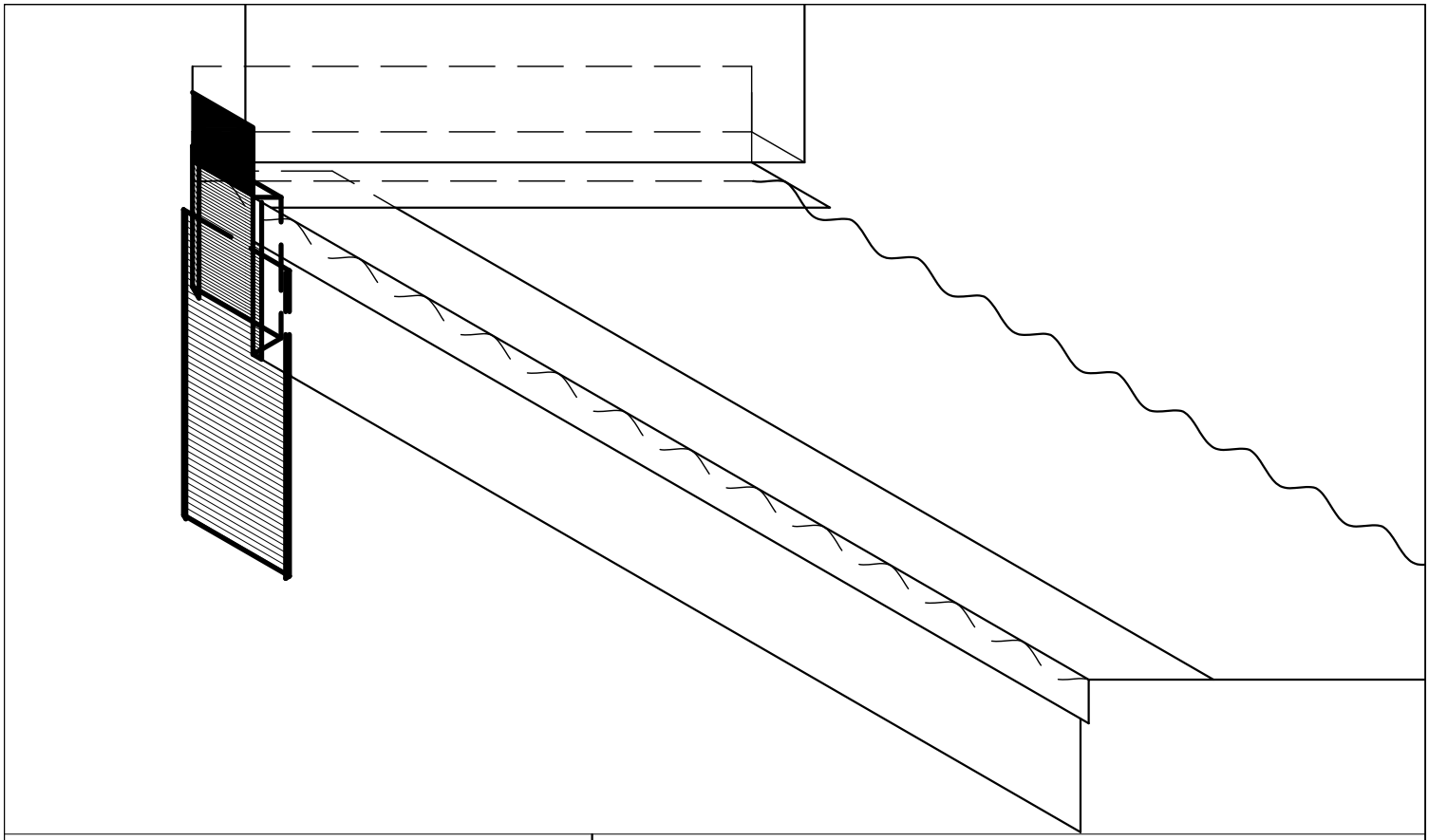

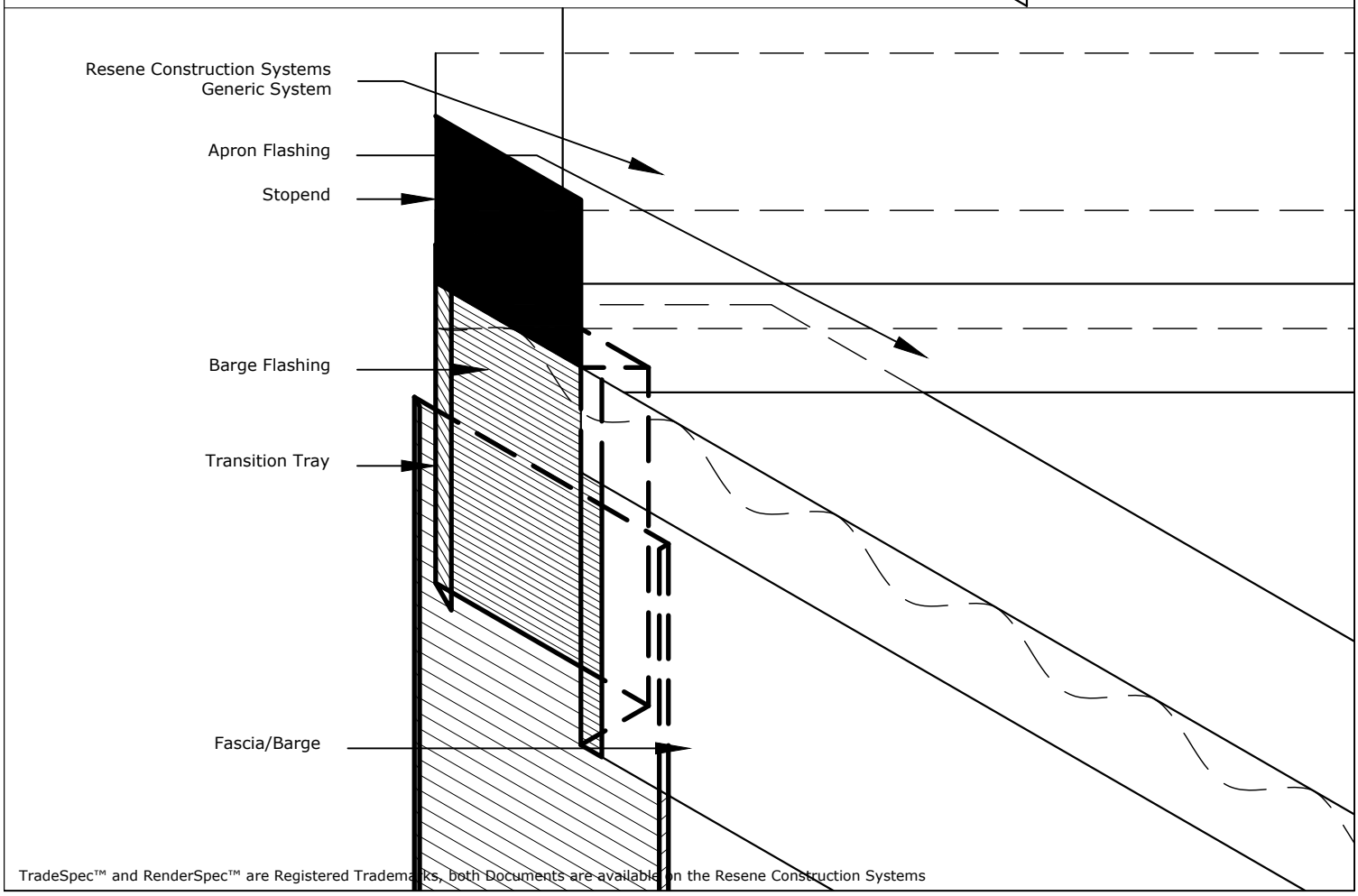

TradeSpec™ and RenderSpec™ are Registered Trademarks, both Documents are available on the Resene Construction Systems

Resene Construction Systems

CONFIDENTIALITY: No part of this publication may be reproduced or transmitted other than the intended use by Resene Construction Systems without written consent from the author.

System
Generic System

Substrate
Generic Substrate (20mm Cavity)

Drawing Name
Raking Apron to Barge - Option 2

Scale
1 : 2 @ A4

Date
1 November 2017

Sheet
10.09.16

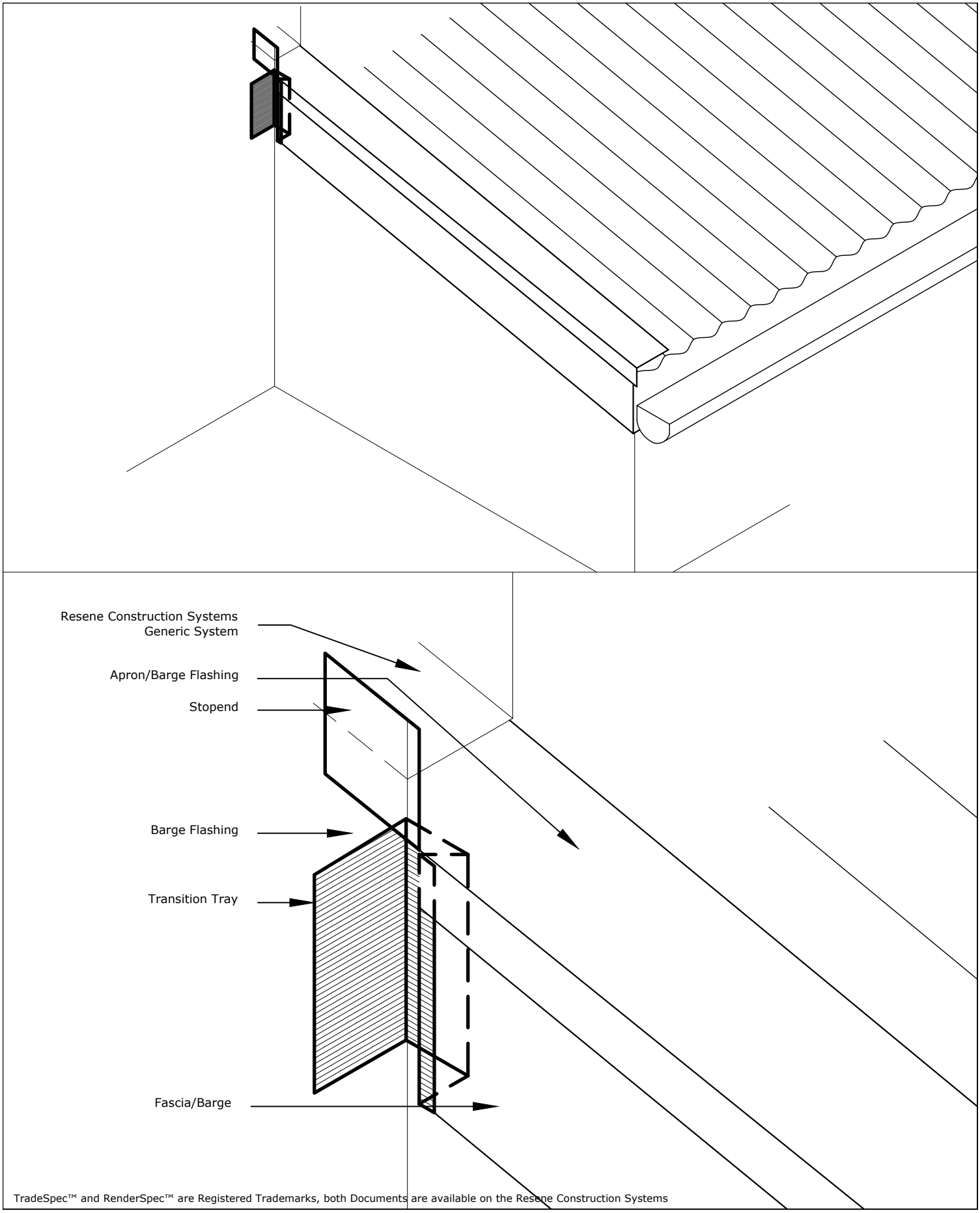

TradeSpec™ and RenderSpec™ are Registered Trademarks, both Documents are available on the Resene Construction Systems

Resene Construction Systems

CONFIDENTIALITY: No part of this publication may be reproduced or transmitted other than the intended use by Resene Construction Systems without written consent from the author.

System
Generic System

Substrate
Generic Substrate (20mm Cavity)

Drawing Name
Raking Apron to Barge - Option 3

Scale
1 : 2 @ A4

Date
18 March 2021

Sheet
10.09.17

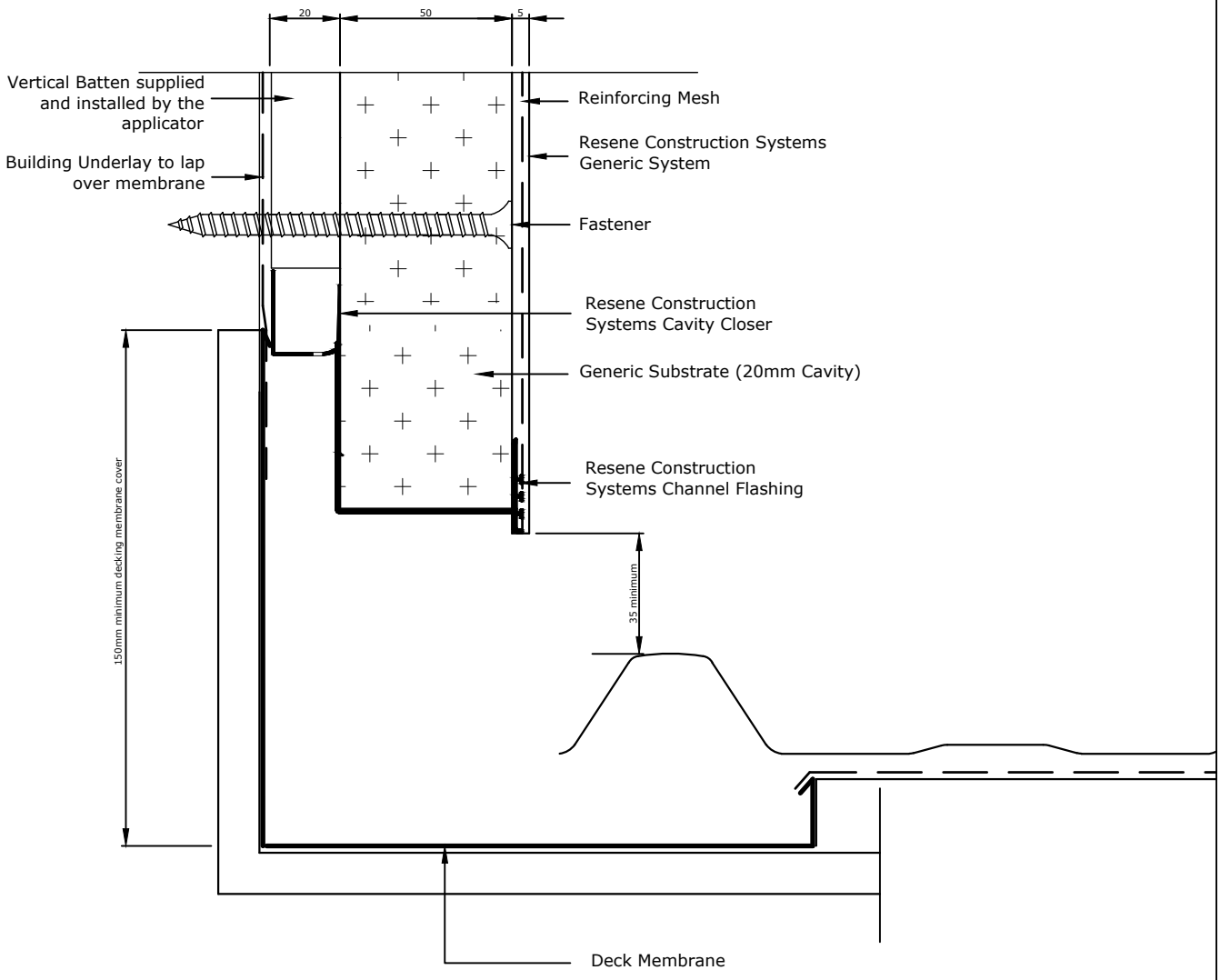

TradeSpec™ and RenderSpec™ are Registered Trademarks, both Documents are available on the Resene Construction Systems

Resene Construction Systems

CONFIDENTIALITY: No part of this publication may be reproduced or transmitted other than the intended use by Resene Construction Systems without written consent from the author.

System
Generic System

Substrate
Generic Substrate (20mm Cavity)

Drawing Name
Hidden Parallel Gutter

Scale
1 : 2 @ A4

Date
1 October 2019

Sheet
10.09.20

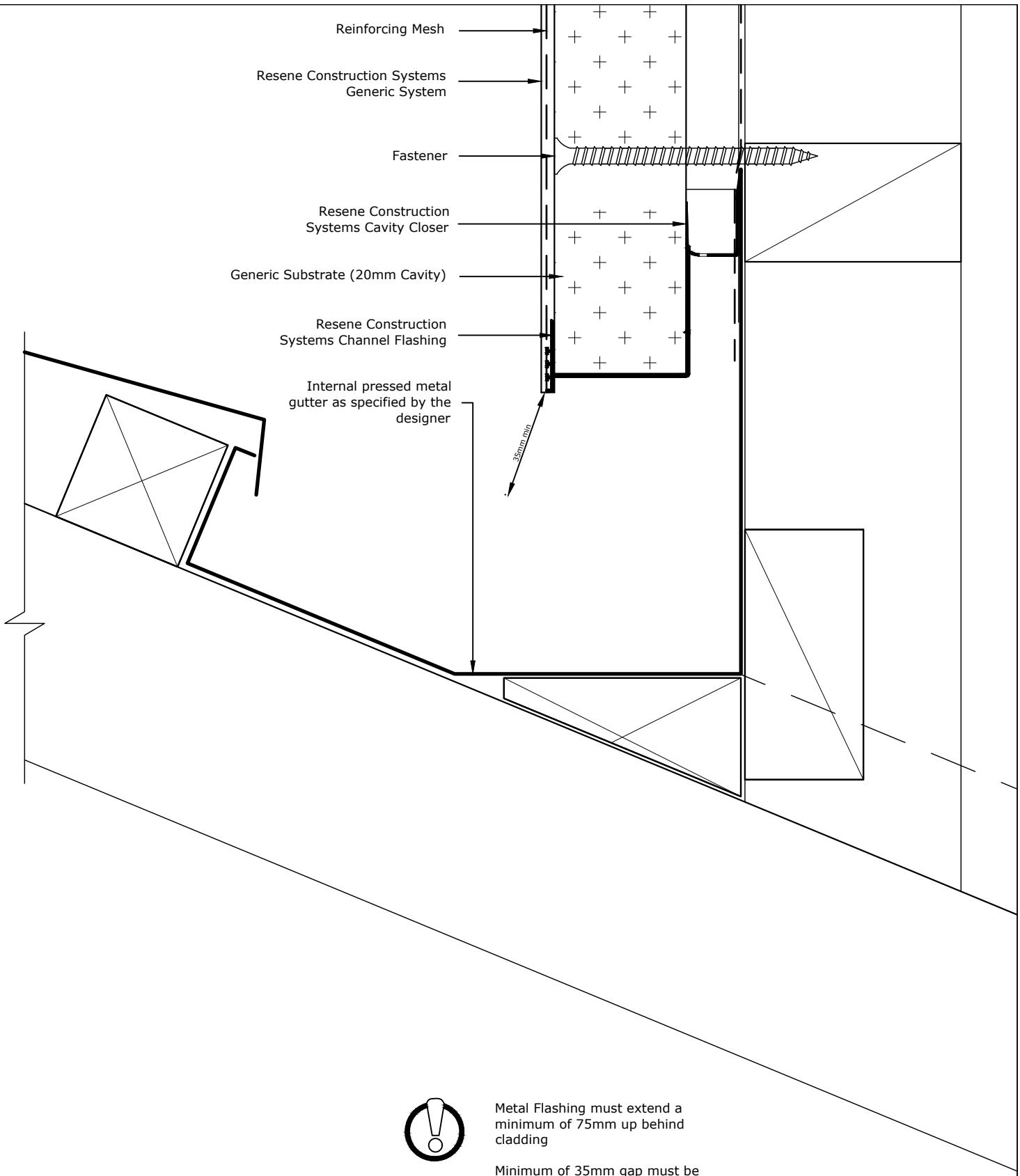

Metal Flashing must extend a minimum of 75mm up behind cladding

Minimum of 35mm gap must be maintained between the bottom edge of the starter strip and the apron flashing

TradeSpec™ and RenderSpec™ are Registered Trademarks, both Documents are available on the Resene Construction Systems

Resene Construction Systems

CONFIDENTIALITY: No part of this publication may be reproduced or transmitted other than the intended use by Resene Construction Systems without written consent from the author.

System
Generic System

Substrate
Generic Substrate (20mm Cavity)

Drawing Name
Hidden Raking Gutter

Scale
1 : 2 @ A4

Date
1 October 2019

Sheet
10.09.21

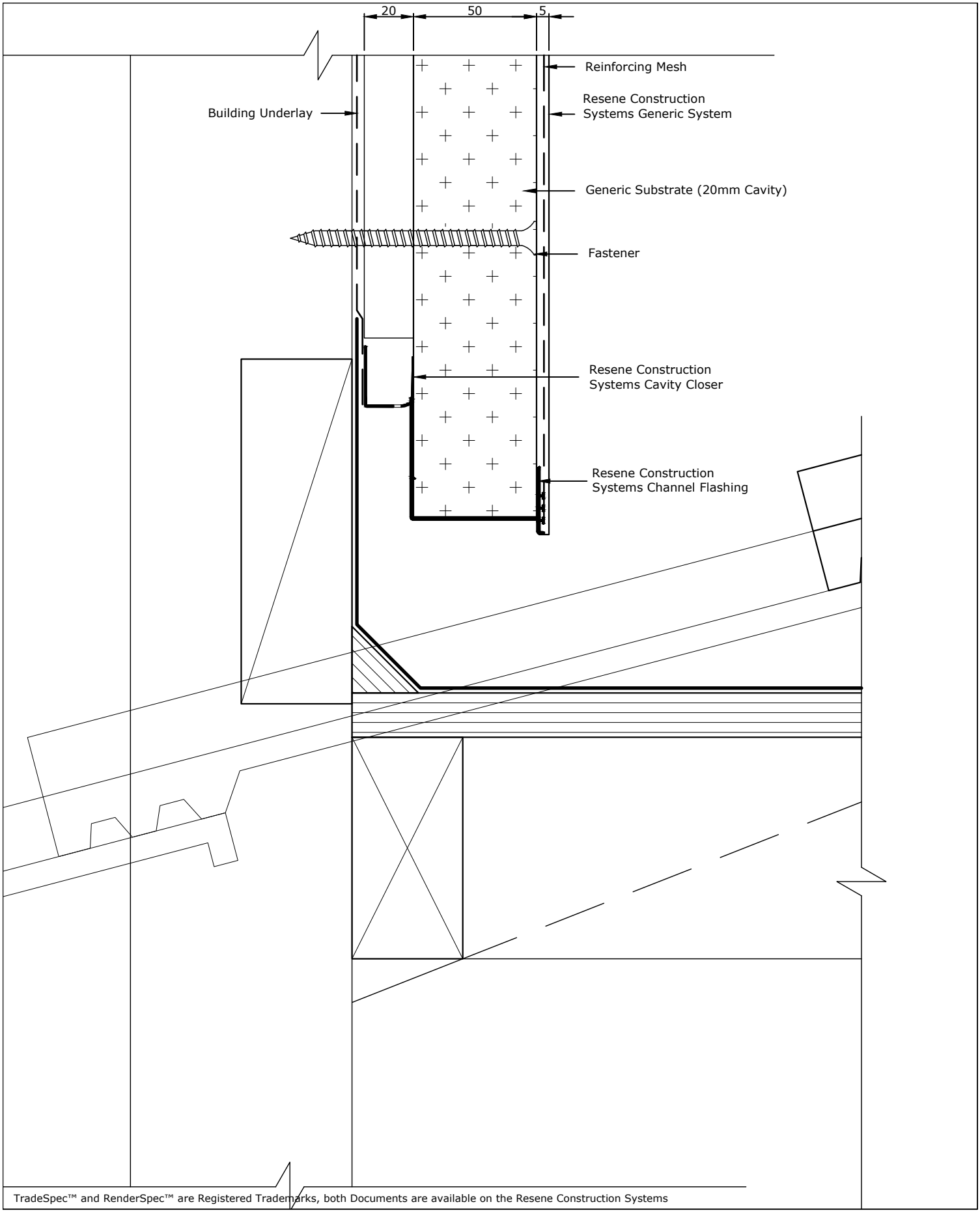

TradeSpec™ and RenderSpec™ are Registered Trademarks, both Documents are available on the Resene Construction Systems

Resene Construction Systems

CONFIDENTIALITY: No part of this publication may be reproduced or transmitted other than the intended use by Resene Construction Systems without written consent from the author.

System
Generic System

Substrate
Generic Substrate (20mm Cavity)

Drawing Name
Hidden Gutter with Tile Roof

Scale
1 : 2 @ A4

Date
1 October 2019

Sheet
10.09.22

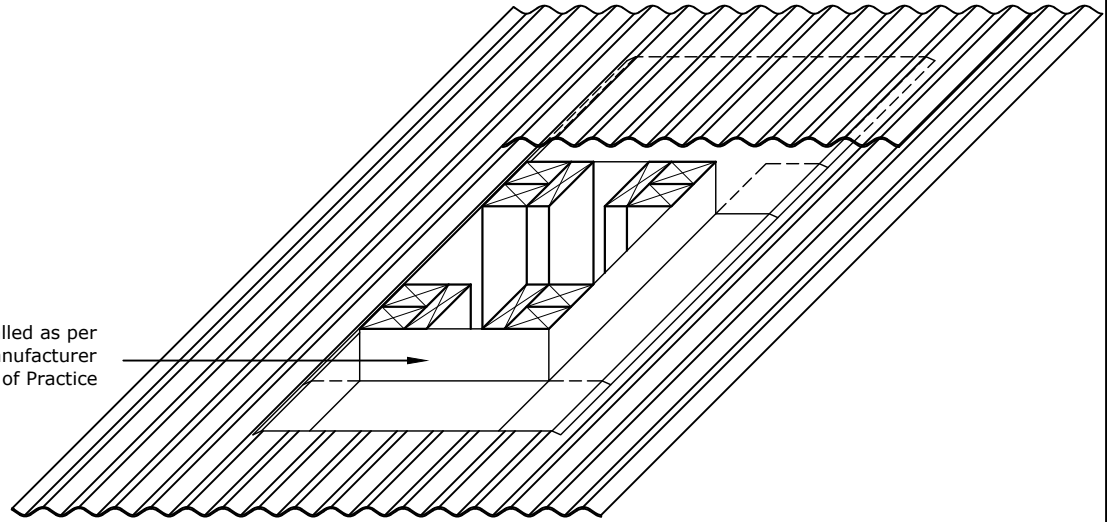

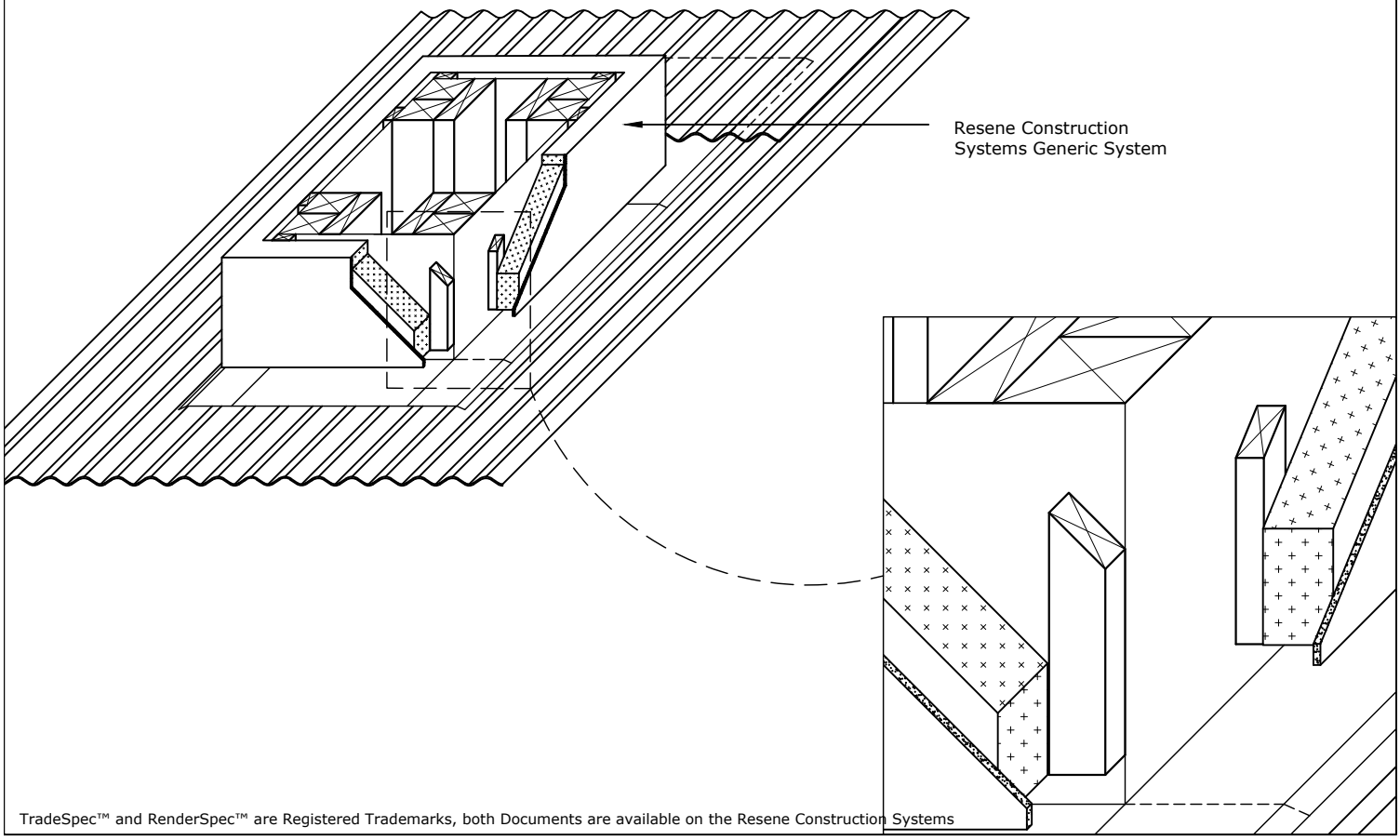

TradeSpec™ and RenderSpec™ are Registered Trademarks, both Documents are available on the Resene Construction Systems

Resene Construction Systems

CONFIDENTIALITY: No part of this publication may be reproduced or transmitted other than the intended use by Resene Construction Systems without written consent from the author.

System
Generic System

Scale
1 : 2 @ A4

Substrate
Generic Substrate (20mm Cavity)

Date
6 June 2019

Drawing Name
Roof Detail (Chimney through Roof)

Sheet
10.09.40

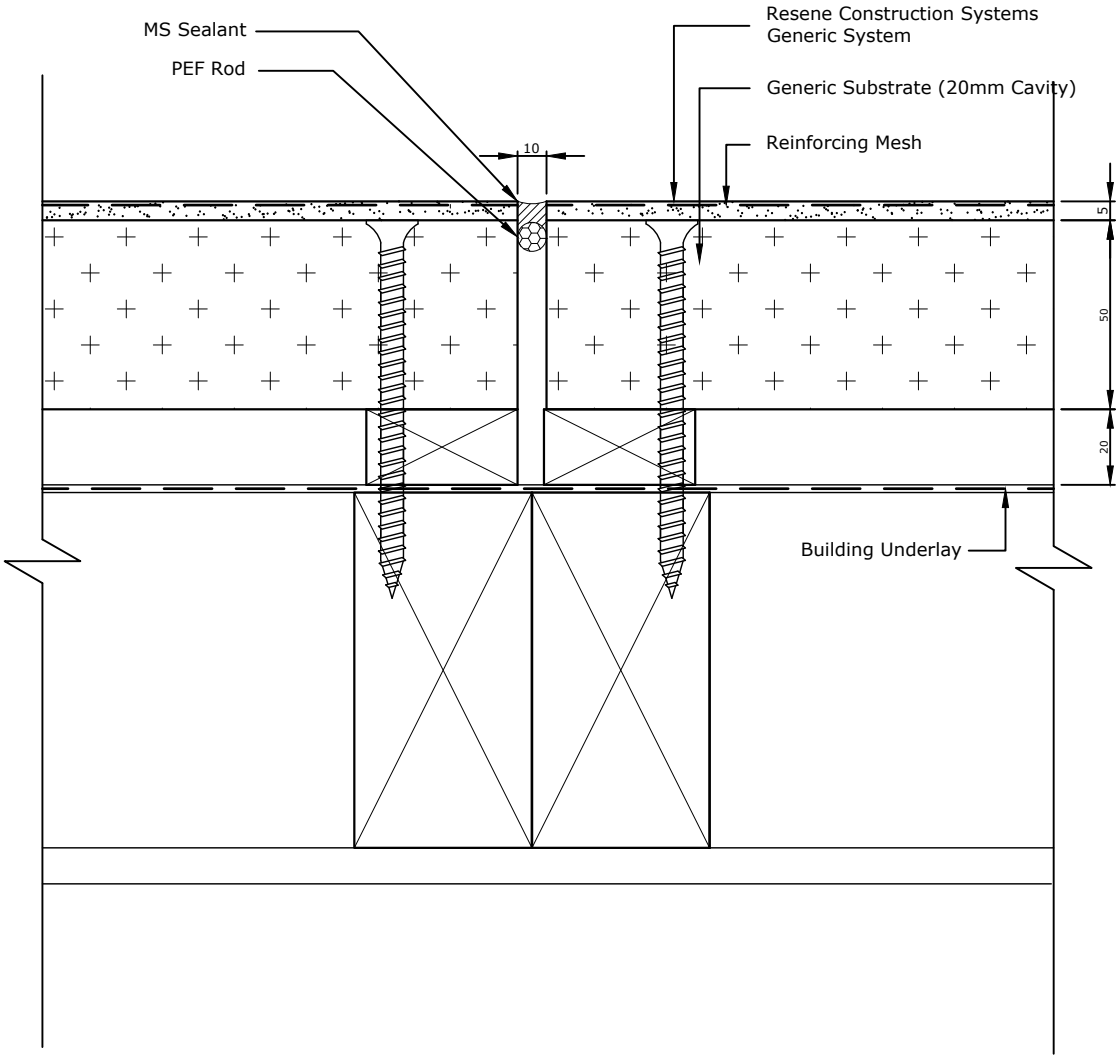

All Control Joint spacings and setouts are the responsibility of the Designer, for suggested locations refer to RCS TradeSpec™ Document 1.4

TradeSpec™ and RenderSpec™ are Registered Trademarks, both Documents are available on the Resene Construction Systems website

Resene Construction Systems

CONFIDENTIALITY: No part of this publication may be reproduced or transmitted other than the intended use by Resene Construction Systems without written consent from the author.

System	Scale
Generic System	1 : 2 @ A4
Substrate	**Date**
Generic Substrate (20mm Cavity)	1 November 2017
Drawing Name	**Sheet**
Vertical Control Joint - Option 1	10.10.00

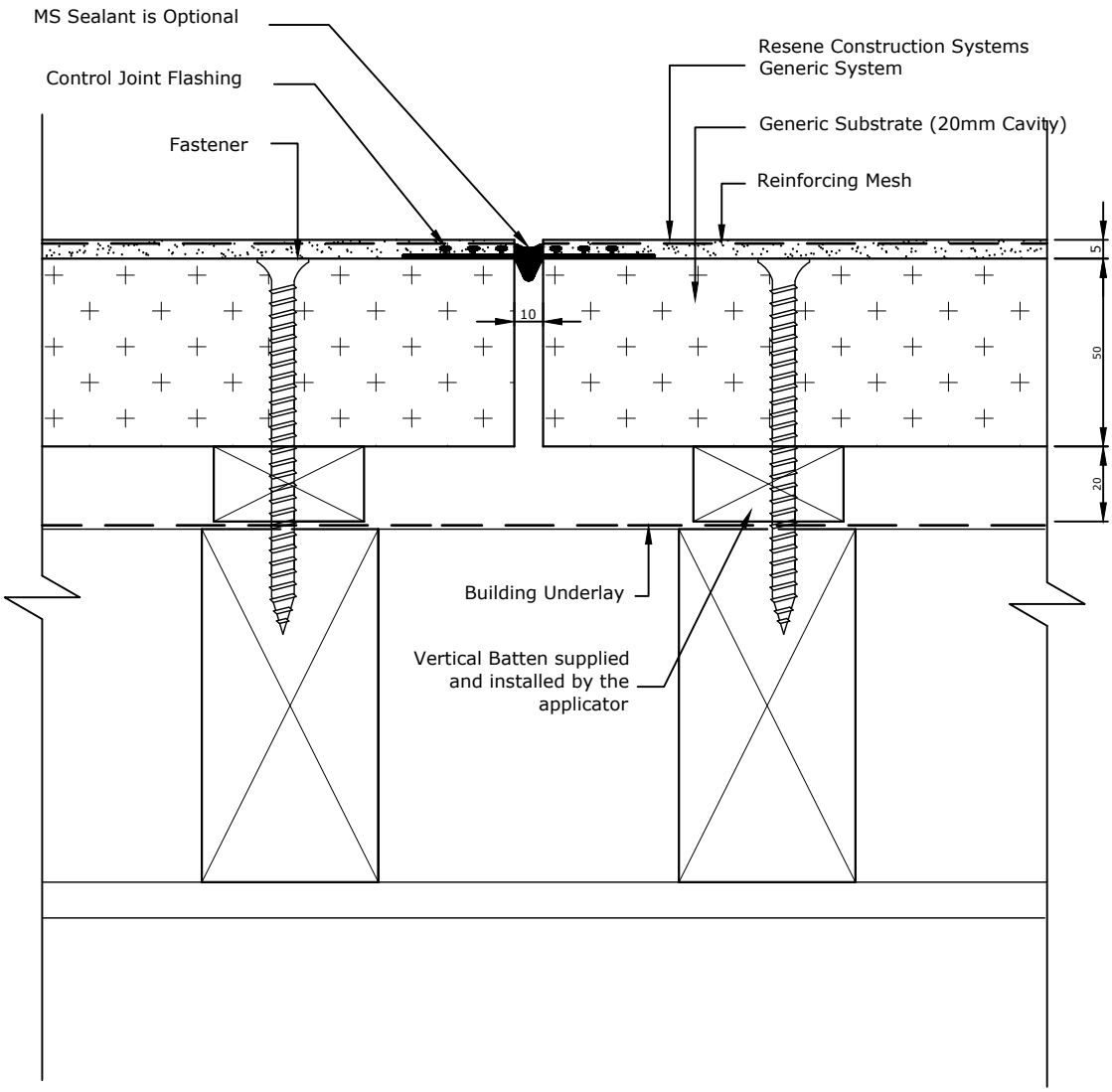

All Control Joint spacings and setouts are the responsibility of the Designer, for suggested locations refer to RCS TradeSpec™ Document 1.4

TradeSpec™ and RenderSpec™ are Registered Trademarks, both Documents are available on the Resene Construction Systems website

Resene Construction Systems

CONFIDENTIALITY: No part of this publication may be reproduced or transmitted other than the intended use by Resene Construction Systems without written consent from the author.

System	Scale
Generic System	1 : 2 @ A4
Substrate	**Date**
Generic Substrate (20mm Cavity)	1 November 2017
Drawing Name	**Sheet**
Vertical Control Joint - Option 2	10.10.01

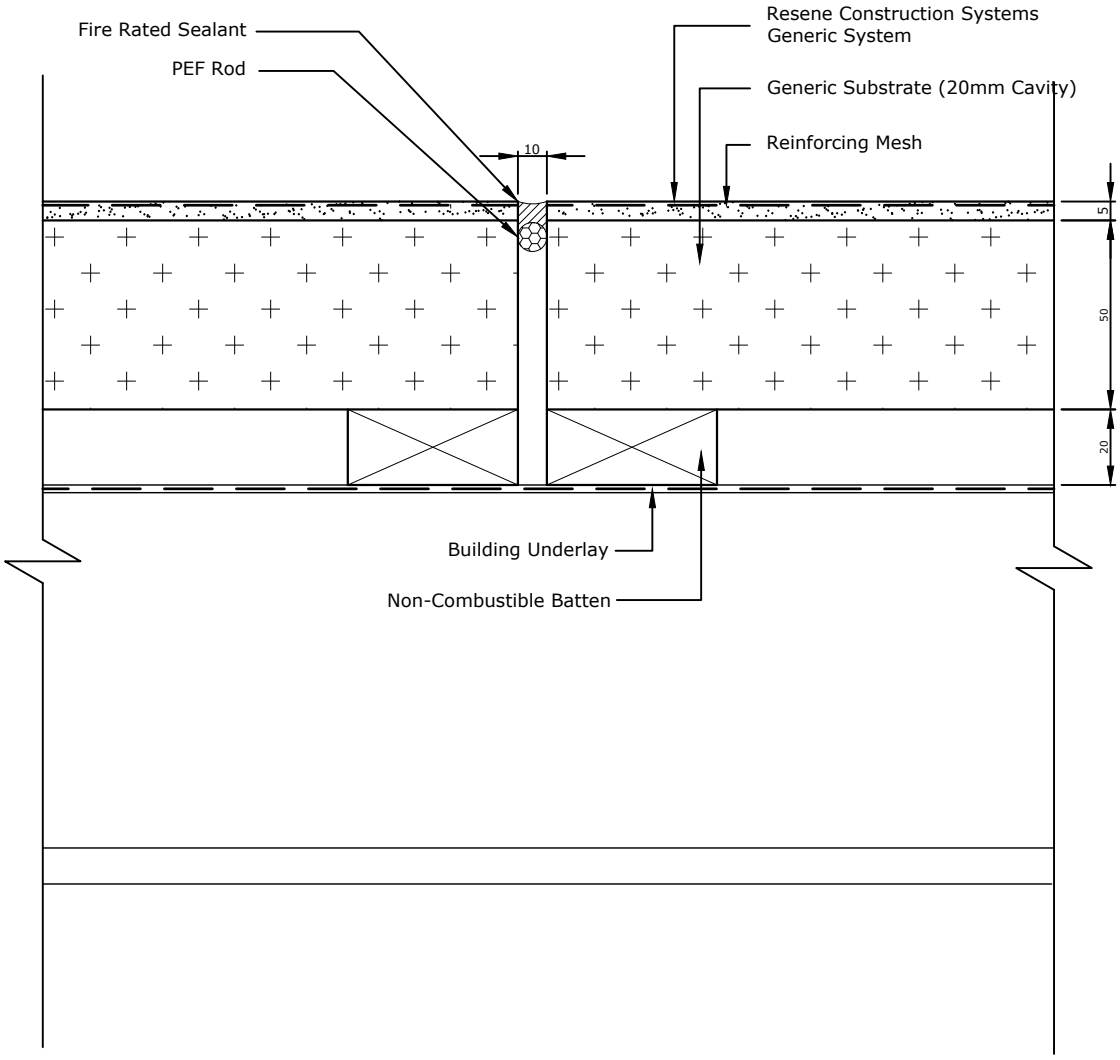

All Control Joint spacings and setouts are the responsibility of the Designer, for suggested locations refer to RCS TradeSpec™ Document 1.4

Ensure that a horizontal batten is used to form a horizontal fire break between the vertical fire breaks where the wall meets the soffit/fascia/drainage joint

TradeSpec™ and RenderSpec™ are Registered Trademarks, both Documents are available on the Resene Construction Systems

Resene Construction Systems

CONFIDENTIALITY: No part of this publication may be reproduced or transmitted other than the intended use by Resene Construction Systems without written consent from the author.

System
Generic System

Substrate
Generic Substrate (20mm Cavity)

Drawing Name
Vertical Control Joint (Fire Break)

Scale
1 : 2 @ A4

Date
1 November 2017

Sheet
10.10.05

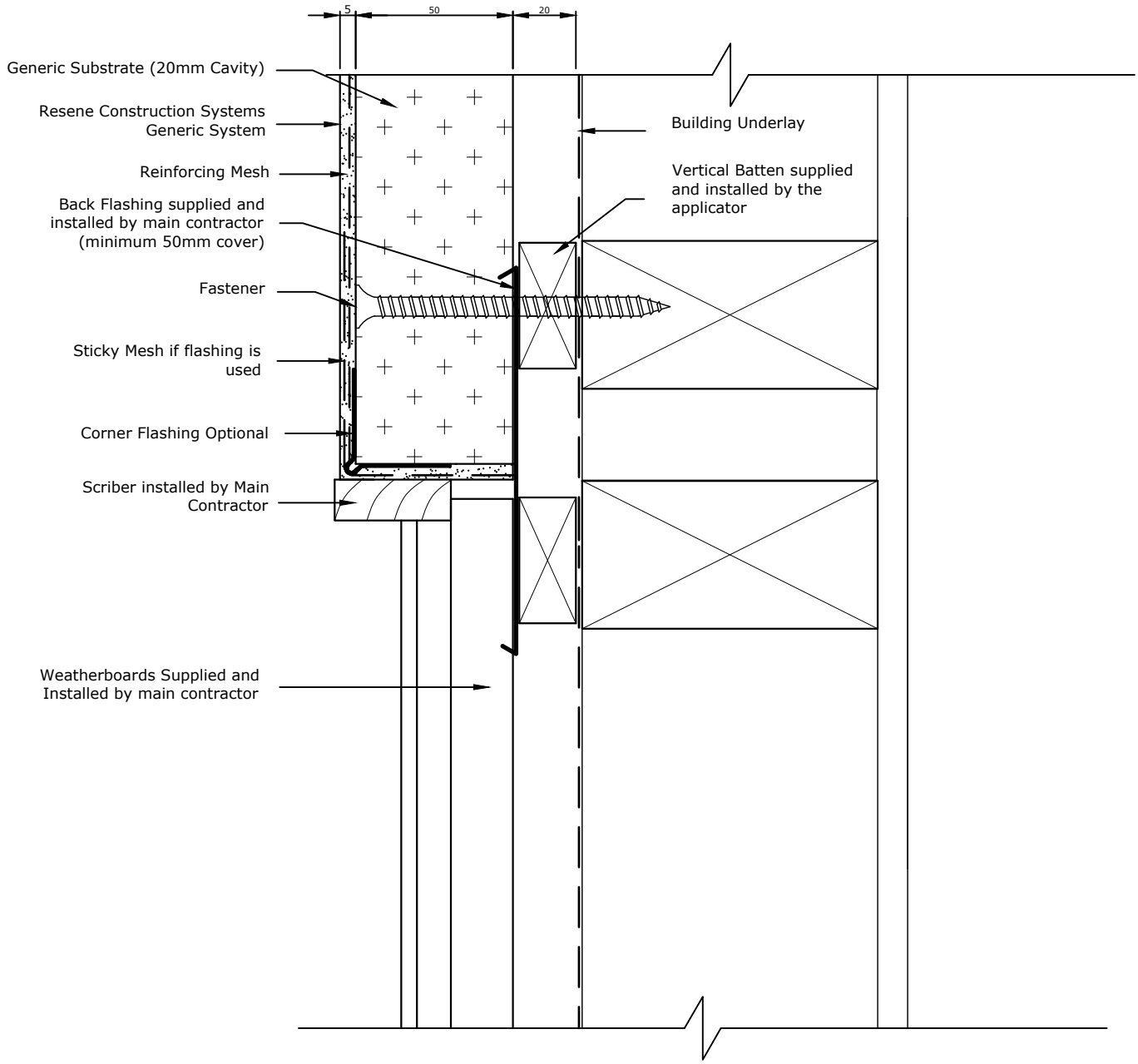

TradeSpec™ and RenderSpec™ are Registered Trademarks, both Documents are available on the Resene Construction Systems website

Resene Construction Systems

CONFIDENTIALITY: No part of this publication may be reproduced or transmitted other than the intended use by Resene Construction Systems without written consent from the author.

System
Generic System

Substrate
Generic Substrate (20mm Cavity)

Drawing Name
Vertical Junction with Weatherboard - Option 1

Scale
1 : 2 @ A4

Date
1 November 2017

Sheet
10.10.10

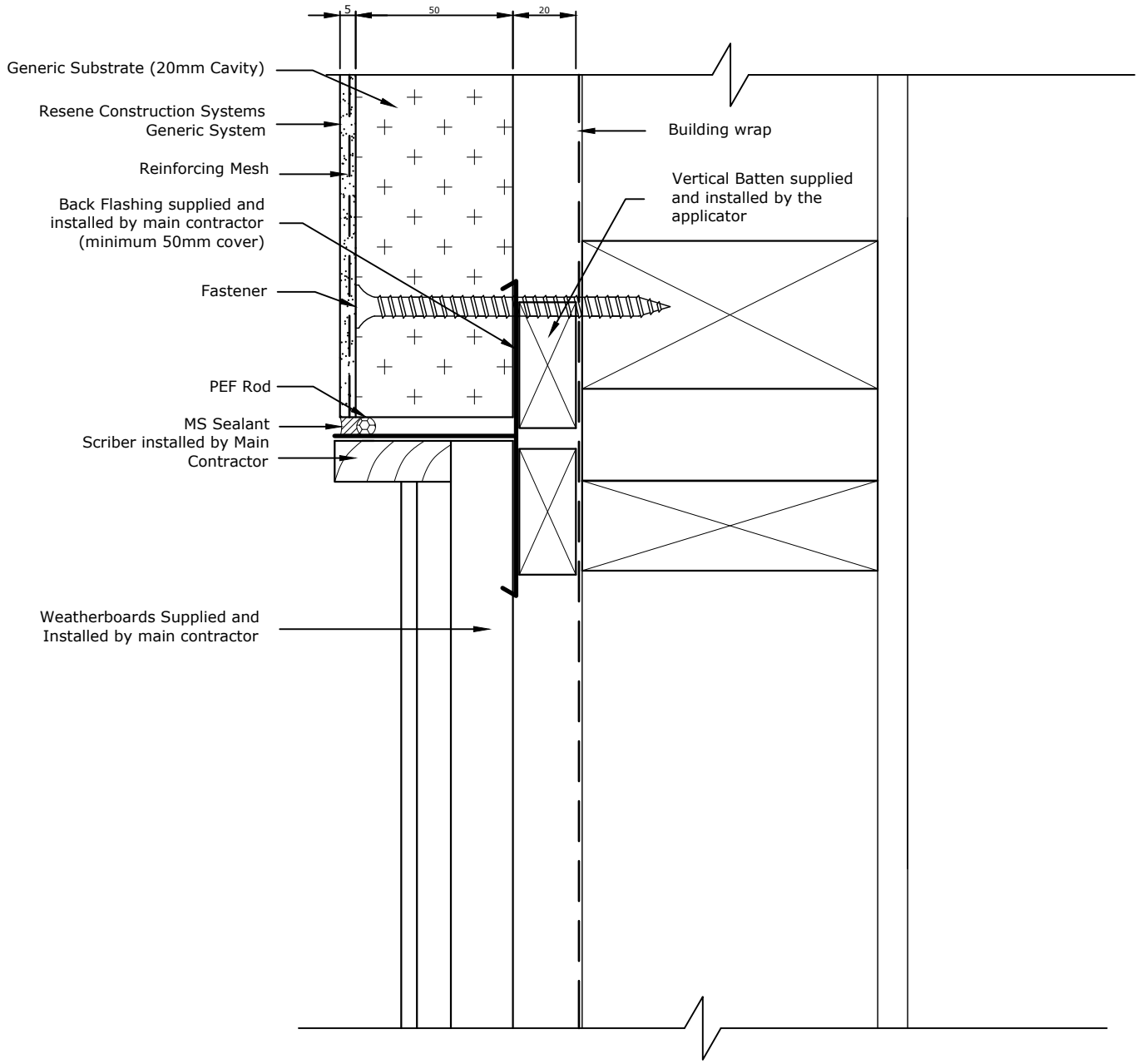

TradeSpec™ and RenderSpec™ are Registered Trademarks, both Documents are available on the Resene Construction Systems website

Resene Construction Systems

CONFIDENTIALITY: No part of this publication may be reproduced or transmitted other than the intended use by Resene Construction Systems without written consent from the author.

System
Generic System

Scale
1 : 2 @ A4

Substrate
Generic Substrate (20mm Cavity)

Date
7 January 2020

Drawing Name
Vertical Junction with Weatherboard - Option 2

Sheet
10.10.11

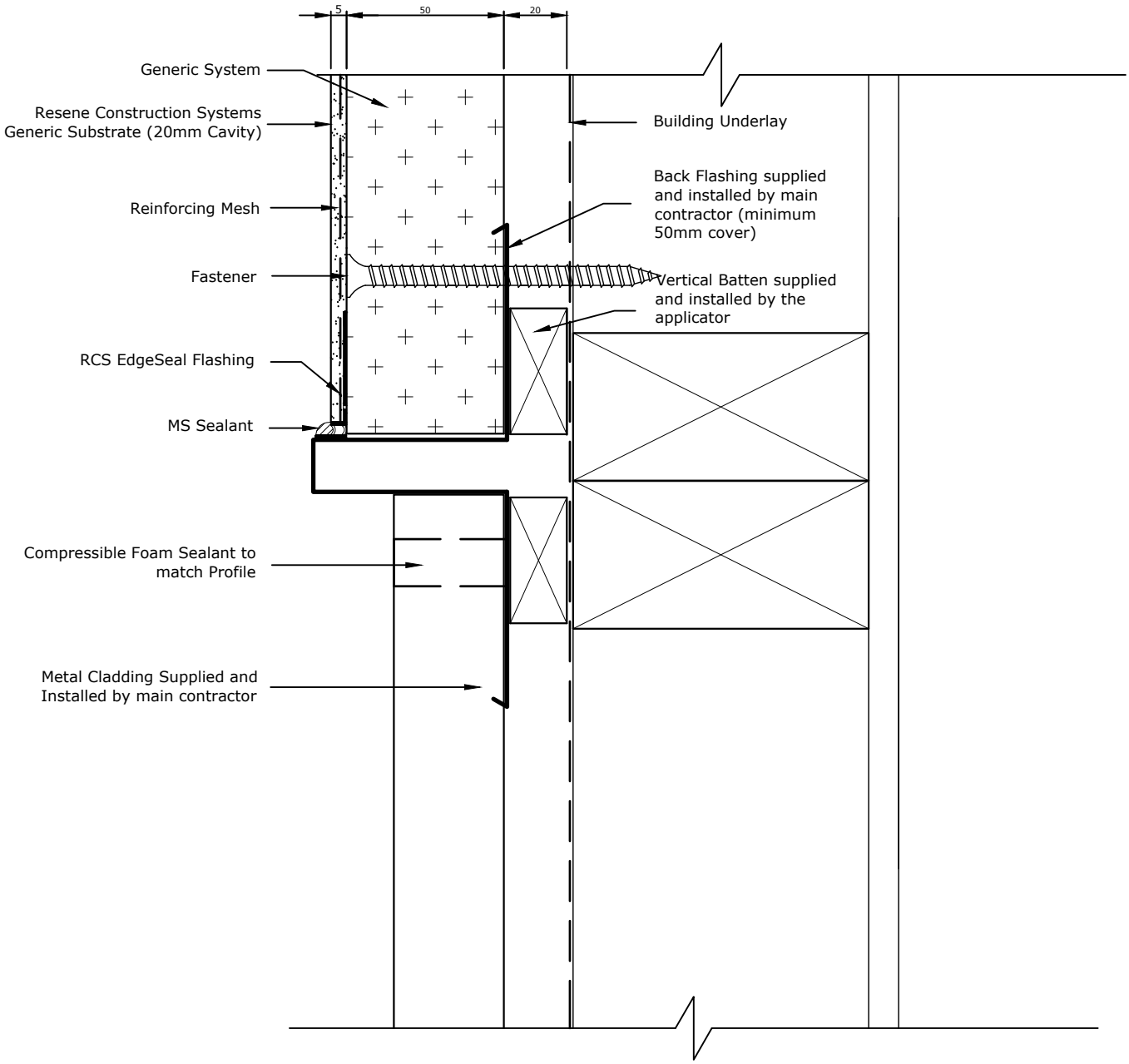

TradeSpec™ and RenderSpec™ are Registered Trademarks, both Documents are available on the Resene Construction Systems website

Resene Construction Systems

CONFIDENTIALITY: No part of this publication may be reproduced or transmitted other than the intended use by Resene Construction Systems without written consent from the author.

System
Generic System

Substrate
Generic Substrate (20mm Cavity)

Drawing Name
Vertical Junction with Metal Cladding

Scale
1 : 2 @ A4

Date
1 November 2017

Sheet
10.10.20

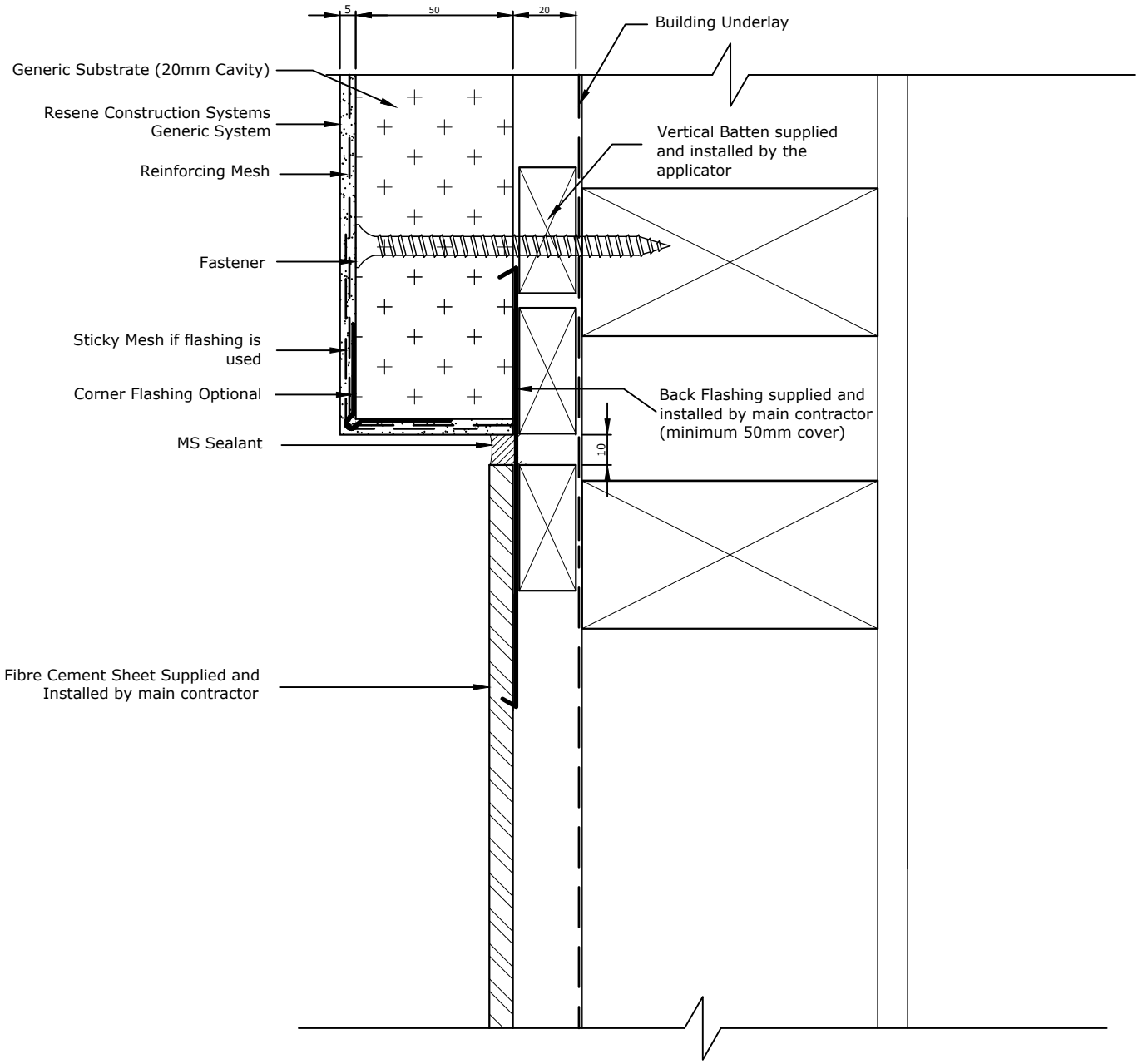

TradeSpec™ and RenderSpec™ are Registered Trademarks, both Documents are available on the Resene Construction Systems website

Resene Construction Systems

CONFIDENTIALITY: No part of this publication may be reproduced or transmitted other than the intended use by Resene Construction Systems without written consent from the author.

System
Generic System

Substrate
Generic Substrate (20mm Cavity)

Drawing Name
Vertical Junction with Fibre Cement Sheet

Scale
1 : 2 @ A4

Date
1 November 2017

Sheet
10.10.30

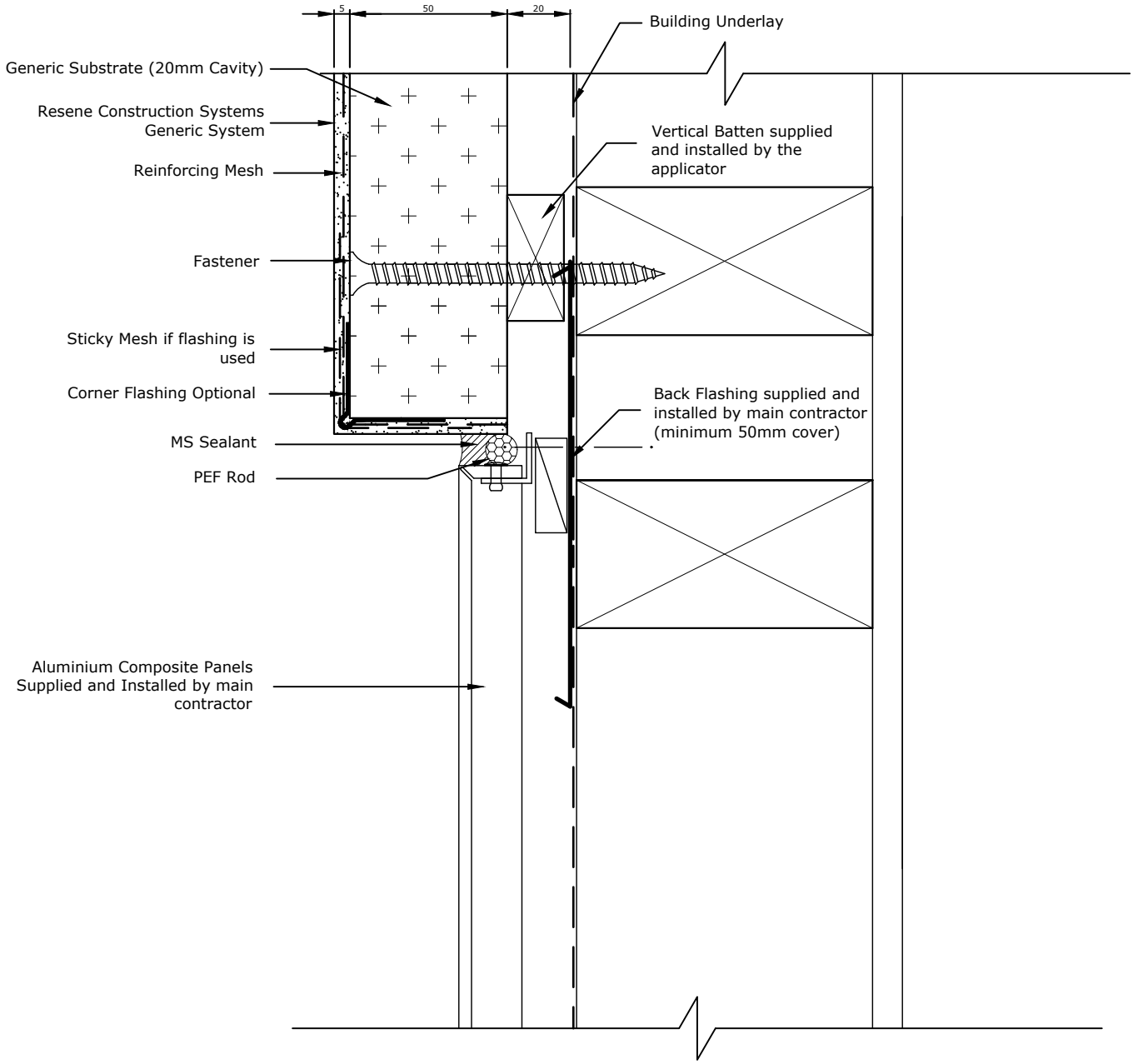

TradeSpec™ and RenderSpec™ are Registered Trademarks, both Documents are available on the Resene Construction Systems

Resene Construction Systems

CONFIDENTIALITY: No part of this publication may be reproduced or transmitted other than the intended use by Resene Construction Systems without written consent from the author.

System
Generic System

Substrate
Generic Substrate (20mm Cavity)

Drawing Name
Vertical Junction with Aluminium Composite Panel

Scale
1 : 2 @ A4

Date
1 November 2017

Sheet
10.10.35

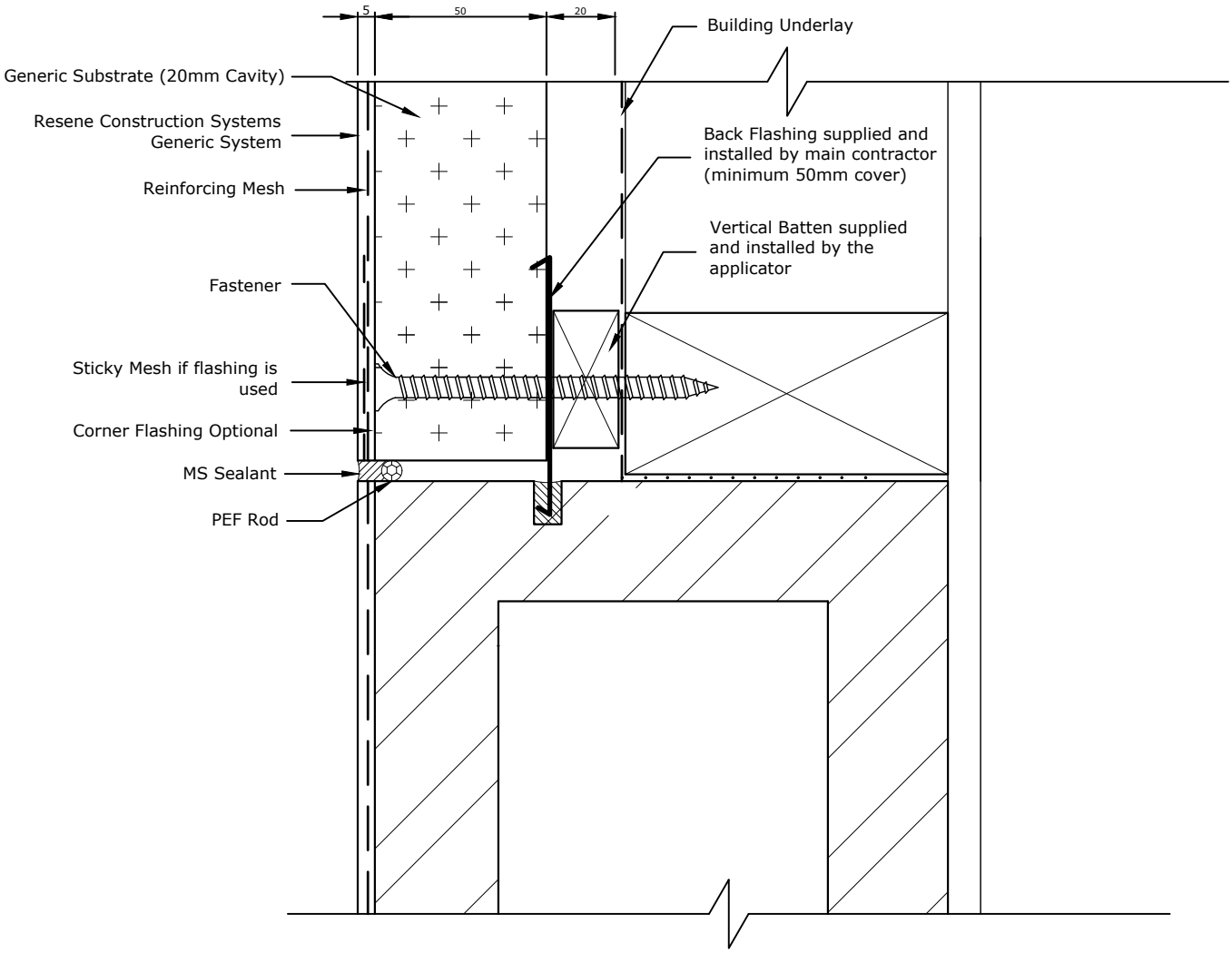

TradeSpec™ and RenderSpec™ are Registered Trademarks, both Documents are available on the Resene Construction Systems website

Resene Construction Systems

CONFIDENTIALITY: No part of this publication may be reproduced or transmitted other than the intended use by Resene Construction Systems without written consent from the author.

System
Generic System

Substrate
Generic Substrate (20mm Cavity)

Drawing Name
Vertical Junction with Concrete Block - Option 1

Scale
1 : 2 @ A4

Date
1 November 2017

Sheet
10.10.40

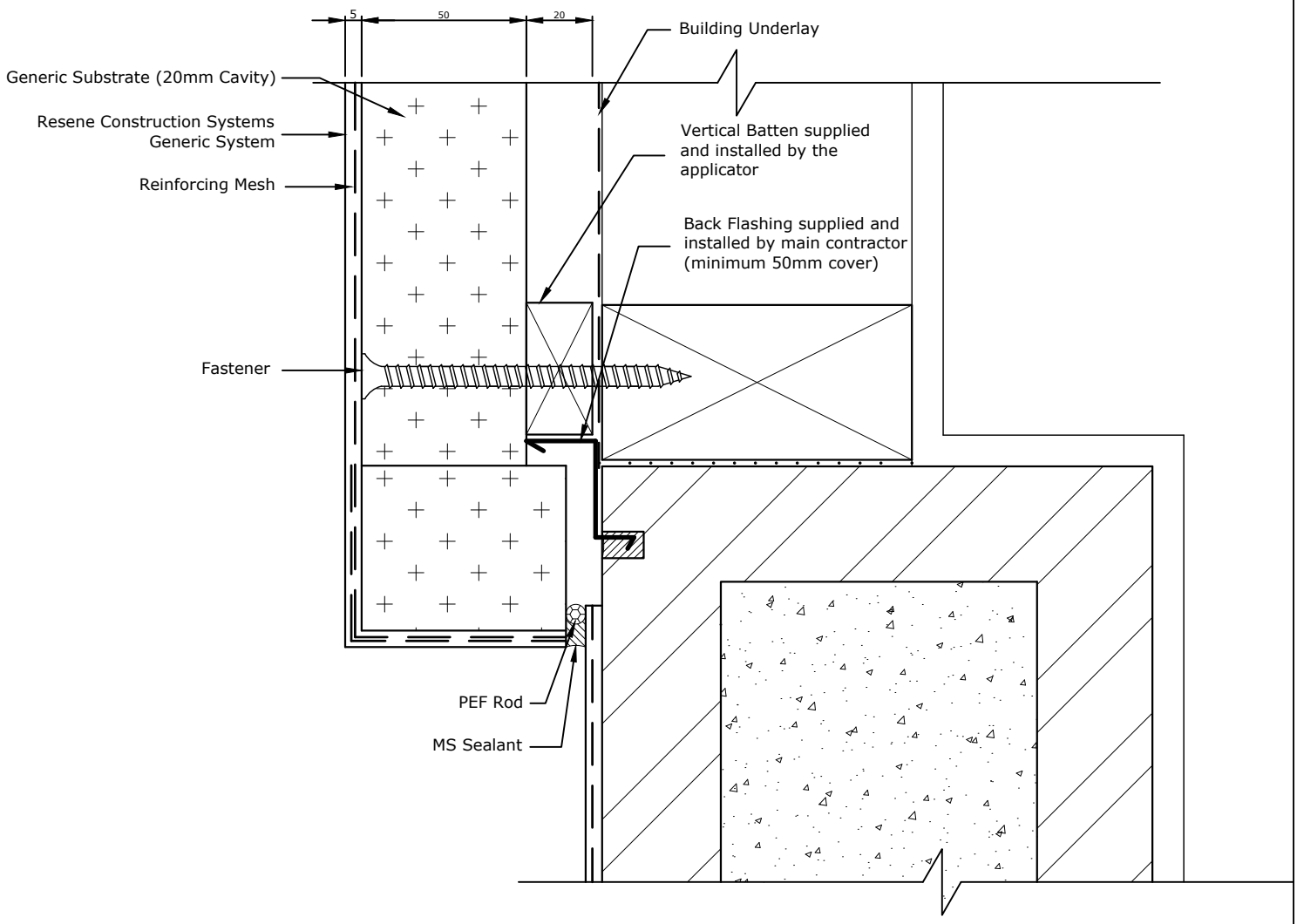

TradeSpec™ and RenderSpec™ are Registered Trademarks, both Documents are available on the Resene Construction Systems

Resene Construction Systems

CONFIDENTIALITY: No part of this publication may be reproduced or transmitted other than the intended use by Resene Construction Systems without written consent from the author.

System
Generic System

Scale
1 : 2 @ A4

Substrate
Generic Substrate (20mm Cavity)

Date
1 November 2017

Drawing Name
Vertical Junction with Concrete Block - Option 2

Sheet
10.10.41

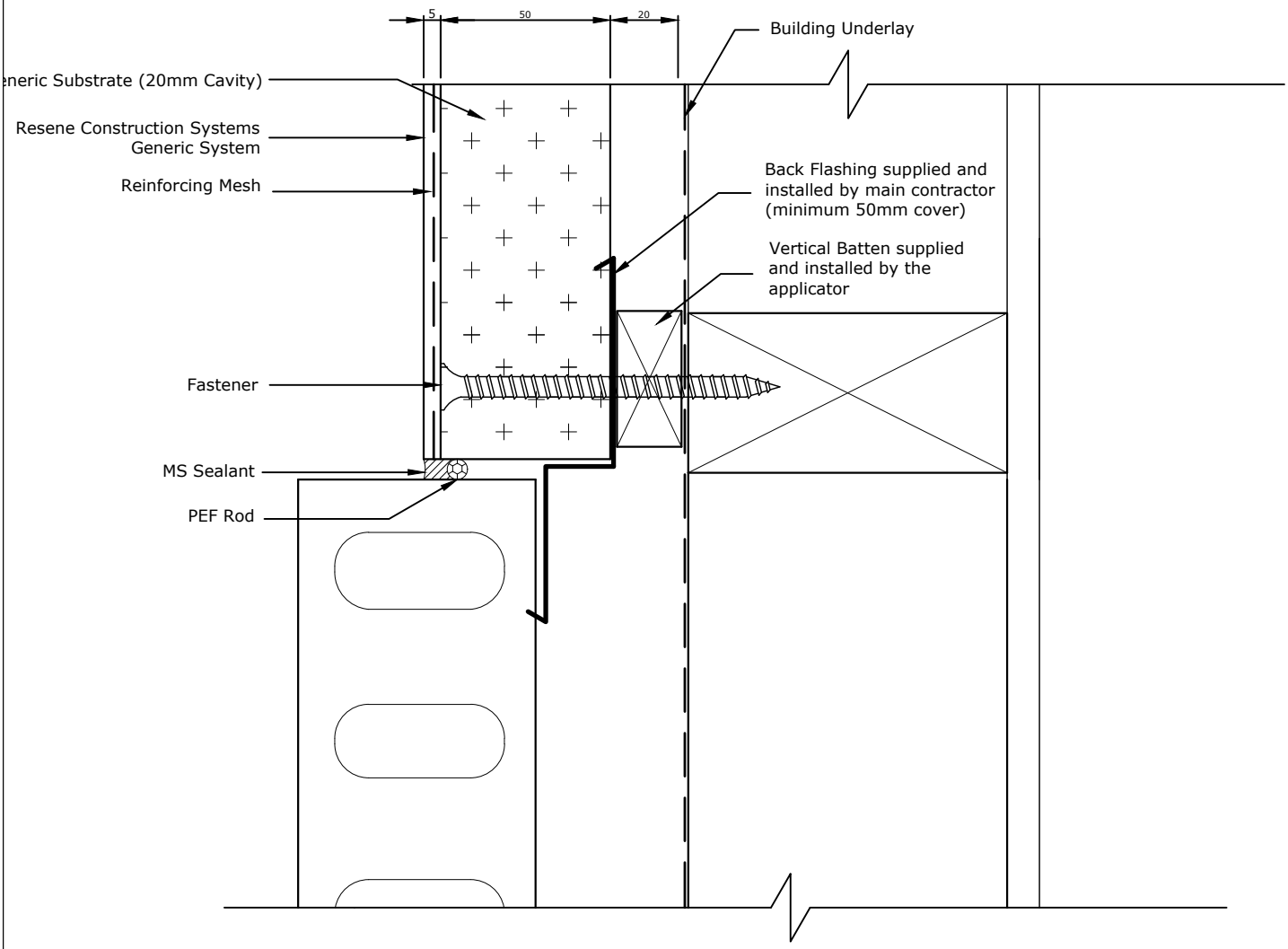

TradeSpec™ and RenderSpec™ are Registered Trademarks, both Documents are available on the Resene Construction Systems website

Resene Construction Systems

CONFIDENTIALITY: No part of this publication may be reproduced or transmitted other than the intended use by Resene Construction Systems without written consent from the author.

System
Generic System

Substrate
Generic Substrate (20mm Cavity)

Drawing Name
Vertical Junction with Brick

Scale
1 : 2 @ A4

Date
1 November 2017

Sheet
10.10.50

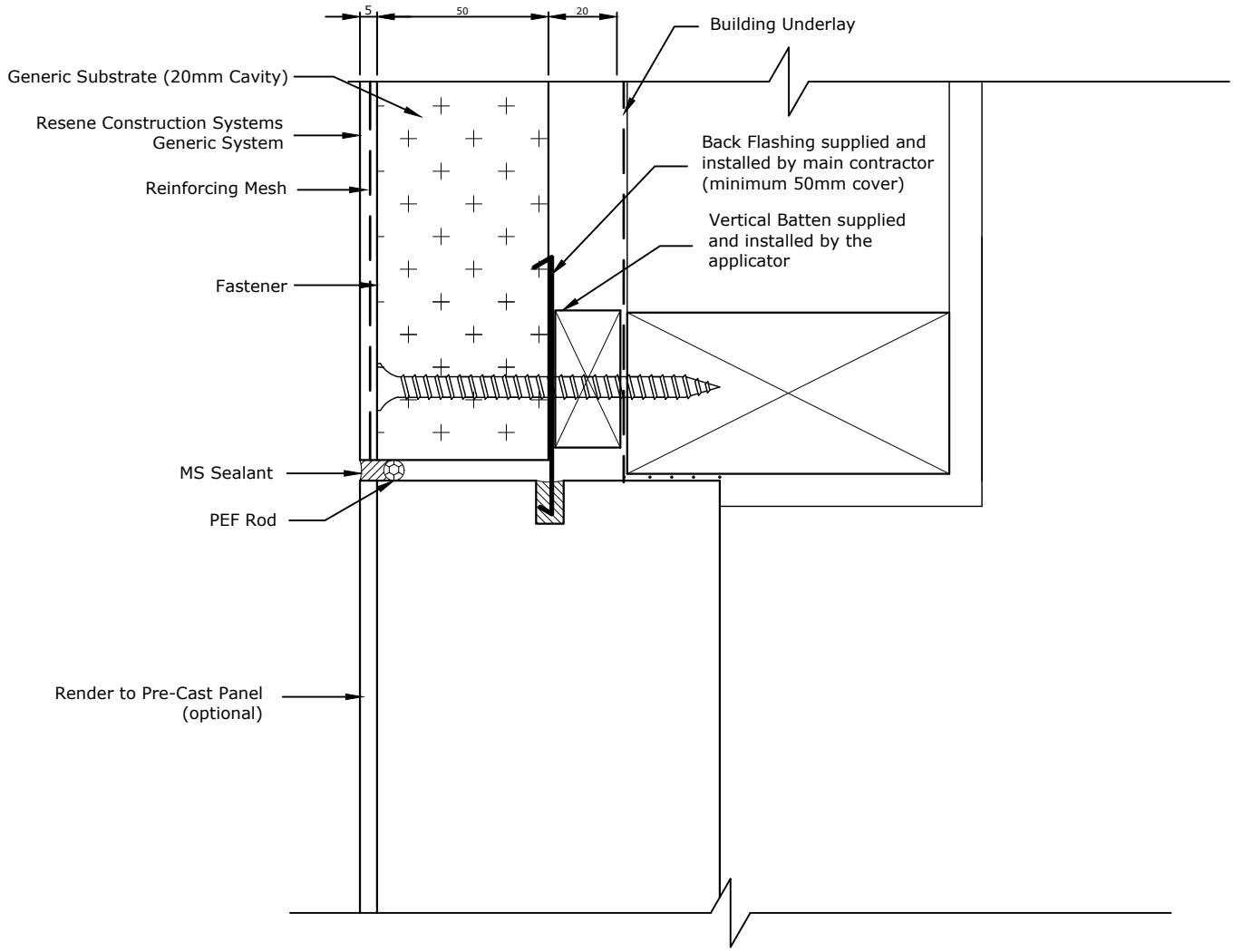

TradeSpec™ and RenderSpec™ are Registered Trademarks, both Documents are available on the Resene Construction Systems

Resene Construction Systems

CONFIDENTIALITY: No part of this publication may be reproduced or transmitted other than the intended use by Resene Construction Systems without written consent from the author.

System
Generic System

Scale
1 : 2 @ A4

Substrate
Generic Substrate (20mm Cavity)

Date
1 November 2017

Drawing Name
Vertical Junction with Precast Panel

Sheet
10.10.60

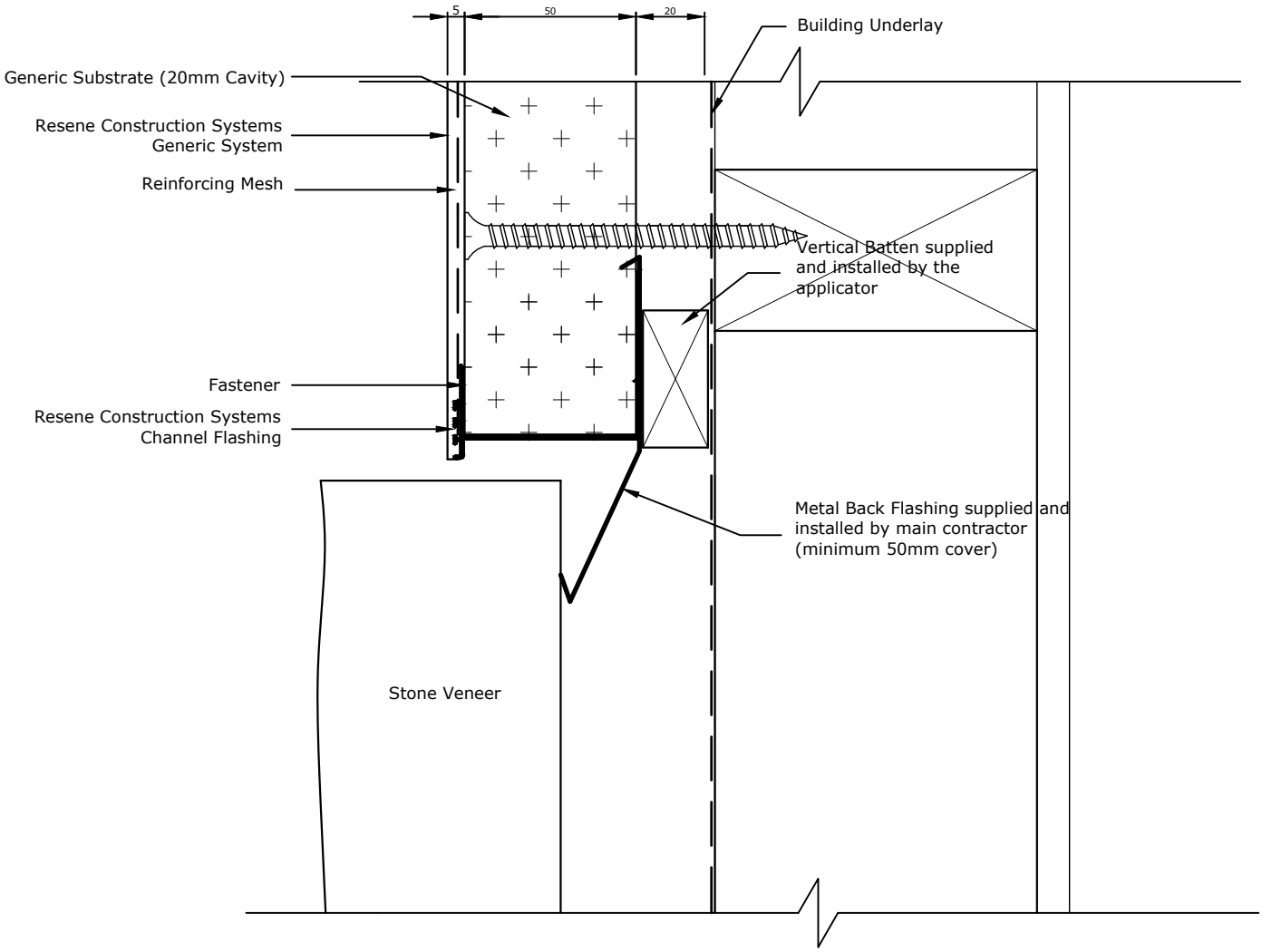

TradeSpec™ and RenderSpec™ are Registered Trademarks, both Documents are available on the Resene Construction Systems

Resene Construction Systems

CONFIDENTIALITY: No part of this publication may be reproduced or transmitted other than the intended use by Resene Construction Systems without written consent from the author.

System
Generic System

Scale
1 : 2 @ A4

Substrate
Generic Substrate (20mm Cavity)

Date
1 November 2017

Drawing Name
Vertical Junction with Stone

Sheet
10.10.65

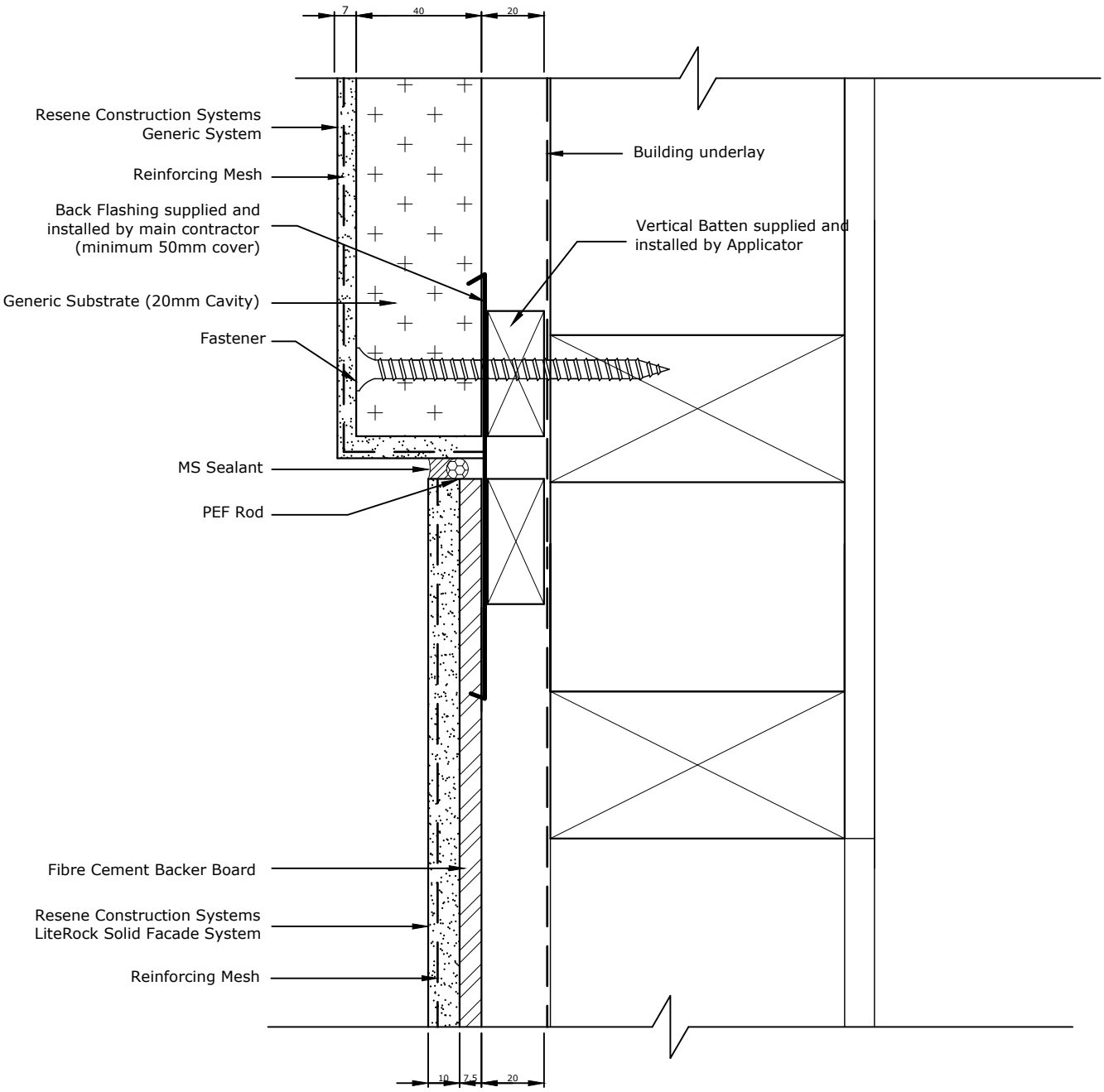

TradeSpec™ and RenderSpec™ are Registered Trademarks, both Documents are available on the Resene Construction Systems

Resene Construction Systems

CONFIDENTIALITY: No part of this publication may be reproduced or transmitted other than the intended use by Resene Construction Systems without written consent from the author.

System
Generic System

Substrate
Generic Substrate (20mm Cavity)

Drawing Name
Vertical Junction with LiteRock

Scale
1 : 2 @ A4

Date
1 November 2017

Sheet
10.10.70

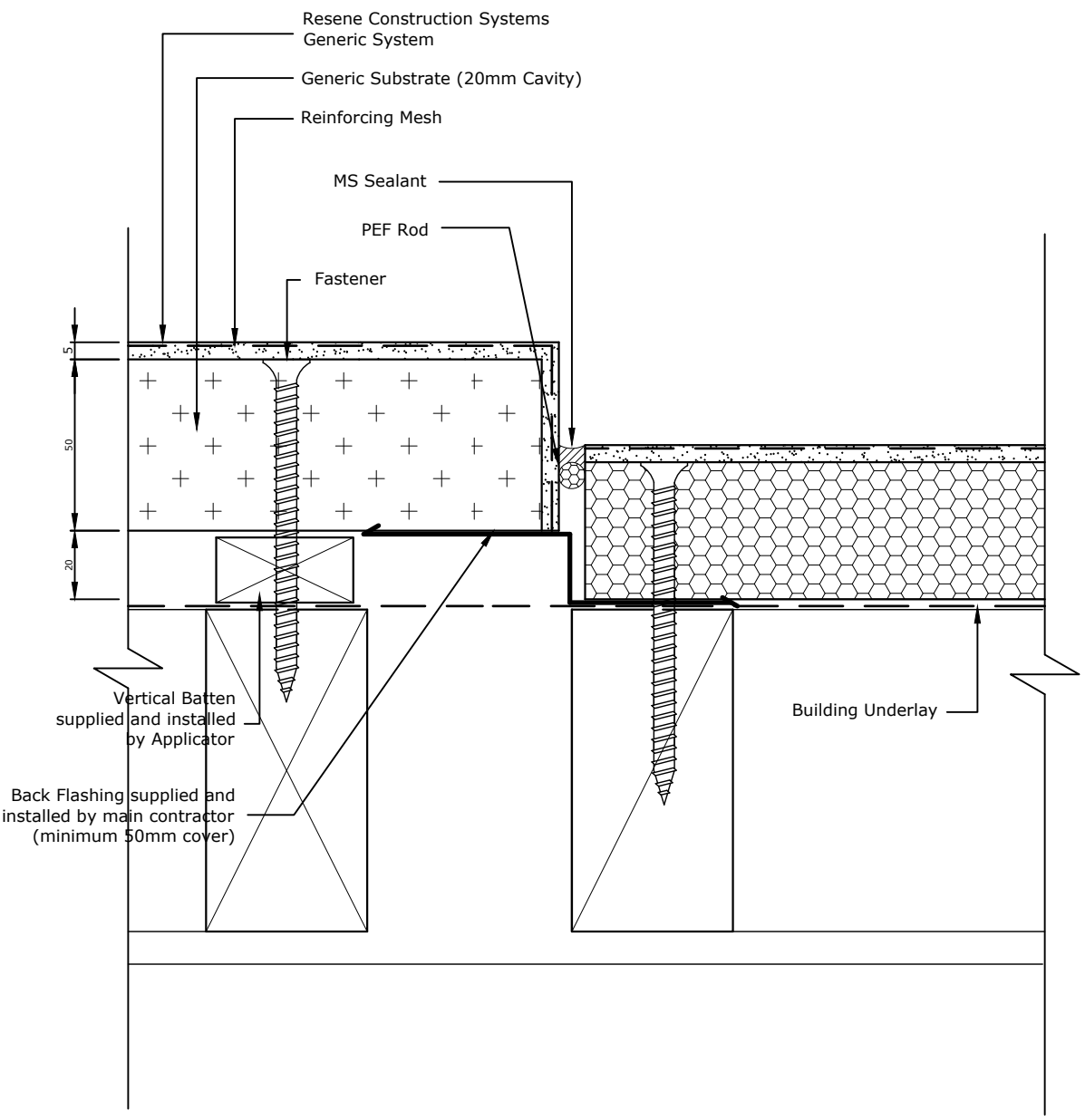

TradeSpec™ and RenderSpec™ are Registered Trademarks, both Documents are available on the Resene Construction Systems

Resene Construction Systems

CONFIDENTIALITY: No part of this publication may be reproduced or transmitted other than the intended use by Resene Construction Systems without written consent from the author.

System
Generic System

Substrate
Generic Substrate (20mm Cavity)

Drawing Name
Vertical Junction with Exsisting EIFS

Scale
1 : 2 @ A4

Date
1 November 2017

Sheet
10.10.80

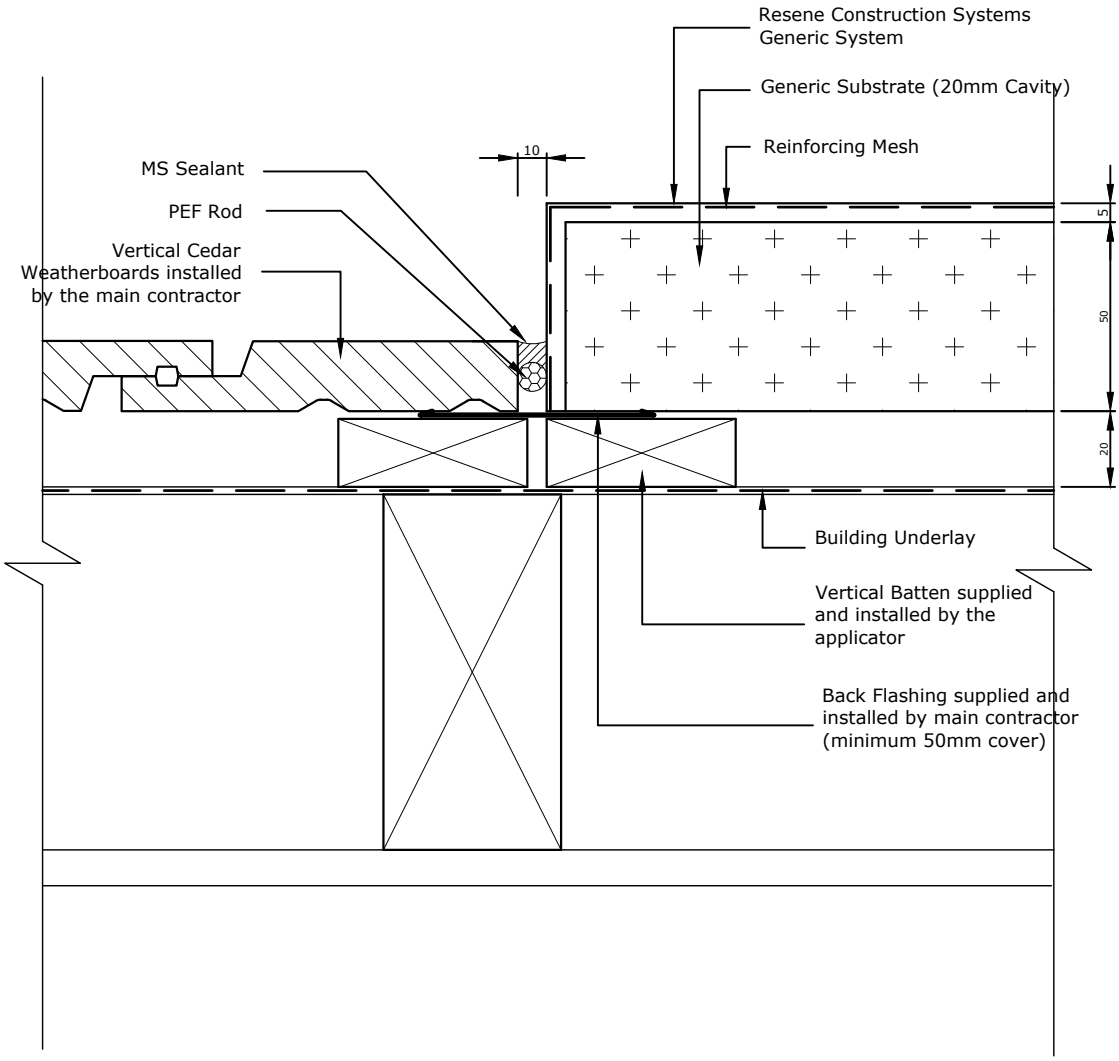

All Control Joint spacings and setouts are the responsibility of the Designer, for suggested locations refer to RCS TradeSpec™ Document 1.4

TradeSpec™ and RenderSpec™ are Registered Trademarks, both Documents are available on the Resene Construction Systems

Resene Construction Systems

CONFIDENTIALITY: No part of this publication may be reproduced or transmitted other than the intended use by Resene Construction Systems without written consent from the author.

System
Generic System

Substrate
Generic Substrate (20mm Cavity)

Drawing Name
Vertical Junction with Vertical Cedar Weatherboards

Scale
1 : 2 @ A4

Date
1 November 2017

Sheet
10.10.90

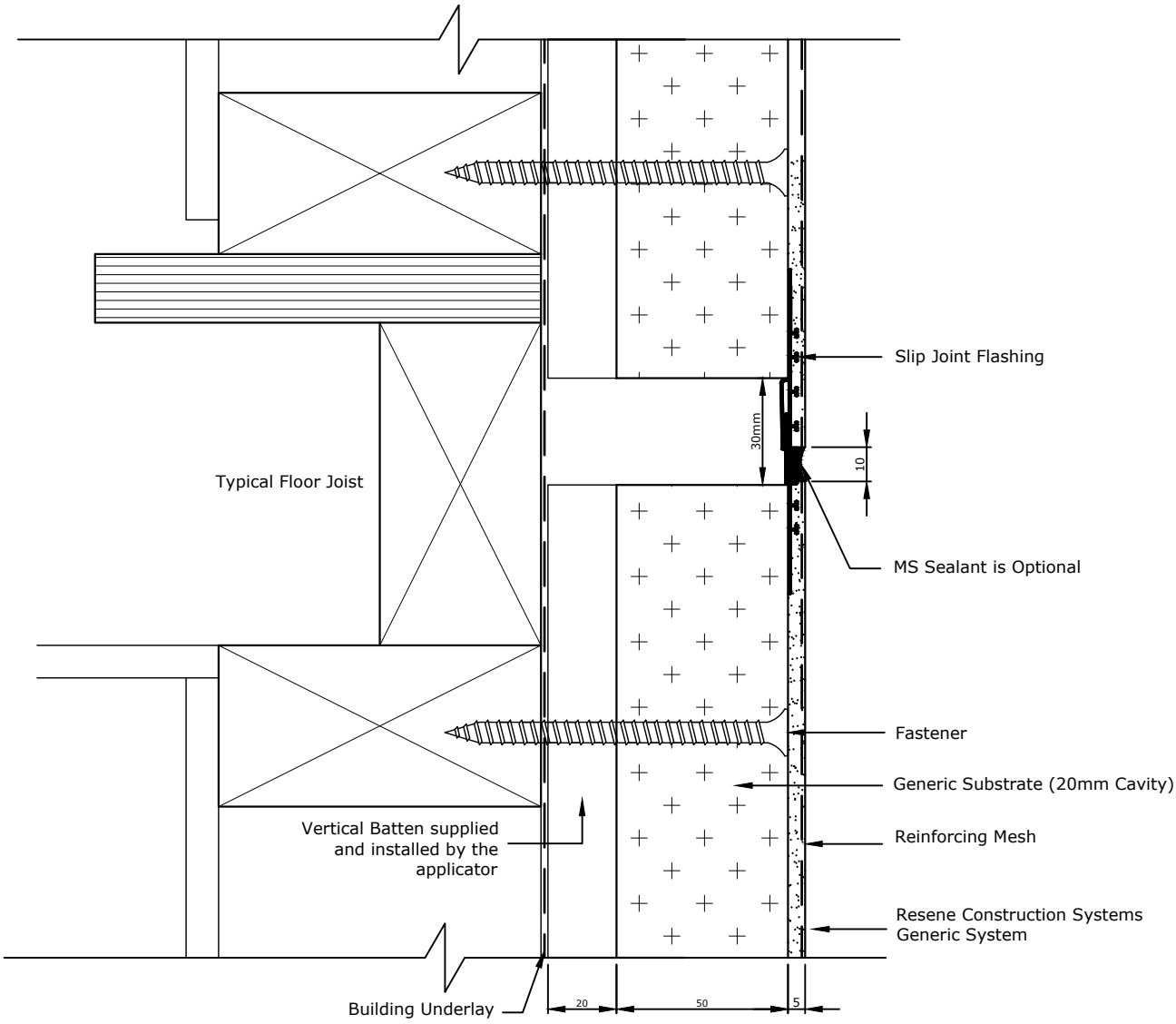

All Control Joint spacings and setouts are the responsibility of the Designer, for suggested locations refer to RCS TradeSpec™ Document 1.4

Please note that there should be no fixings into the floor joists, the substrate should be left floating over this point.

Continuous cavities must not be limited to two-storeys or 7m in height in accordance with E2/AS1 Paragraph 9.1.9.4.

TradeSpec™ and RenderSpec™ are Registered Trademarks, both Documents are available on the Resene Construction Systems website

Resene Construction Systems

CONFIDENTIALITY: No part of this publication may be reproduced or transmitted other than the intended use by Resene Construction Systems without written consent from the author.

System
Generic System

Substrate
Generic Substrate (20mm Cavity)

Drawing Name
Horizontal Control Joint

Scale
1 : 2 @ A4

Date
1 November 2017

Sheet
10.11.00

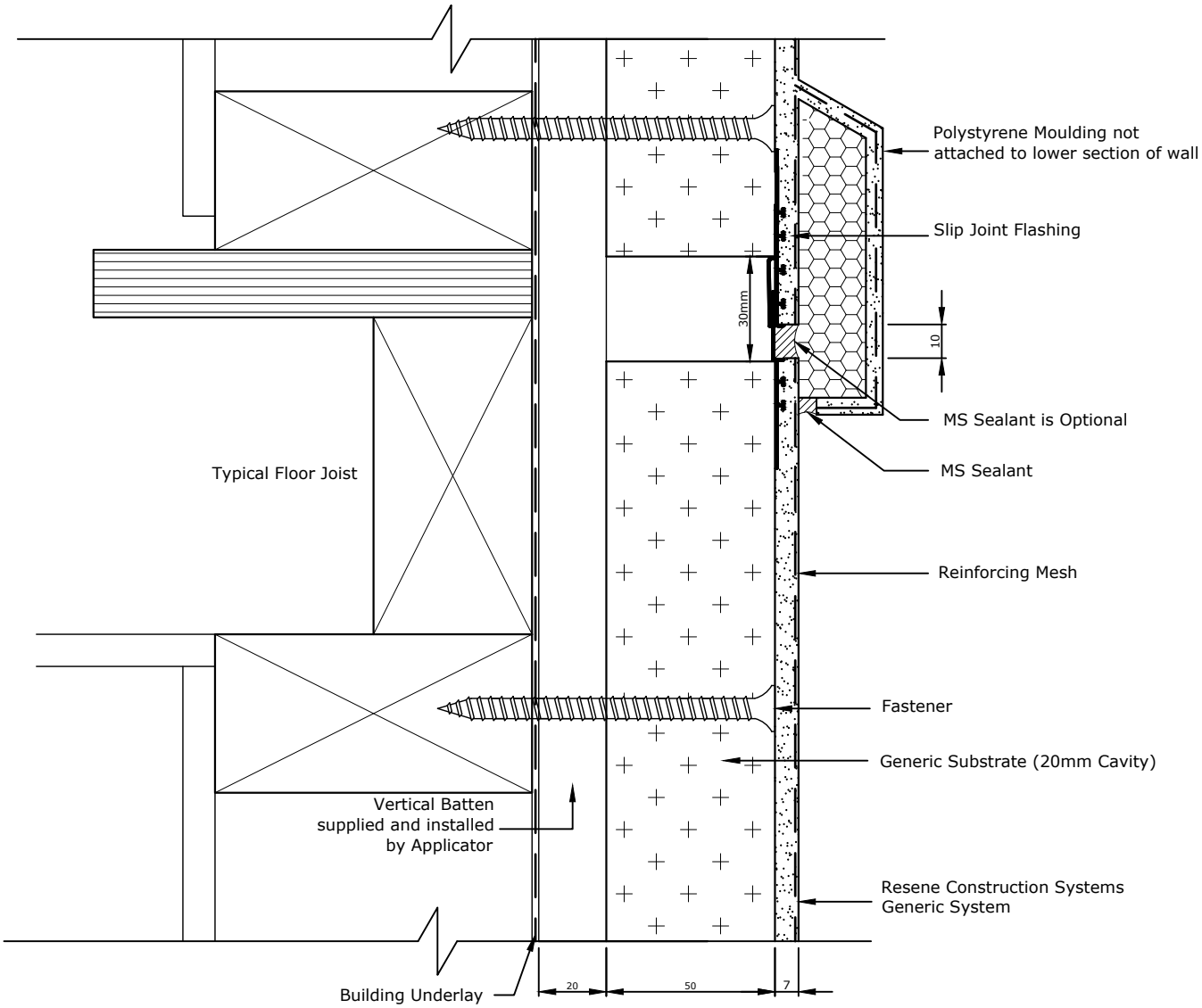

Please note that there should be no fixings into the floor joists, the substrate should be left floating over this point.

All Control Joint spacings and setouts are the responsibility of the Designer, for suggested locations refer to RCS TradeSpec™ Document 1.4 for suggested locations

TradeSpec™ and RenderSpec™ are Registered Trademarks, both Documents are available on the Resene Construction Systems

Resene Construction Systems

CONFIDENTIALITY: No part of this publication may be reproduced or transmitted other than the intended use by Resene Construction Systems without written consent from the author.

System
Generic System

Substrate
Generic Substrate (20mm Cavity)

Drawing Name
Horizontal Control Joint with Moulding

Scale
1 : 2 @ A4

Date
1 November 2017

Sheet
10.11.01

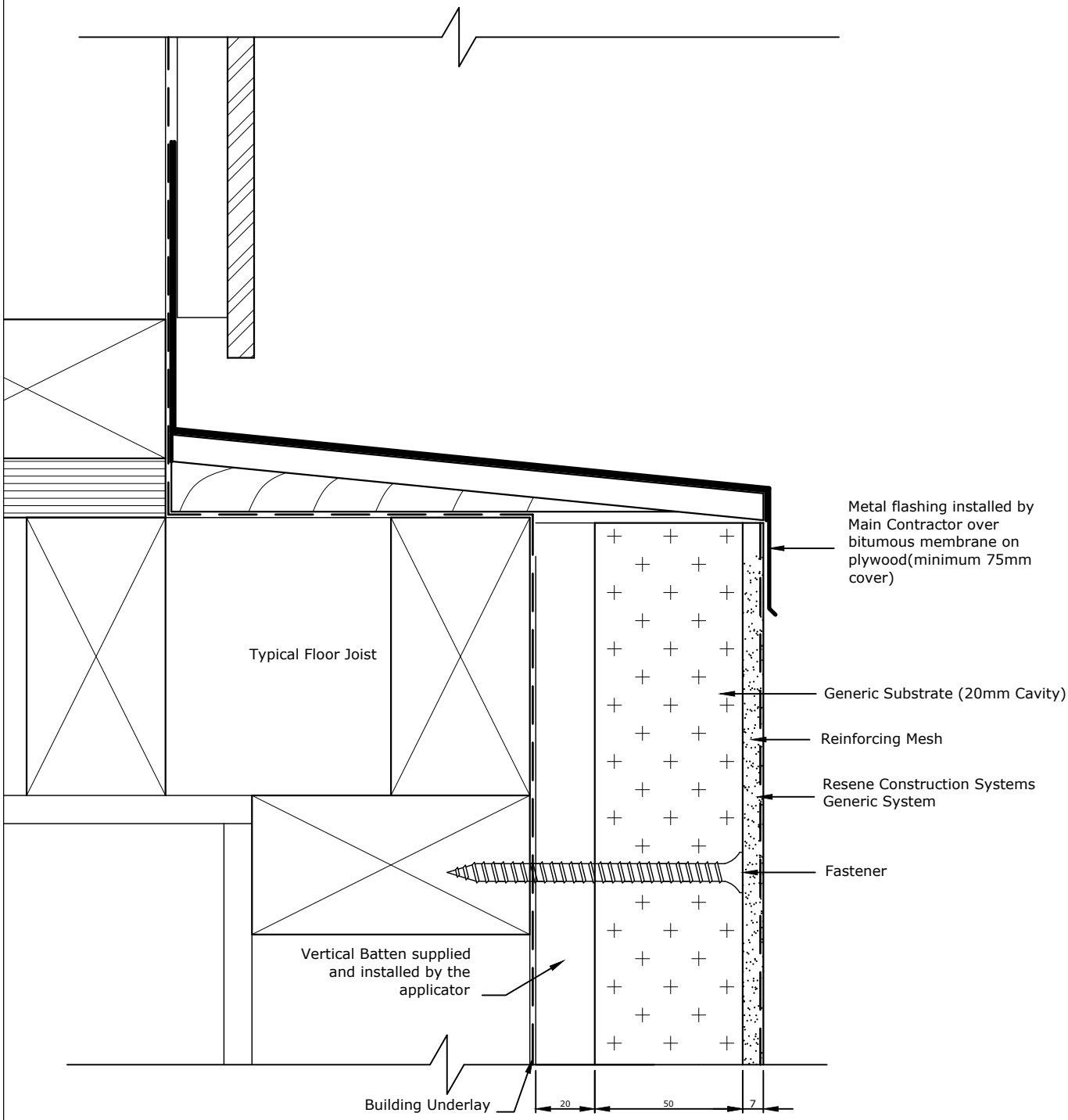

Metal flashing must be taped to the Building Underlay by the main contractor/window installer

Metal Flashing to have a minimum 15° fall

All Control Joint spacings and setouts are the responsibility of the Designer, for suggested locations refer to RCS TradeSpec™ Document 1.4 for suggested locations

TradeSpec™ and RenderSpec™ are Registered Trademarks, both Documents are available on the Resene Construction Systems website

Resene Construction Systems

CONFIDENTIALITY: No part of this publication may be reproduced or transmitted other than the intended use by Resene Construction Systems without written consent from the author.

System
Generic System

Substrate
Generic Substrate (20mm Cavity)

Drawing Name
Mid Floor Break

Scale
1 : 2 @ A4

Date
1 November 2017

Sheet
10.11.10

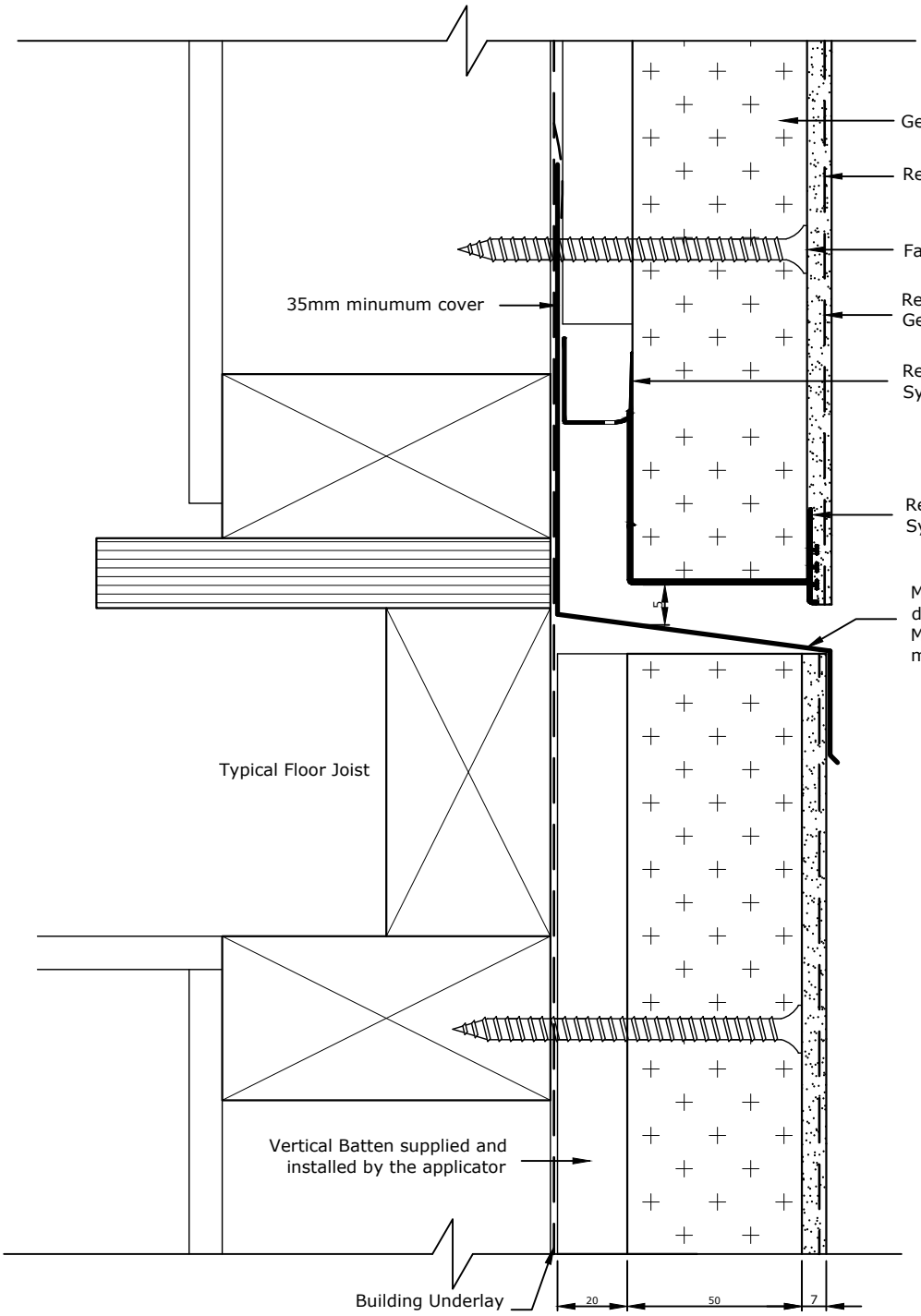

All Control Joint spacings and setouts are the responsibility of the Designer, for suggested locations refer to RCS TradeSpec™ Document 1.4 for suggested locations

Please note that there should be no fixings into the floor joists, the substrate should be left floating over this point.

Inter-storey drainage joints shall be used for walls over 2 storeys in height. Refer to NZBC E2/AS1 Paragraph 9.1.9.4

Where the wind zone is classed as Extra-High then the flashing cover distances should be extended to a minimum of 60mm

TradeSpec™ and RenderSpec™ are Registered Trademarks, both Documents are available on the Resene Construction Systems website

Resene Construction Systems

CONFIDENTIALITY: No part of this publication may be reproduced or transmitted other than the intended use by Resene Construction Systems without written consent from the author.

System
Generic System

Substrate
Generic Substrate (20mm Cavity)

Drawing Name
Horizontal Drainage Joint - Option 1

Scale
1 : 2 @ A4

Date
1 October 2019

Sheet
10.11.20

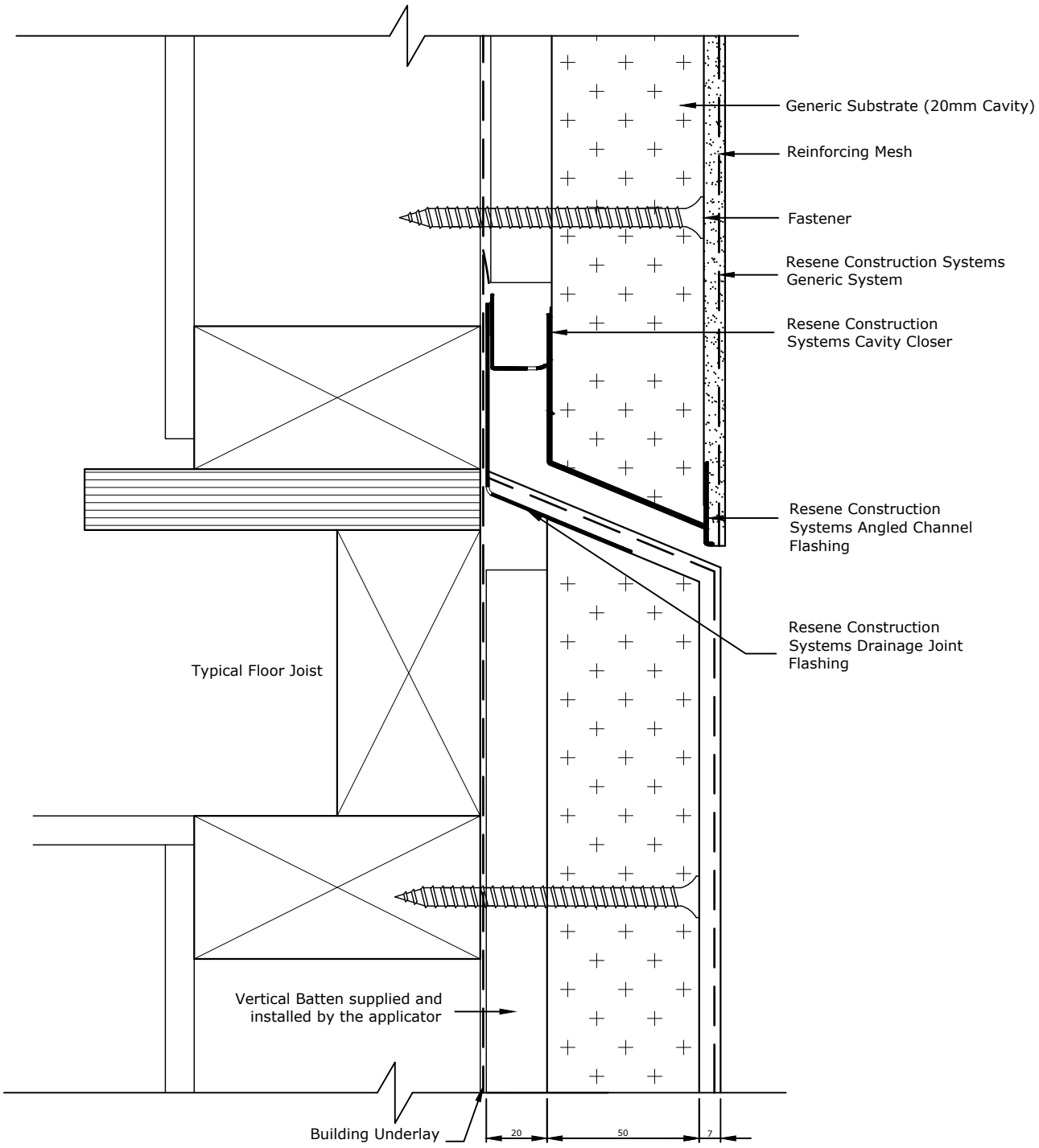

TradeSpec™ and RenderSpec™ are Registered Trademarks, both Documents are available on the Resene Construction Systems

Resene Construction Systems

CONFIDENTIALITY: No part of this publication may be reproduced or transmitted other than the intended use by Resene Construction Systems without written consent from the author.

System
Generic System

Substrate
Generic Substrate (20mm Cavity)

Drawing Name
Horizontal Drainage Joint - Option 2

Scale
1 : 2 @ A4

Date
8 August 2022

Sheet
10.11.21

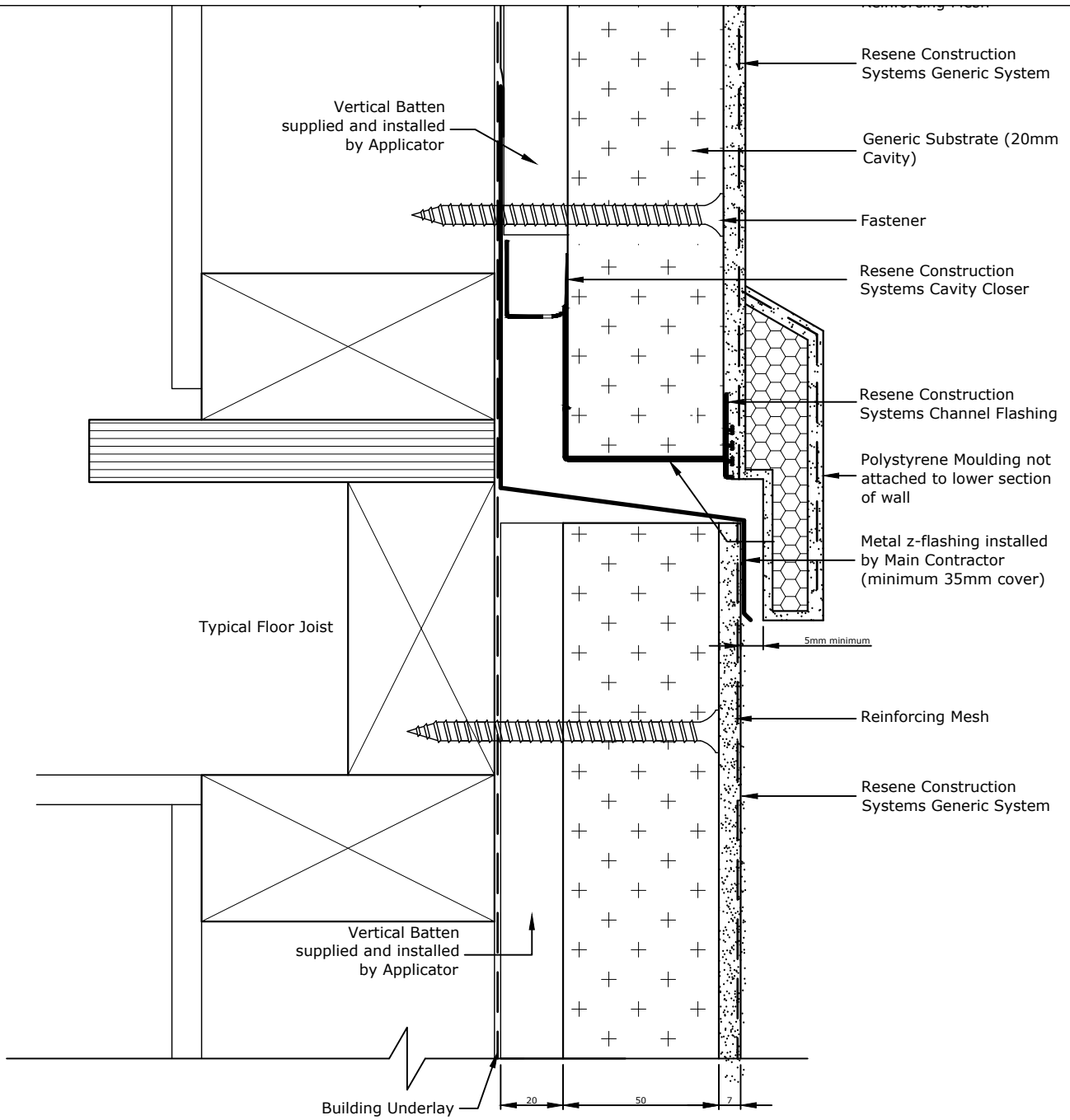

5mm clearance must be maintained between the starter strip and the metal flashing

Metal flashing must be taped to the Building Underlay by the main contractor/window installer

Metal Flashing to have a minimum 15° fall

Please note that there should be no fixings into the floor joists, the substrate should be left floating over this point.

All Control Joint spacings and setouts are the responsibility of the Designer, for suggested locations refer to RCS TradeSpec™ Document 1.4 for suggested locations

Continuous cavities must not be limited to two-storeys or 7m in height in accordance with E2/AS1 Paragraph 9.1.9.4.

TradeSpec™ and RenderSpec™ are Registered Trademarks, both Documents are available on the Resene Construction Systems

Resene Construction Systems

CONFIDENTIALITY: No part of this publication may be reproduced or transmitted other than the intended use by Resene Construction Systems without written consent from the author.

System	Scale
Generic System	1 : 2 @ A4
Substrate	**Date**
Generic Substrate (20mm Cavity)	1 October 2019
Drawing Name	**Sheet**
Horizontal Drainage Joint with Moulding	10.11.22

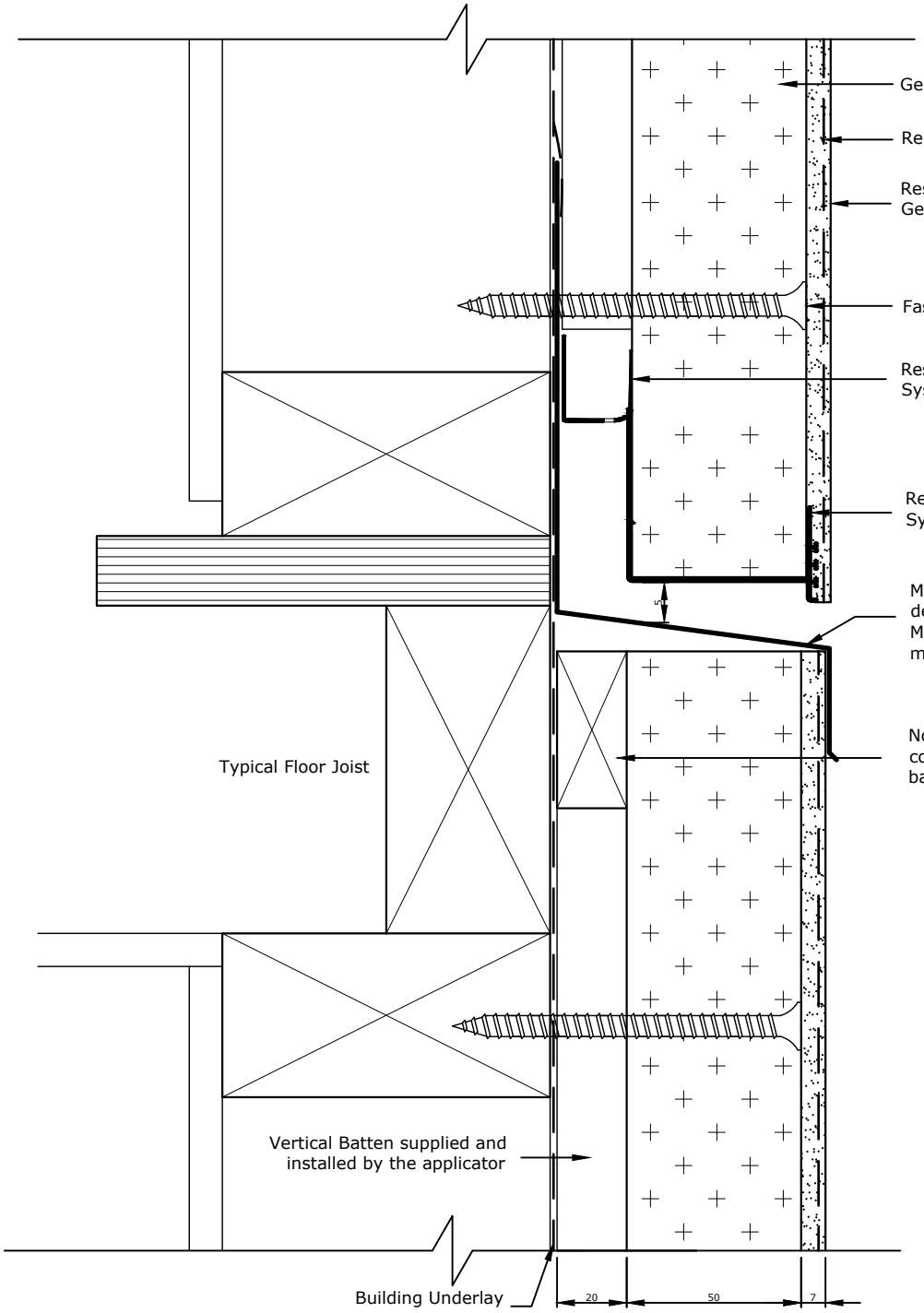

All Control Joint spacings and setouts are the responsibility of the Designer, for suggested locations refer to RCS TradeSpec™ Document 1.4 for suggested locations

Please note that there should be no fixings into the floor joists, the substrate should be left floating over this point.

Inter-storey drainage joints shall be used for walls over 2 storeys in height. Refer to NZBC E2/AS1 Paragraph 9.1.9.4

Where the wind zone is classed as Extra-High then the flashing cover distances should be extended to a minimum of 60mm

TradeSpec™ and RenderSpec™ are Registered Trademarks, both Documents are available on the Resene Construction Systems

Resene Construction Systems

CONFIDENTIALITY: No part of this publication may be reproduced or transmitted other than the intended use by Resene Construction Systems without written consent from the author.

System
Generic System

Scale
1 : 2 @ A4

Substrate
Generic Substrate (20mm Cavity)

Date
1 November 2017

Drawing Name
Horizontal Drainage Joint (Fire Break)

Sheet
10.11.23

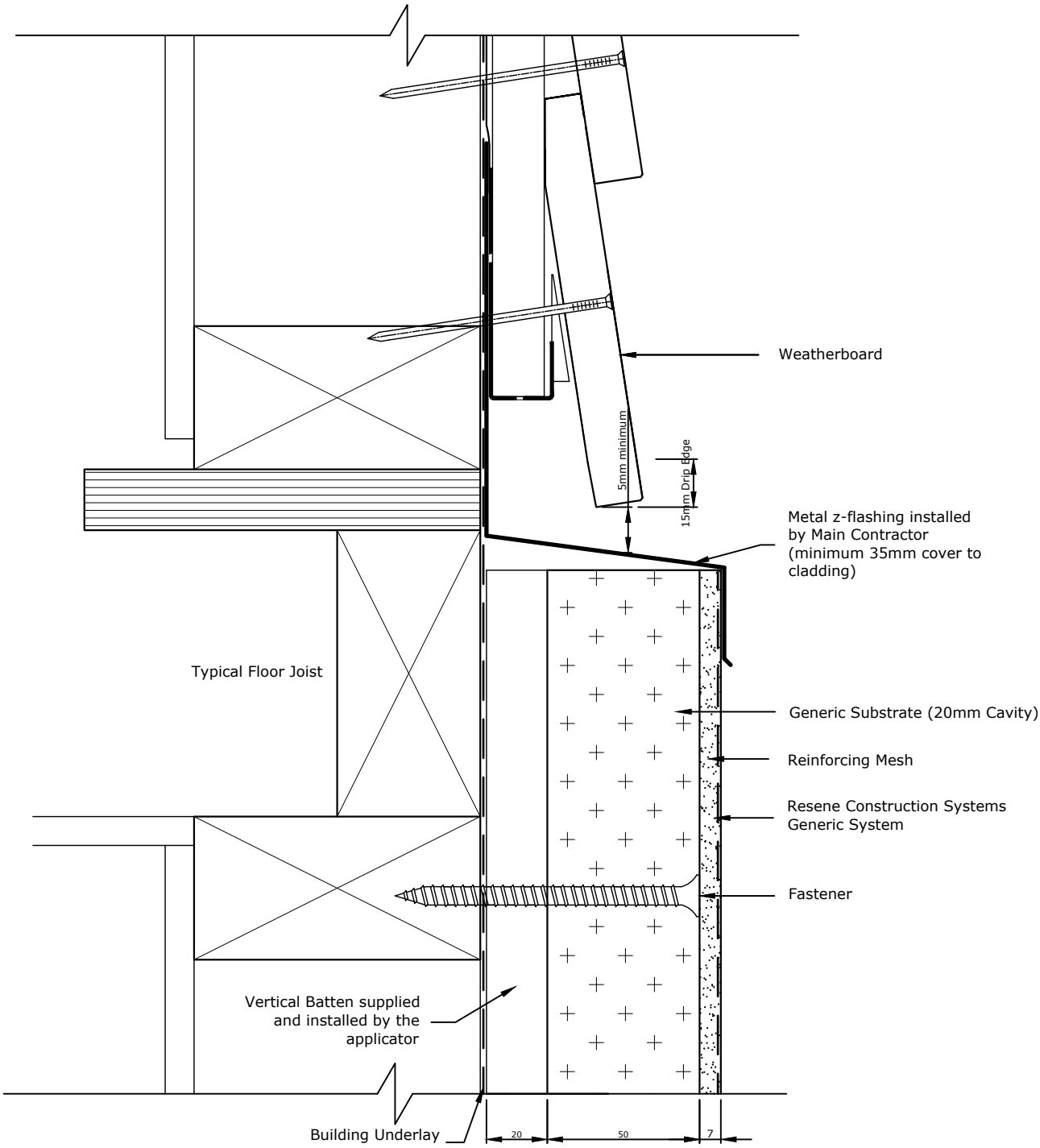

Metal flashing must be taped to the Building Underlay by the main contractor/window installer

Metal Flashing to have a minimum 15° fall

Please note that there should be no fixings into the floor joists, the substrate should be left floating over this point.

TradeSpec™ and RenderSpec™ are Registered Trademarks, both Documents are available on the Resene Construction Systems website

Resene Construction Systems

CONFIDENTIALITY: No part of this publication may be reproduced or transmitted other than the intended use by Resene Construction Systems without written consent from the author.

System
Generic System

Scale
1 : 2 @ A4

Substrate
Generic Substrate (20mm Cavity)

Date
22 April 2022

Drawing Name
Horizontal Junction with Weatherboard Above - Option 1

Sheet
10.11.30

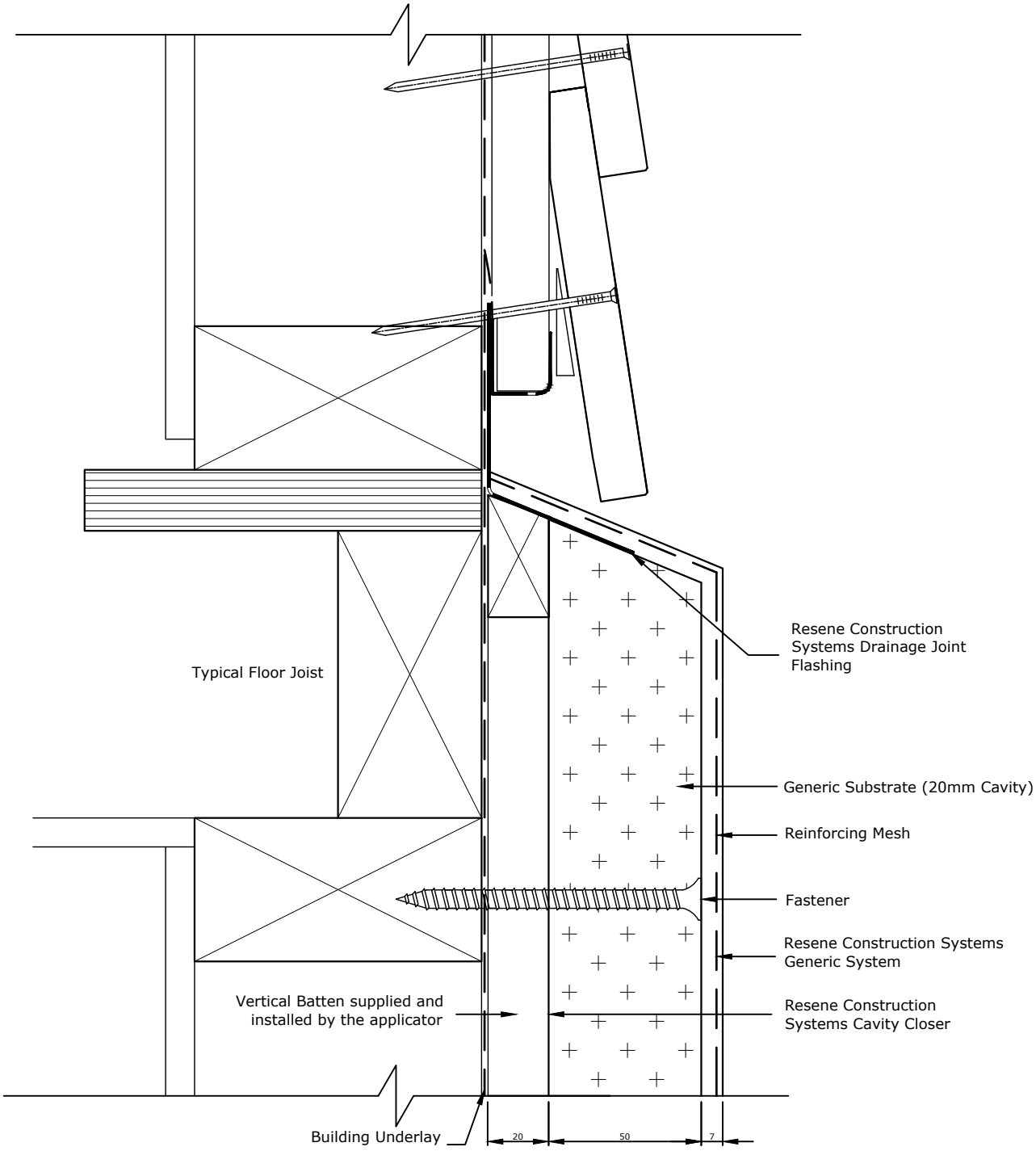

TradeSpec™ and RenderSpec™ are Registered Trademarks, both Documents are available on the Resene Construction Systems

Resene Construction Systems

CONFIDENTIALITY: No part of this publication may be reproduced or transmitted other than the intended use by Resene Construction Systems without written consent from the author.

System
Generic System

Scale
1 : 2 @ A4

Substrate
Generic Substrate (20mm Cavity)

Date
8 August 2022

Drawing Name
Horizontal Junction with Weatherboard Above - Option 2

Sheet
10.11.31

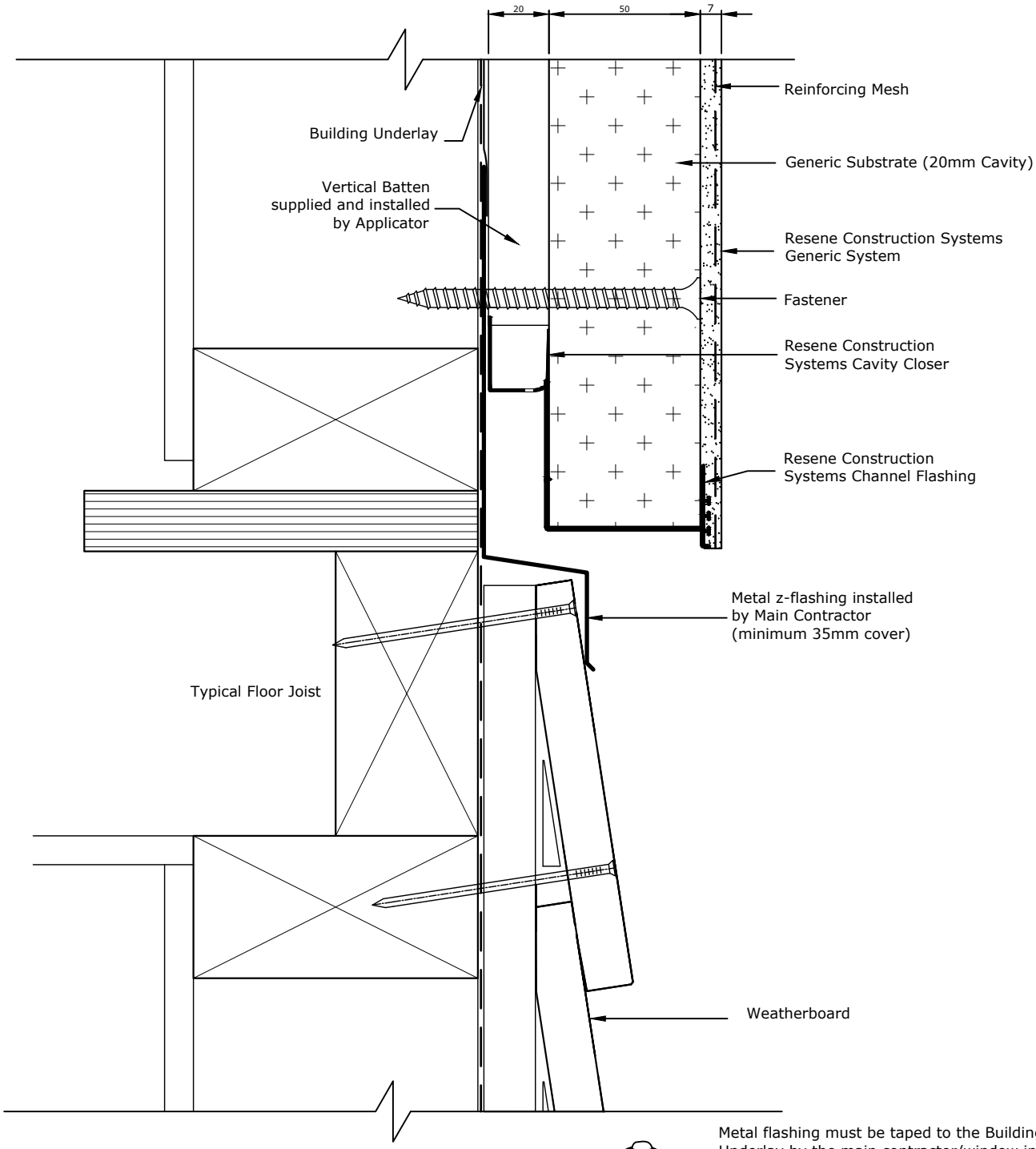

Metal flashing must be taped to the Building Underlay by the main contractor/window installer

Metal Flashing to have a minimum 15° fall

5mm Clearance to be maintained between metal flashing and Resene Construction Systems Integra Facade System

TradeSpec™ and RenderSpec™ are Registered Trademarks, both Documents are available on the Resene Construction Systems

Resene Construction Systems

CONFIDENTIALITY: No part of this publication may be reproduced or transmitted other than the intended use by Resene Construction Systems without written consent from the author.

System
Generic System

Substrate
Generic Substrate (20mm Cavity)

Drawing Name
Horizontal Junction with Weatherboard Below

Scale
1 : 2 @ A4

Date
1 October 2019

Sheet
10.11.32

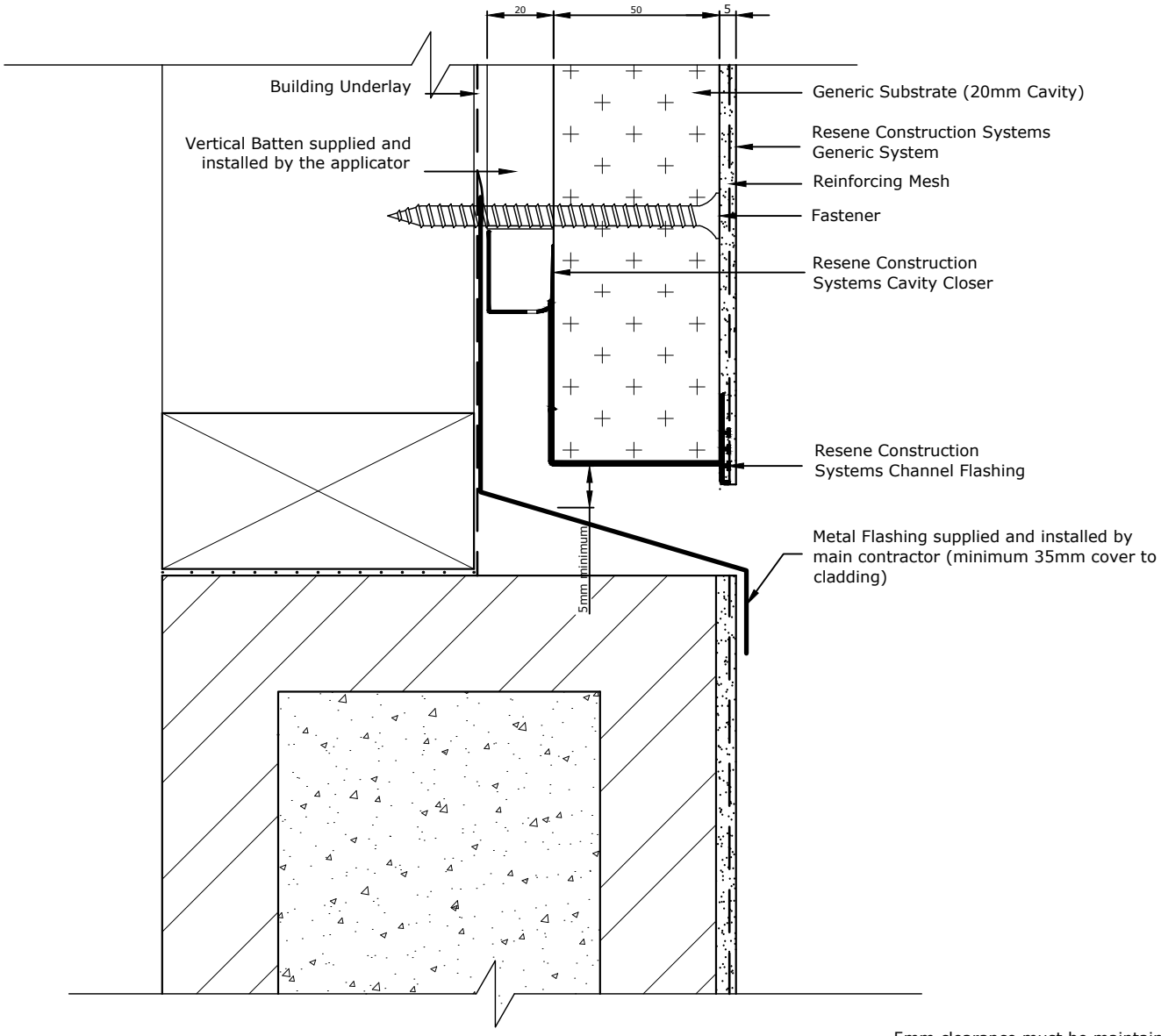

5mm clearance must be maintained between the starter strip and the metal flashing

Metal flashing must be taped to the Building Underlay by the main contractor

Metal Flashing to have a minimum 15° fall

TradeSpec™ and RenderSpec™ are Registered Trademarks, both Documents are available on the Resene Construction Systems website

Resene Construction Systems

CONFIDENTIALITY: No part of this publication may be reproduced or transmitted other than the intended use by Resene Construction Systems without written consent from the author.

System
Generic System

Substrate
Generic Substrate (20mm Cavity)

Drawing Name
Horizontal Junction with Concrete Block - Option 1

Scale
1 : 2 @ A4

Date
1 October 2019

Sheet
10.11.40

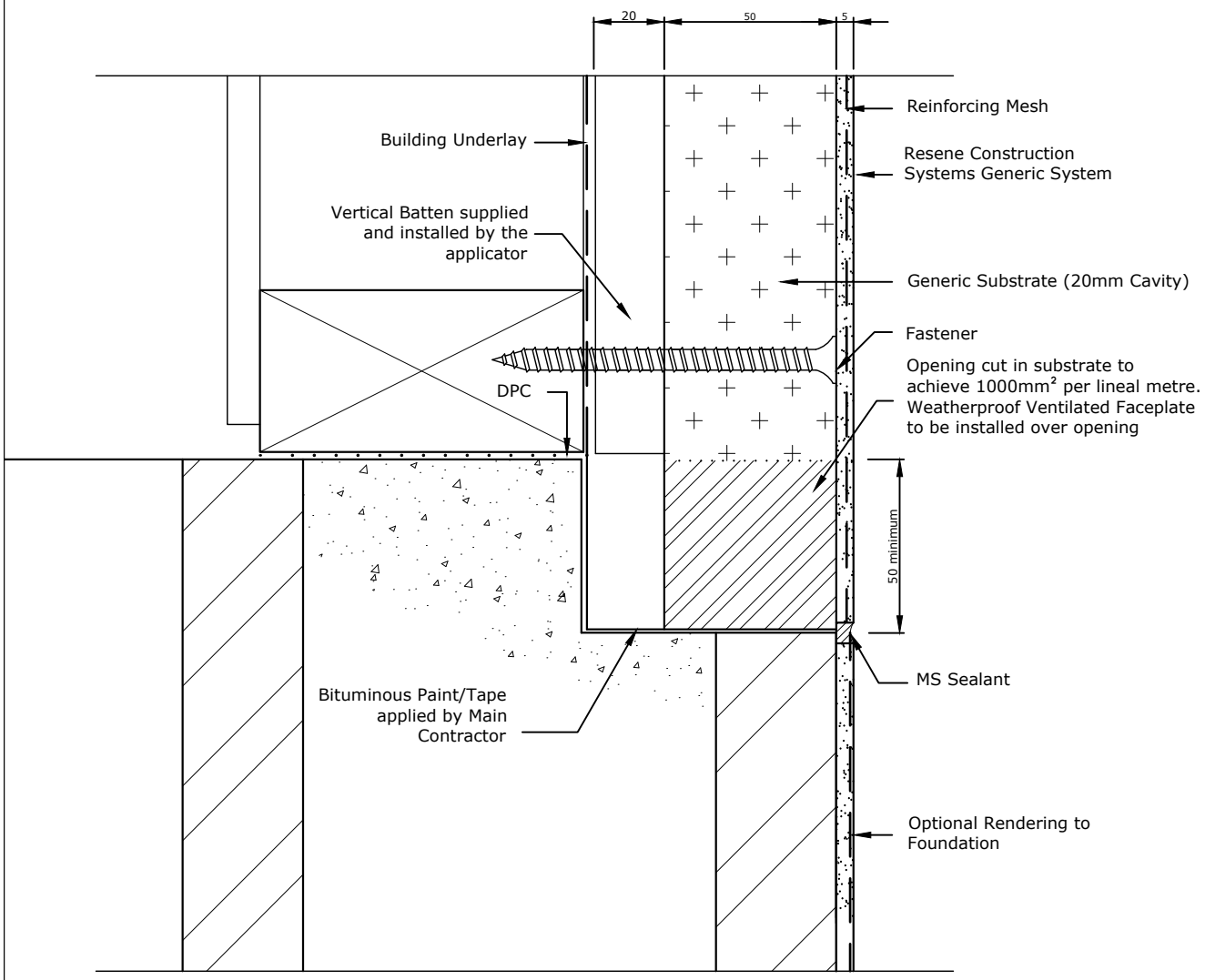

TradeSpec™ and RenderSpec™ are Registered Trademarks, both Documents are available on the Resene Construction Systems

Resene Construction Systems

CONFIDENTIALITY: No part of this publication may be reproduced or transmitted other than the intended use by Resene Construction Systems without written consent from the author.

System
Generic System

Substrate
Generic Substrate (20mm Cavity)

Drawing Name
Horizontal Junction with Concrete Block - Option 2

Scale
1 : 2 @ A4

Date
1 November 2017

Sheet
10.11.41

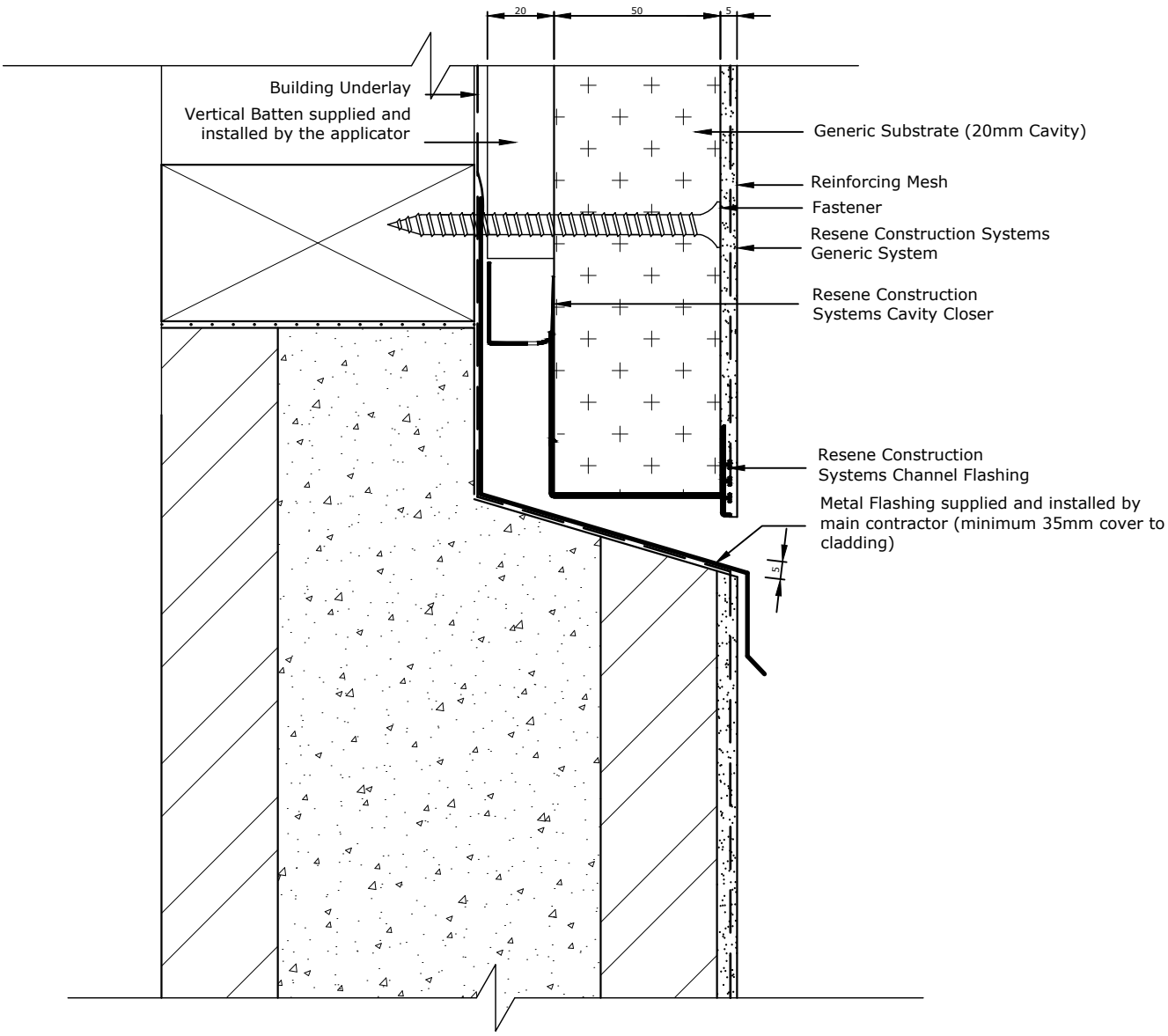

TradeSpec™ and RenderSpec™ are Registered Trademarks, both Documents are available on the Resene Construction Systems

Resene Construction Systems

CONFIDENTIALITY: No part of this publication may be reproduced or transmitted other than the intended use by Resene Construction Systems without written consent from the author.

System
Generic System

Scale
1 : 2 @ A4

Substrate
Generic Substrate (20mm Cavity)

Date
1 October 2019

Drawing Name
Horizontal Junction with Concrete Block - Option 3

Sheet
10.11.43

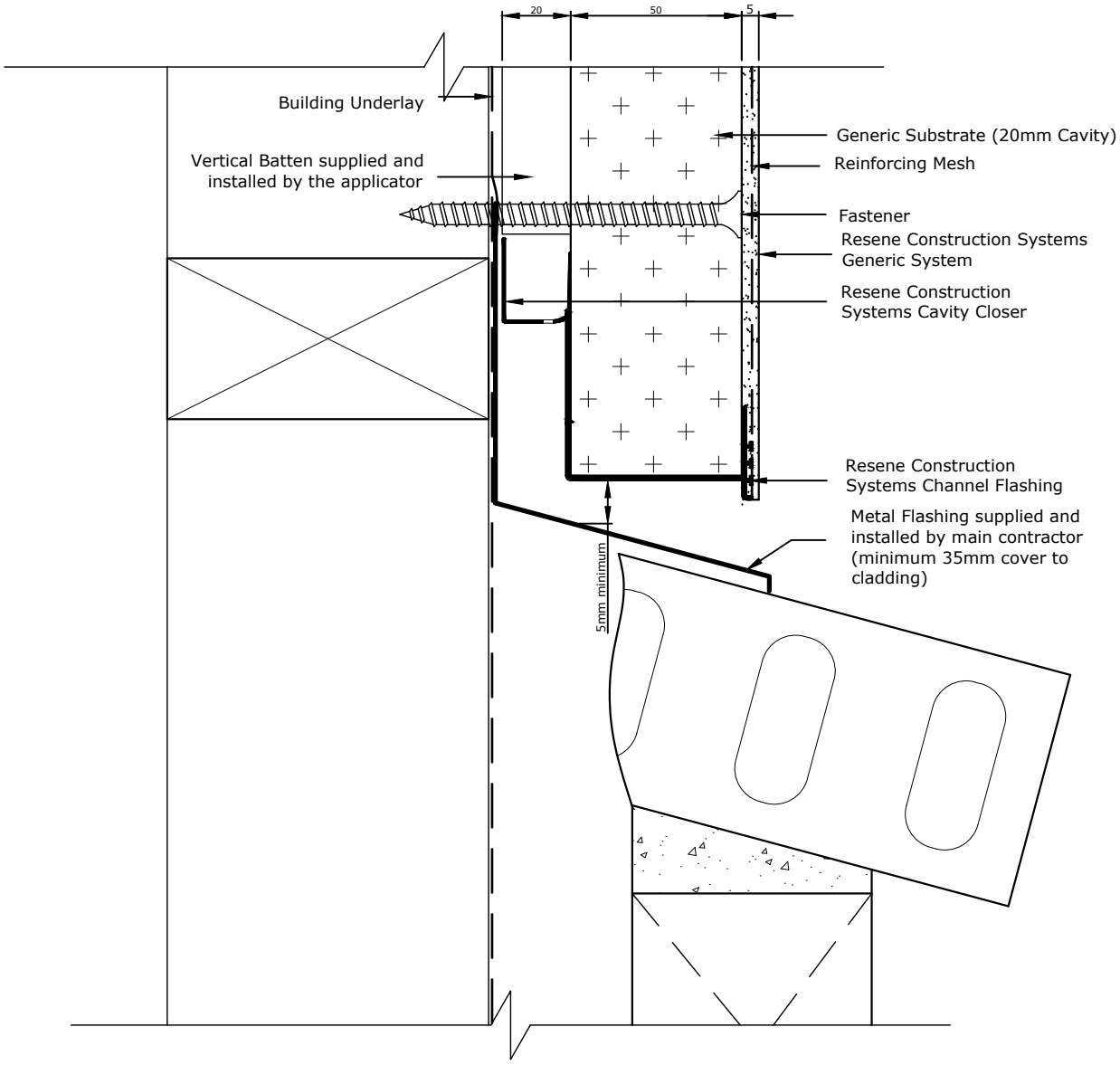

5mm clearance must be maintained between the starter strip and the metal flashing

Metal flashing must be taped to the Building Underlay by the main contractor

Metal Flashing to have a minimum 15° fall

TradeSpec™ and RenderSpec™ are Registered Trademarks, both Documents are available on the Resene Construction Systems website

Resene Construction Systems

CONFIDENTIALITY: No part of this publication may be reproduced or transmitted other than the intended use by Resene Construction Systems without written consent from the author.

System
Generic System

Substrate
Generic Substrate (20mm Cavity)

Drawing Name
Horizontal Junction with Brick - Option 1

Scale
1 : 2 @ A4

Date
1 October 2019

Sheet
10.11.50

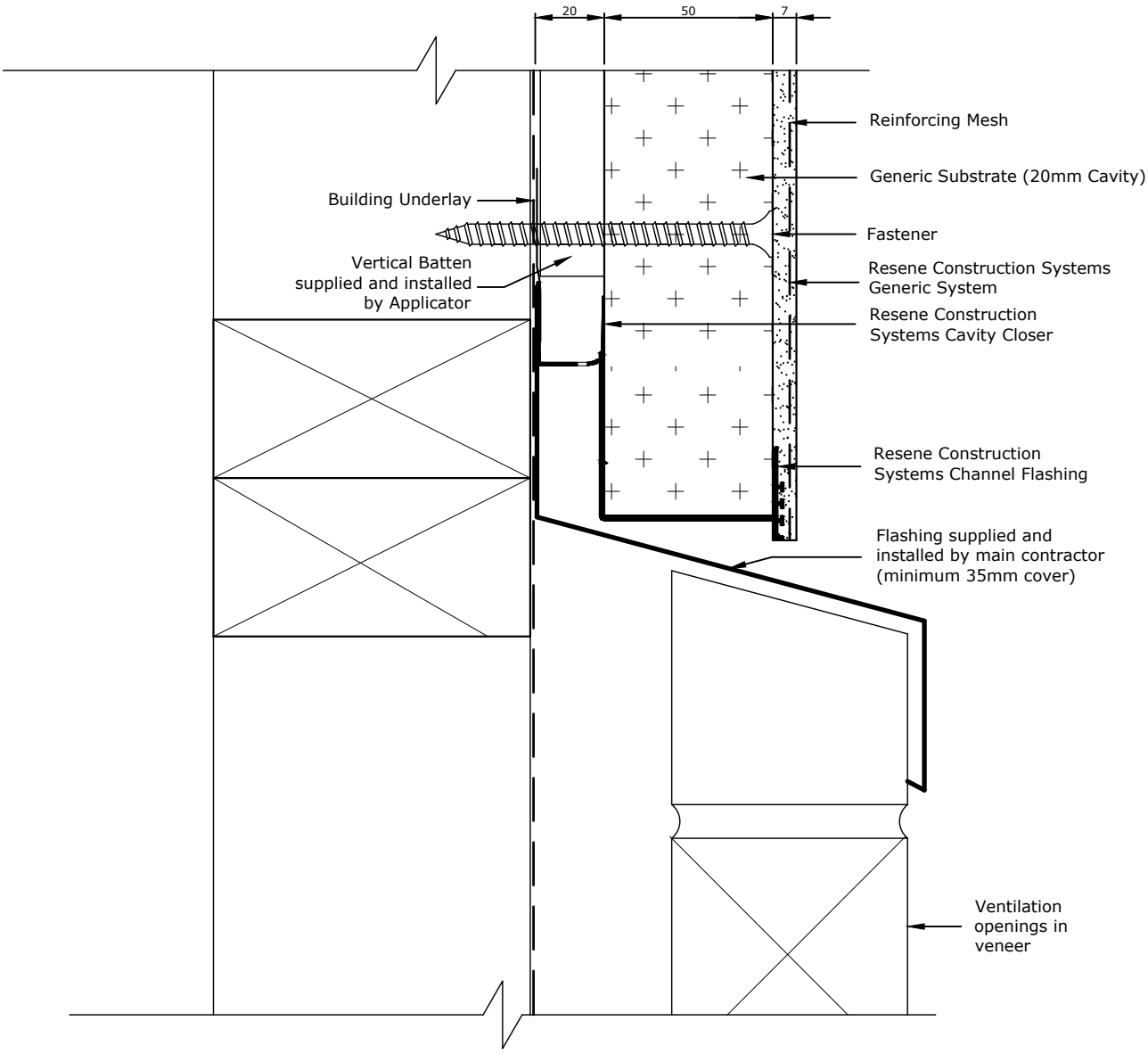

5mm clearance must be maintained between the starter strip and the metal flashing

Metal flashing must be taped to the Building Underlay by the main contractor/window installer

Metal Flashing to have a minimum 15° fall

TradeSpec™ and RenderSpec™ are Registered Trademarks, both Documents are available on the Resene Construction Systems

Resene Construction Systems

CONFIDENTIALITY: No part of this publication may be reproduced or transmitted other than the intended use by Resene Construction Systems without written consent from the author.

System
Generic System

Substrate
Generic Substrate (20mm Cavity)

Drawing Name
Horizontal Junction with Brick - Option 2

Scale
1 : 2 @ A4

Date
1 October 2019

Sheet
10.11.51

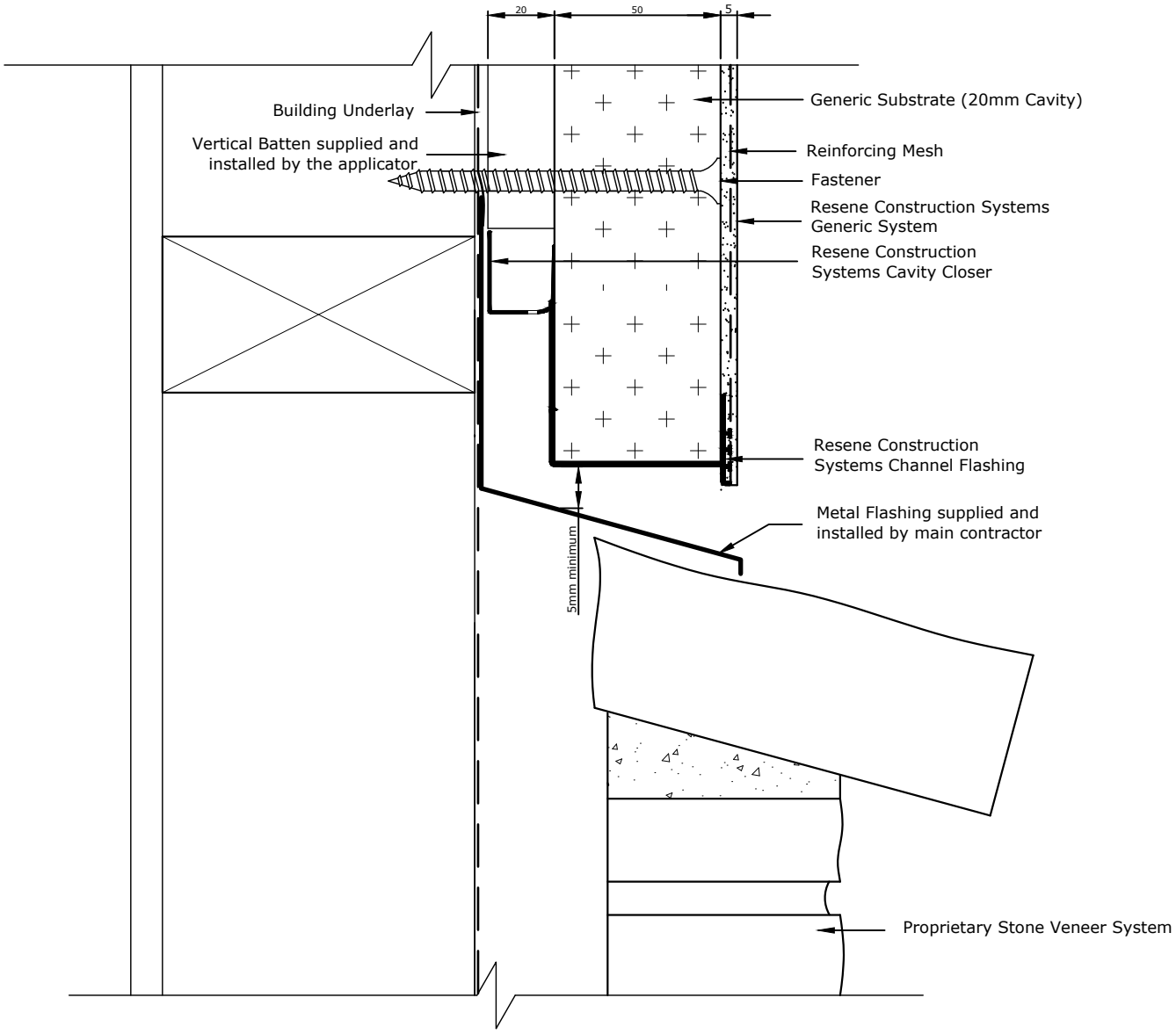

5mm clearance must be maintained between the starter strip and the metal flashing

Metal flashing must be taped to the Building Underlay by the main contractor

Metal Flashing to have a minimum 15° fall

TradeSpec™ and RenderSpec™ are Registered Trademarks, both Documents are available on the Resene Construction Systems website

Resene Construction Systems

CONFIDENTIALITY: No part of this publication may be reproduced or transmitted other than the intended use by Resene Construction Systems without written consent from the author.

System
Generic System

Substrate
Generic Substrate (20mm Cavity)

Drawing Name
Horizontal Junction with Stone - Option 1

Scale
1 : 2 @ A4

Date
1 October 2019

Sheet
10.11.60

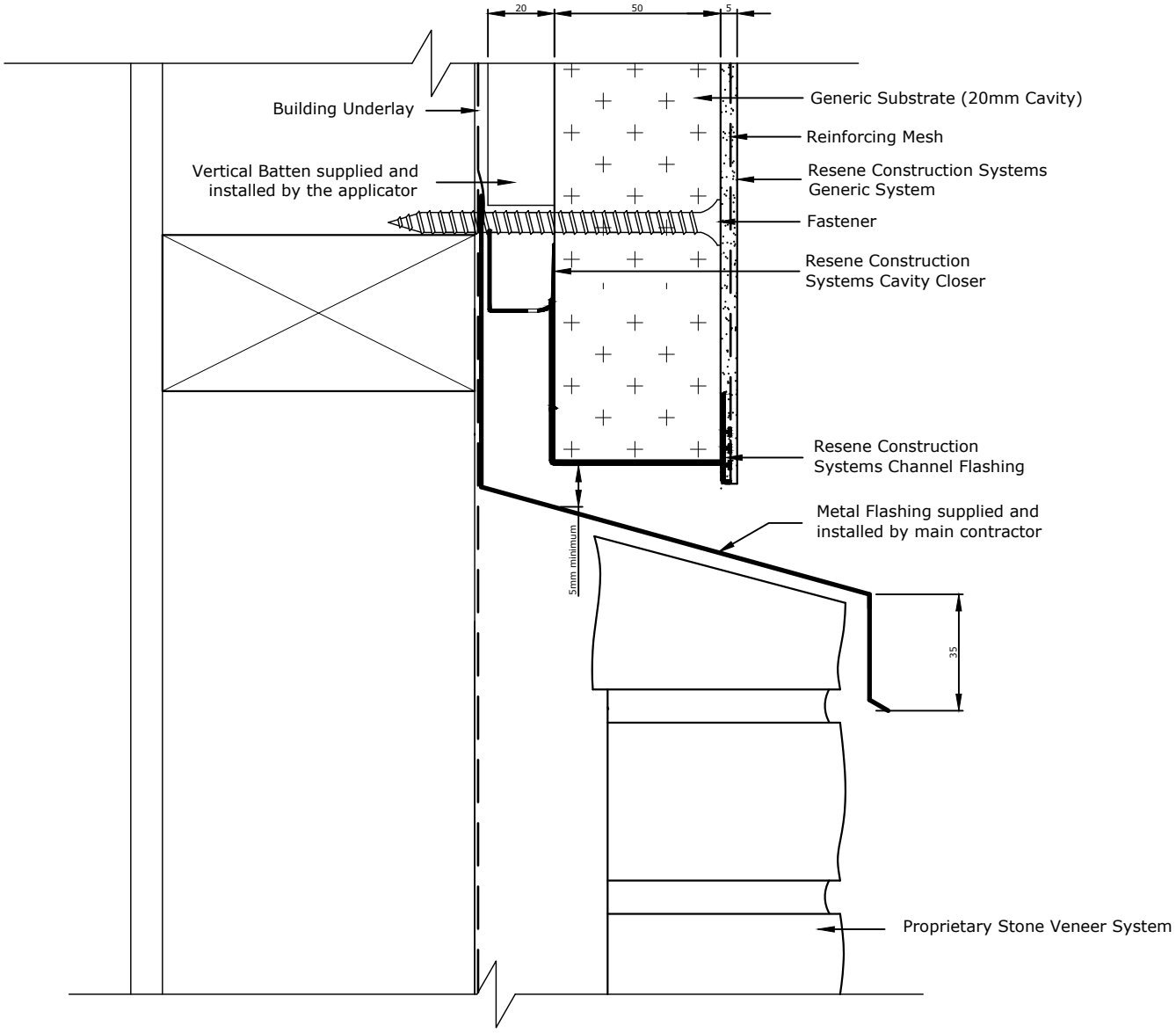

5mm clearance must be maintained between the starter strip and the metal flashing

Metal flashing must be taped to the Building Underlay by the main contractor

Metal Flashing to have a minimum 15° fall

TradeSpec™ and RenderSpec™ are Registered Trademarks, both Documents are available on the Resene Construction Systems

Resene Construction Systems

CONFIDENTIALITY: No part of this publication may be reproduced or transmitted other than the intended use by Resene Construction Systems without written consent from the author.

System
Generic System

Substrate
Generic Substrate (20mm Cavity)

Drawing Name
Horizontal Junction with Stone - Option 2

Scale
1 : 2 @ A4

Date
1 October 2019

Sheet
10.11.61

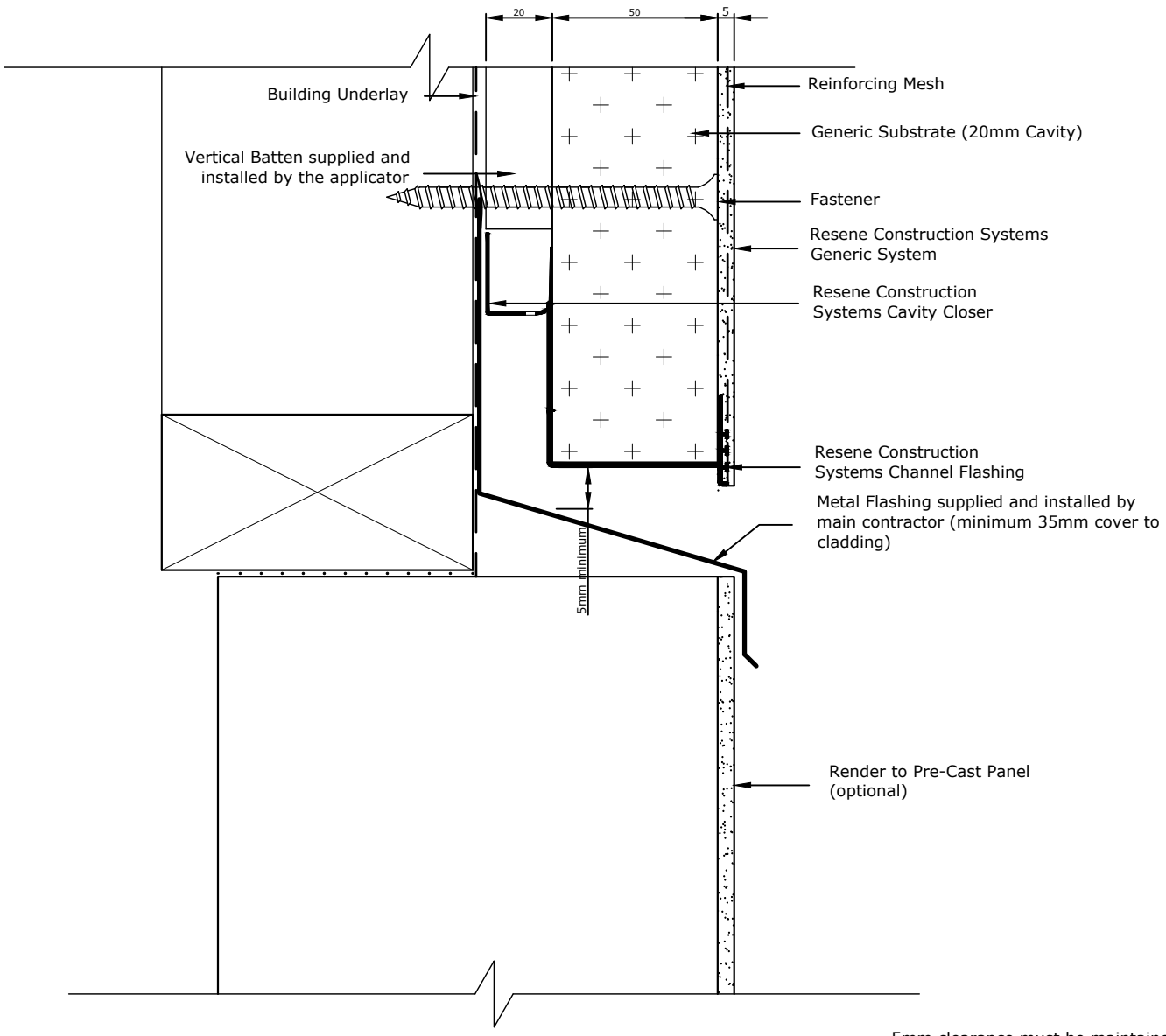

5mm clearance must be maintained between the starter strip and the metal flashing

Metal flashing must be taped to the Building Underlay by the main contractor

Metal Flashing to have a minimum 15° fall

TradeSpec™ and RenderSpec™ are Registered Trademarks, both Documents are available on the Resene Construction Systems

Resene Construction Systems

CONFIDENTIALITY: No part of this publication may be reproduced or transmitted other than the intended use by Resene Construction Systems without written consent from the author.

System
Generic System

Substrate
Generic Substrate (20mm Cavity)

Drawing Name
Horizontal Junction with Precast Panel - Option 1

Scale
1 : 2 @ A4

Date
1 October 2019

Sheet
10.11.70

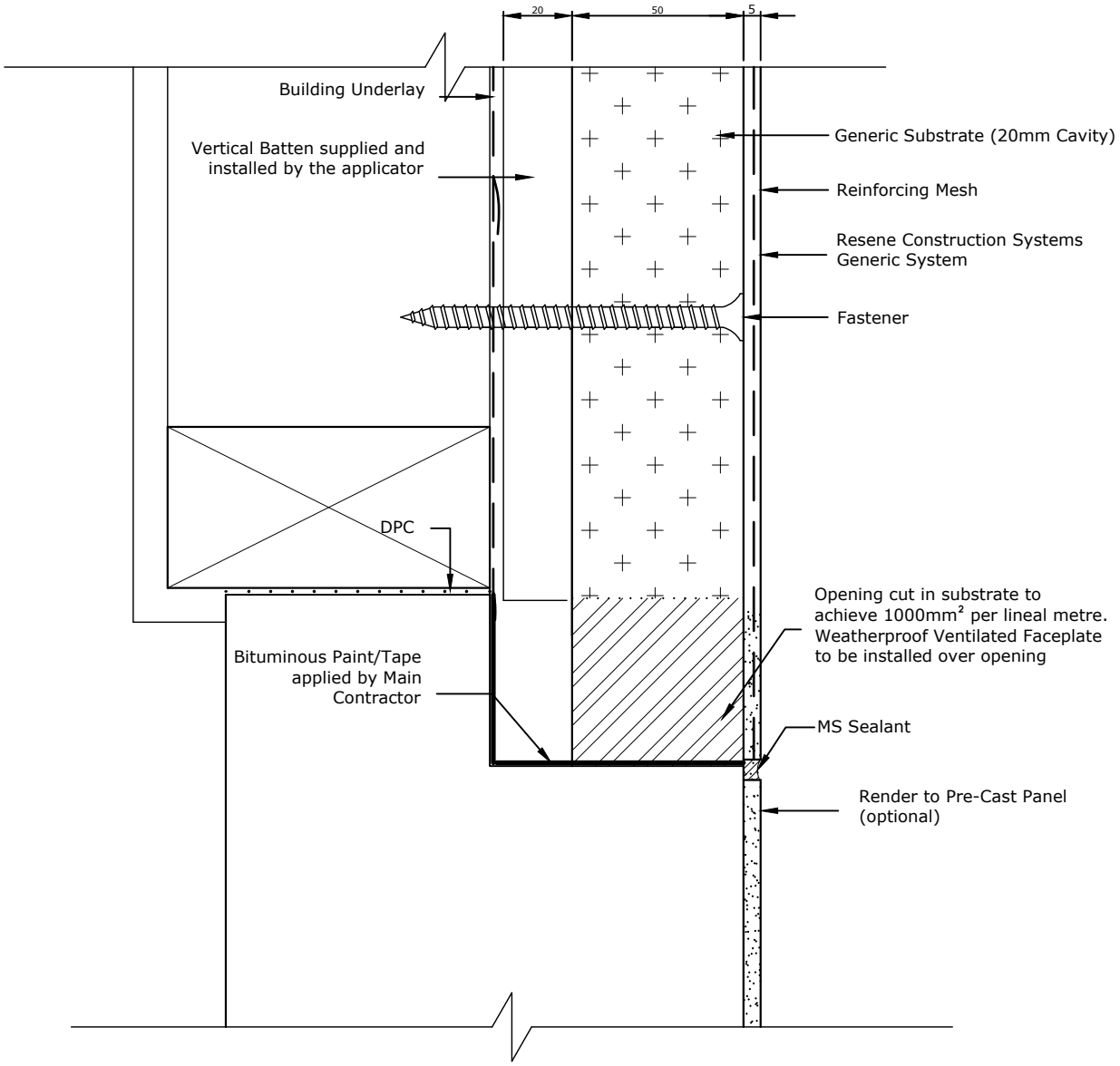

TradeSpec™ and RenderSpec™ are Registered Trademarks, both Documents are available on the Resene Construction Systems

Resene Construction Systems

CONFIDENTIALITY: No part of this publication may be reproduced or transmitted other than the intended use by Resene Construction Systems without written consent from the author.

System
Generic System

Substrate
Generic Substrate (20mm Cavity)

Drawing Name
Horizontal Junction with Precast Panel - Option 2

Scale
1 : 2 @ A4

Date
1 November 2017

Sheet
10.11.71

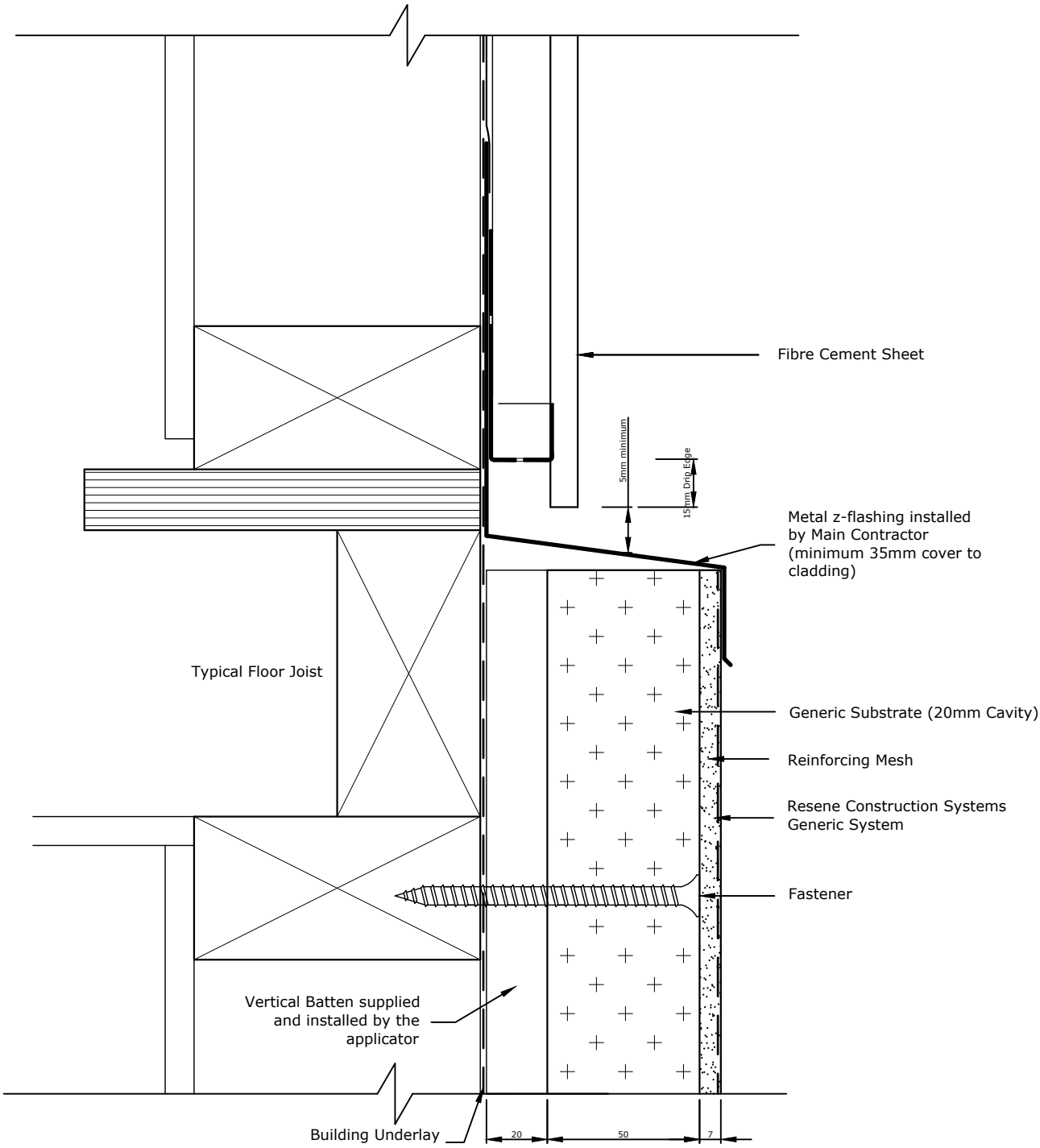

Metal flashing must be taped to the Building Underlay by the main contractor/window installer

Metal Flashing to have a minimum 15° fall

TradeSpec™ and RenderSpec™ are Registered Trademarks, both Documents are available on the Resene Construction Systems

Resene Construction Systems

CONFIDENTIALITY: No part of this publication may be reproduced or transmitted other than the intended use by Resene Construction Systems without written consent from the author.

System
Generic System

Scale
1 : 2 @ A4

Substrate
Generic Substrate (20mm Cavity)

Date
1 November 2017

Drawing Name
Horizontal Junction with Fibre Cement Sheet Above

Sheet
10.11.80

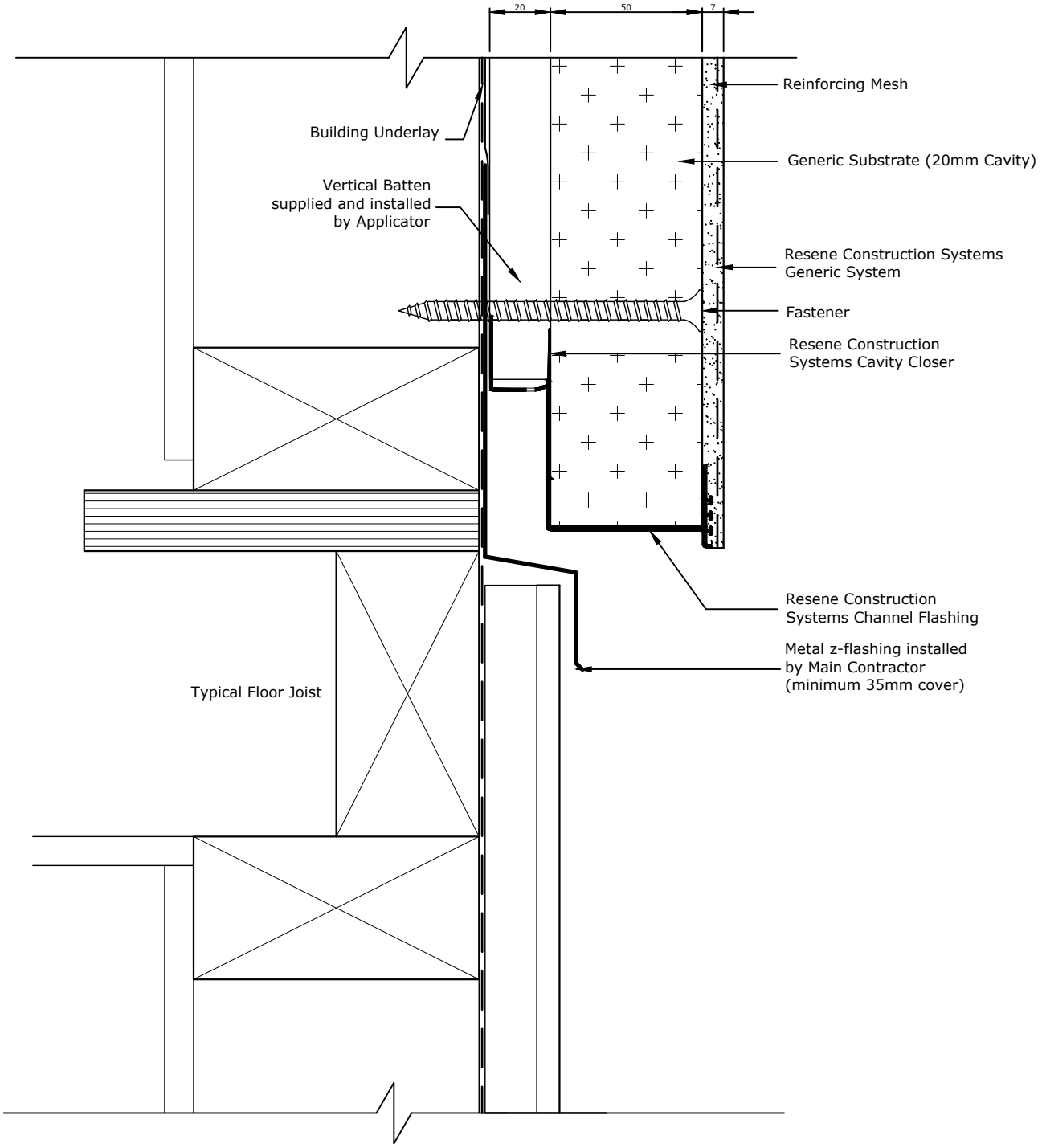

Metal flashing must be taped to the Building Underlay by the main contractor/window installer

Metal Flashing to have a minimum 15° fall

5mm Clearance to be maintained between metal flashing and Resene Construction Systems Integra Facade System

TradeSpec™ and RenderSpec™ are Registered Trademarks, both Documents are available on the Resene Construction Systems

Resene Construction Systems

CONFIDENTIALITY: No part of this publication may be reproduced or transmitted other than the intended use by Resene Construction Systems without written consent from the author.

System
Generic System

Substrate
Generic Substrate (20mm Cavity)

Drawing Name
Horizontal Junction with Fibre Cement Sheet Below

Scale
1 : 2 @ A4

Date
1 October 2019

Sheet
10.11.85

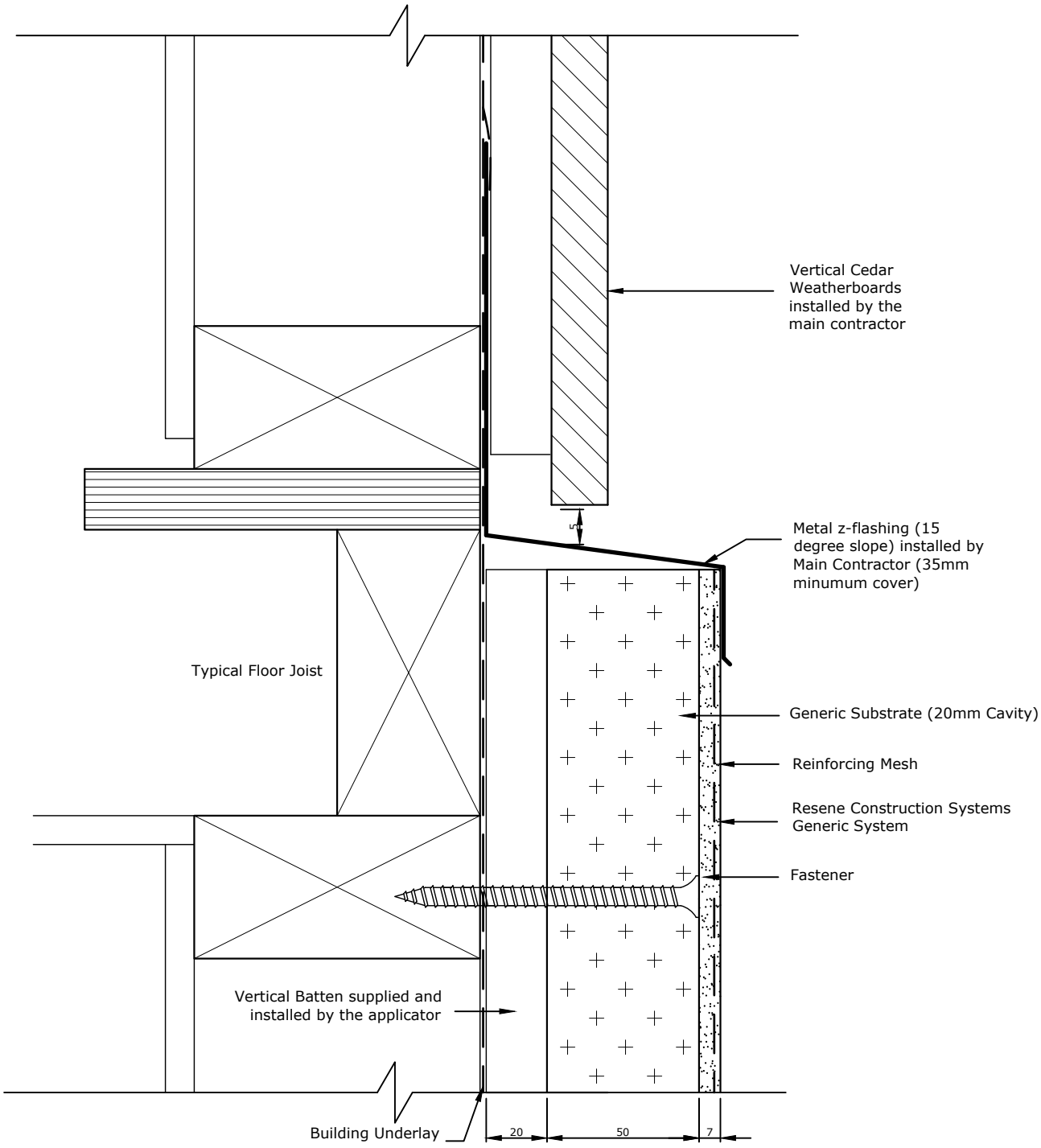

All Control Joint spacings and setouts are the responsibility of the Designer, for suggested locations refer to RCS TradeSpec™ Document 1.4 for suggested locations

TradeSpec™ and RenderSpec™ are Registered Trademarks, both Documents are available on the Resene Construction Systems

Resene Construction Systems

CONFIDENTIALITY: No part of this publication may be reproduced or transmitted other than the intended use by Resene Construction Systems without written consent from the author.

System
Generic System

Substrate
Generic Substrate (20mm Cavity)

Drawing Name
Horizontal Junction with Vertical Cedar Above

Scale
1 : 2 @ A4

Date
1 November 2017

Sheet
10.11.90

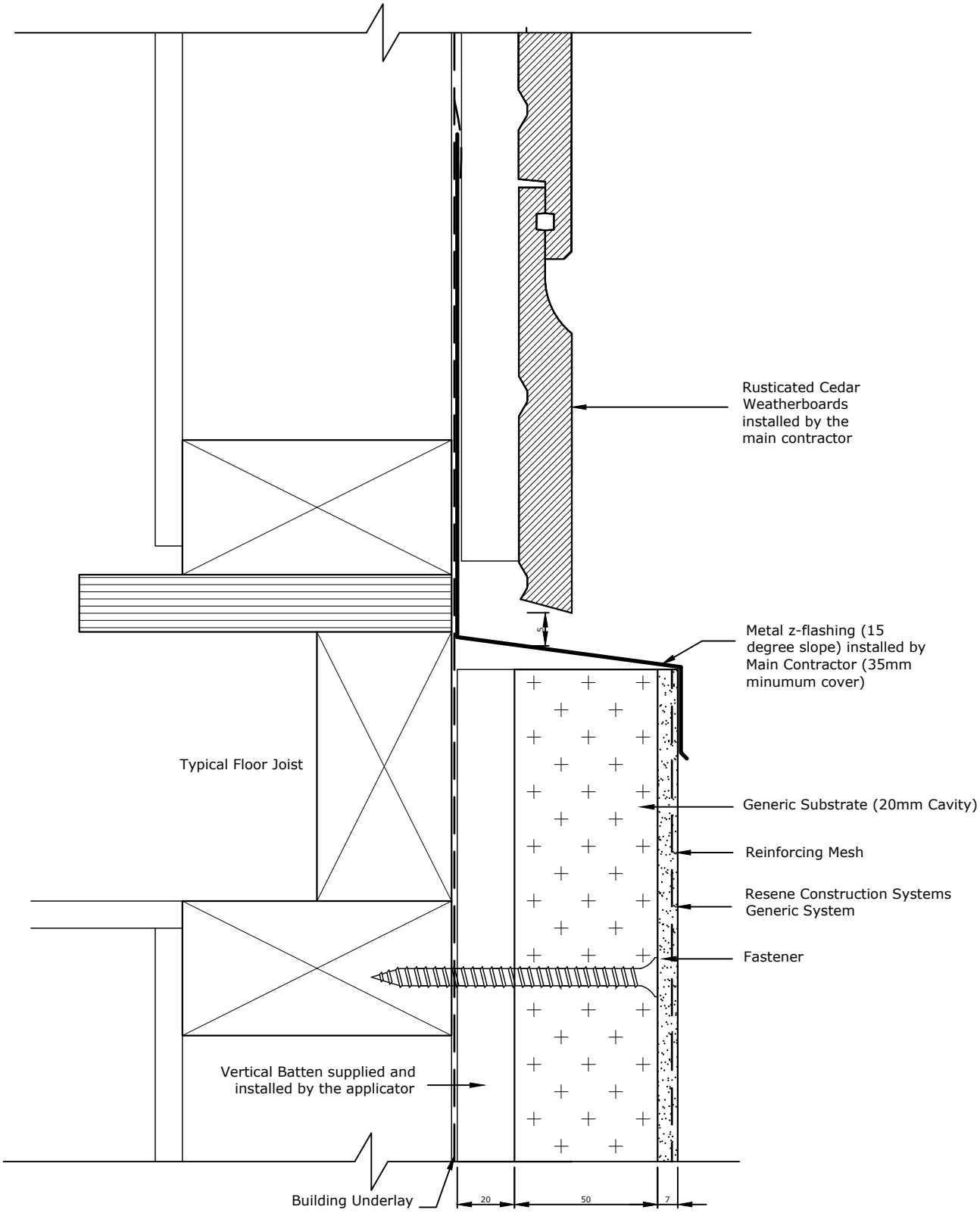

All Control Joint spacings and setouts are the responsibility of the Designer, for suggested locations refer to RCS TradeSpec™ Document 1.4 for suggested locations

TradeSpec™ and RenderSpec™ are Registered Trademarks, both Documents are available on the Resene Construction Systems

Resene Construction Systems

CONFIDENTIALITY: No part of this publication may be reproduced or transmitted other than the intended use by Resene Construction Systems without written consent from the author.

System
Generic System

Scale
1 : 2 @ A4

Substrate
Generic Substrate (20mm Cavity)

Date
1 November 2017

Drawing Name
Horizontal Junction with Rusticated Weatherboards Avove

Sheet
10.11.91

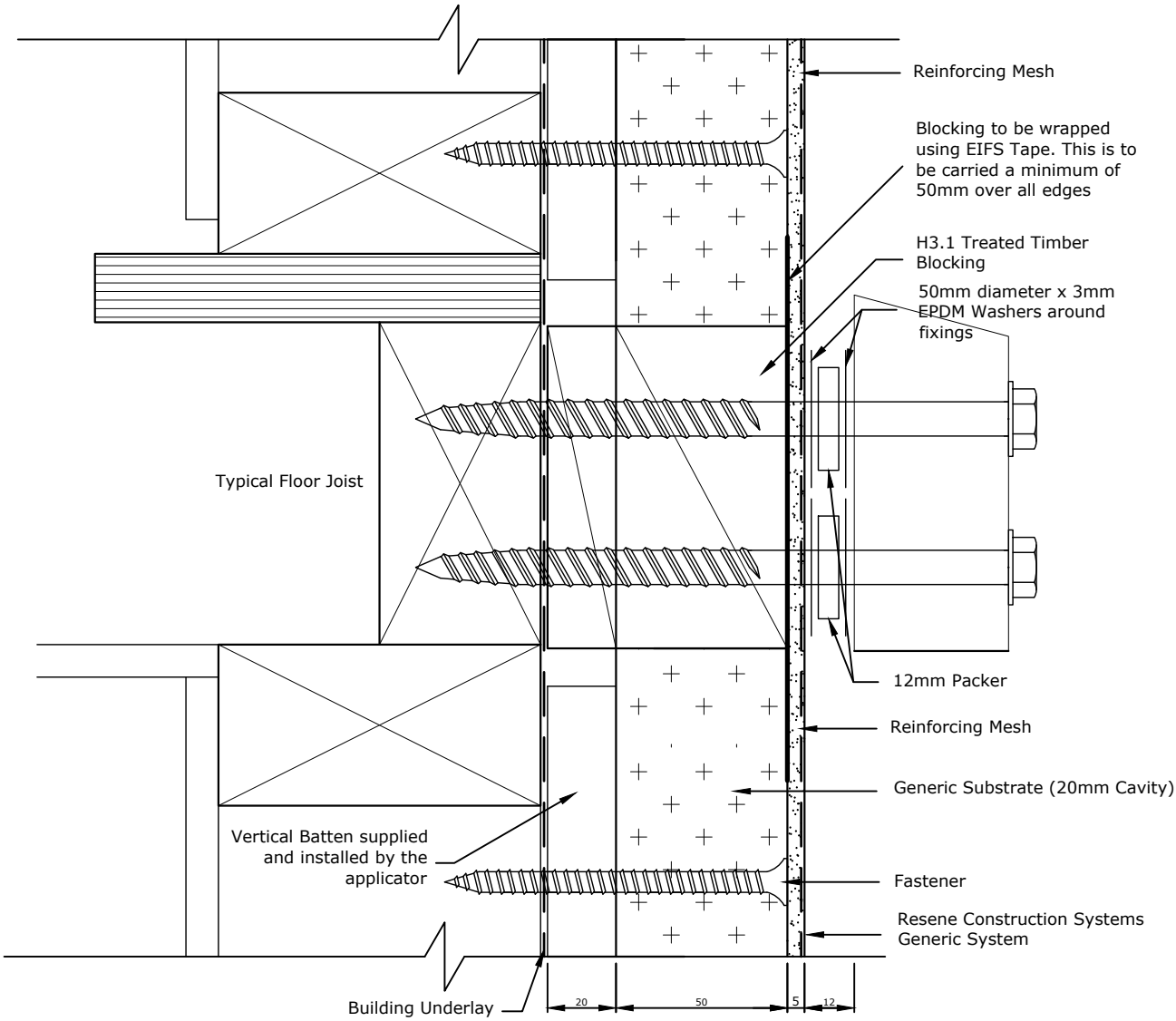

Engineer may need to be consulted to verify the fixing mechanism/bolts can support the intended weight

TradeSpec™ and RenderSpec™ are Registered Trademarks, both Documents are available on the Resene Construction Systems website

Resene Construction Systems

CONFIDENTIALITY: No part of this publication may be reproduced or transmitted other than the intended use by Resene Construction Systems without written consent from the author.

System
Generic System

Scale
1 : 2 @ A4

Substrate
Generic Substrate (20mm Cavity)

Date
1 November 2017

Drawing Name
Stringer - Block Penetration

Sheet
10.12.00

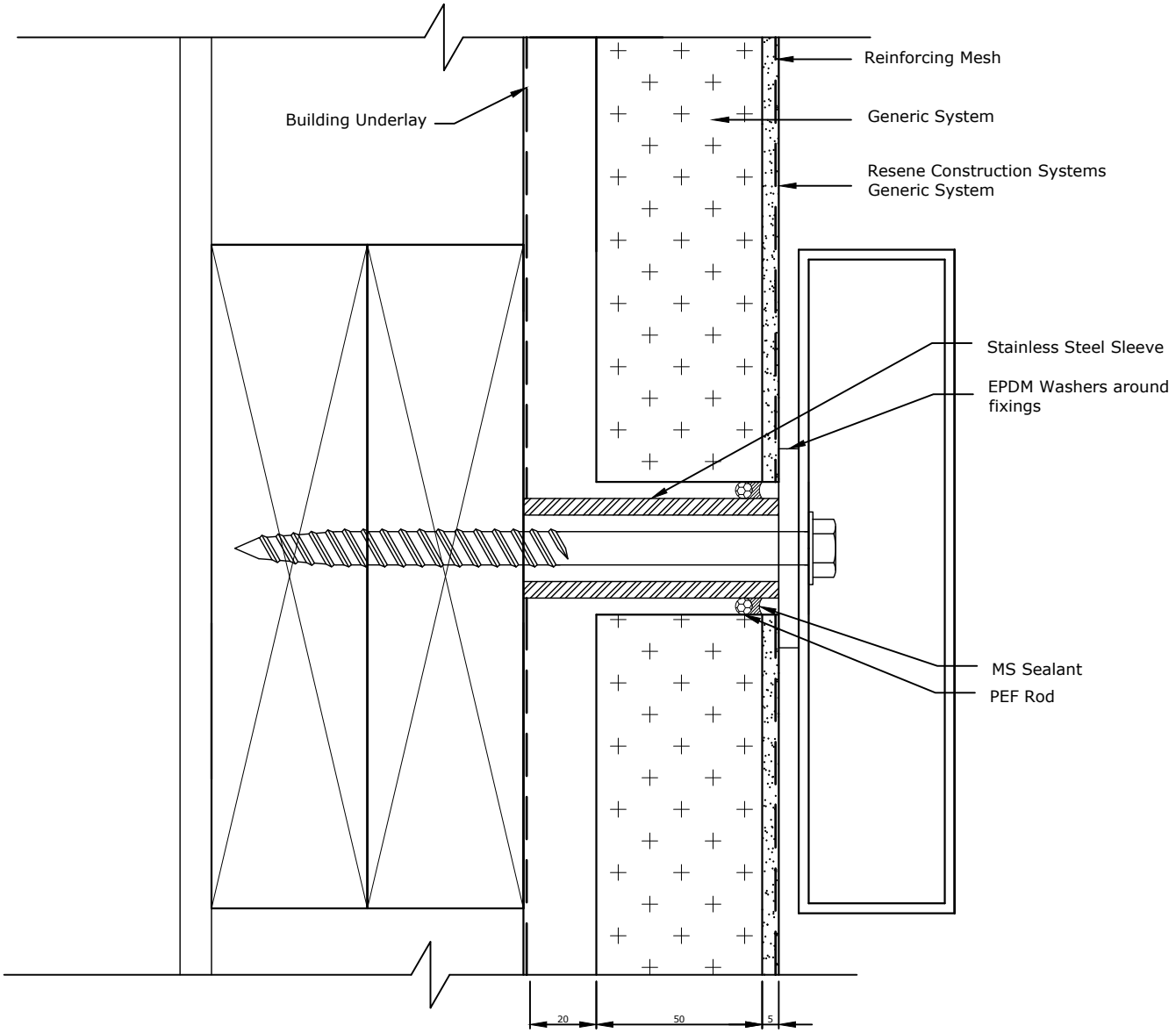

Engineer may need to be consulted to verify the fixing mechanism/bolts can support the intended weight

TradeSpec™ and RenderSpec™ are Registered Trademarks, both Documents are available on the Resene Construction Systems

Resene Construction Systems

CONFIDENTIALITY: No part of this publication may be reproduced or transmitted other than the intended use by Resene Construction Systems without written consent from the author.

System
Generic System

Substrate
Generic Substrate (20mm Cavity)

Drawing Name
Louvre Penetration

Scale
1 : 2 @ A4

Date
1 November 2017

Sheet
10.12.05

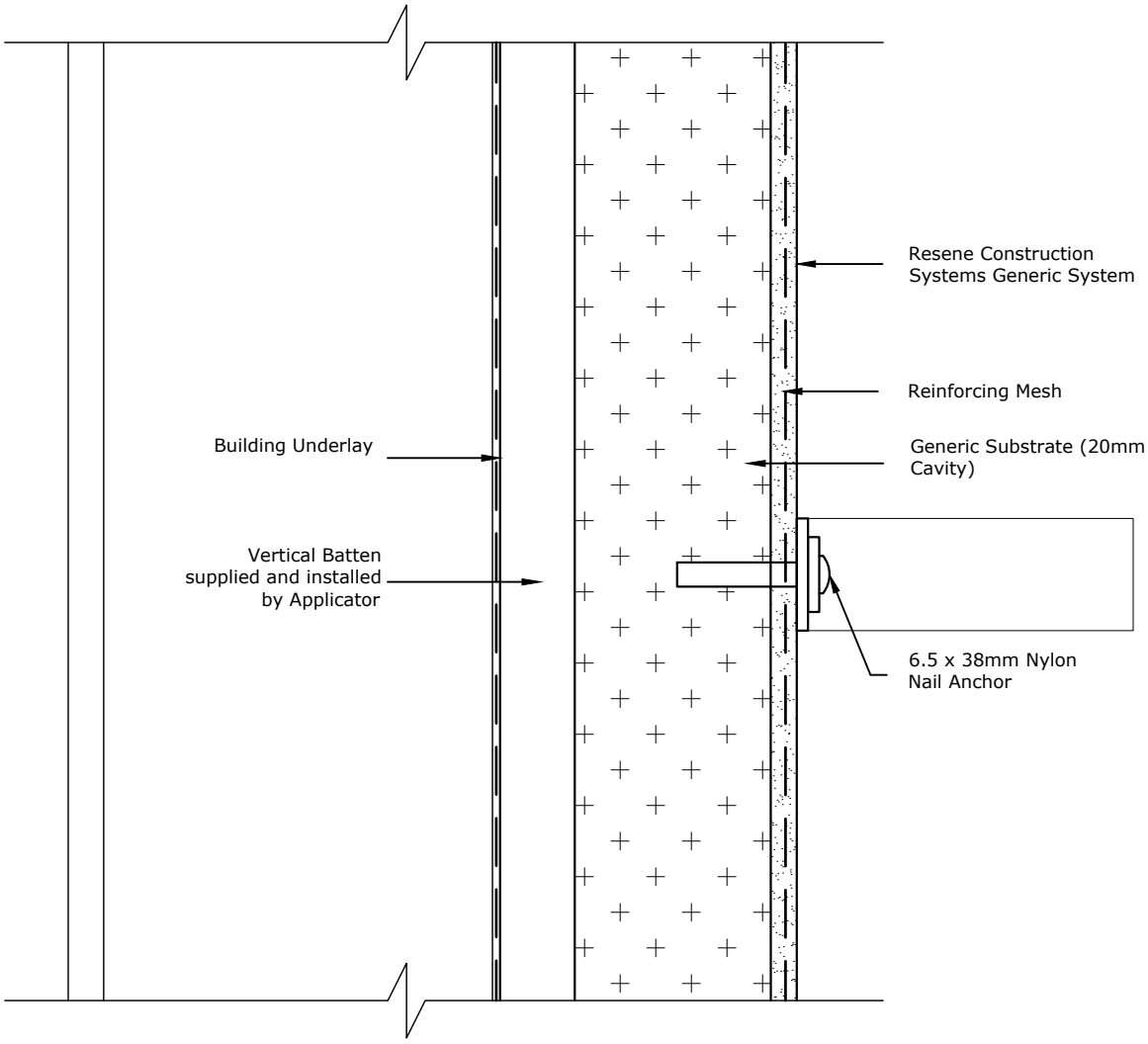

TradeSpec™ and RenderSpec™ are Registered Trademarks, both Documents are available on the Resene Construction Systems

Resene Construction Systems

CONFIDENTIALITY: No part of this publication may be reproduced or transmitted other than the intended use by Resene Construction Systems without written consent from the author.

System
Generic System

Substrate
Generic Substrate (20mm Cavity)

Drawing Name
Lightweight Fixing

Scale
1 : 2 @ A4

Date
21 November 2023

Sheet
10.12.08

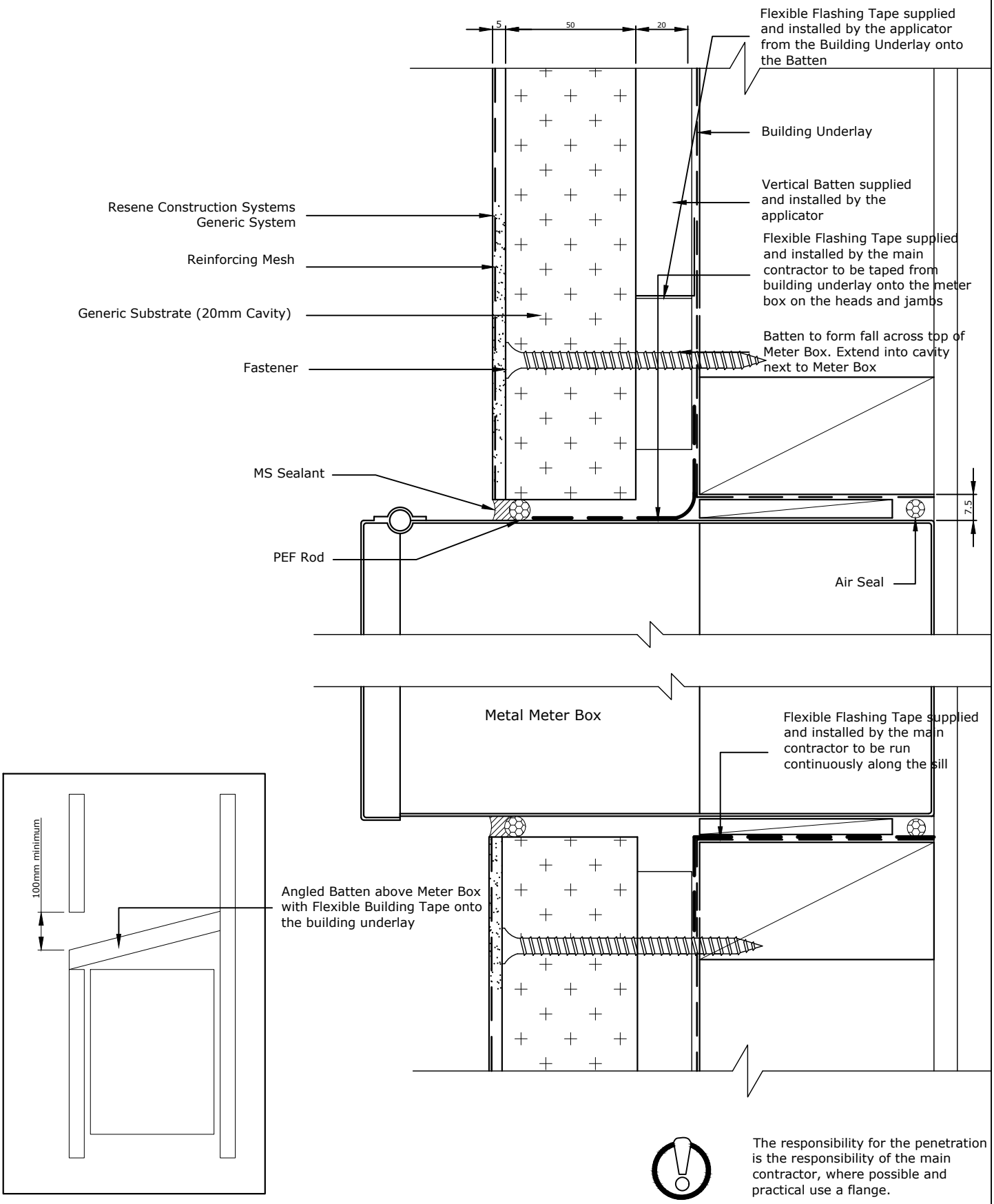

The responsibility for the penetration is the responsibility of the main contractor, where possible and practical use a flange.

TradeSpec™ and RenderSpec™ are Registered Trademarks, both Documents are available on the Resene Construction Systems website

Resene Construction Systems

CONFIDENTIALITY: No part of this publication may be reproduced or transmitted other than the intended use by Resene Construction Systems without written consent from the author.

System	Scale
Generic System	1 : 2 @ A4
Substrate	**Date**
Generic Substrate (20mm Cavity)	1 November 2017
Drawing Name	**Sheet**
Meter Box Penetration - Option 1	10.12.10

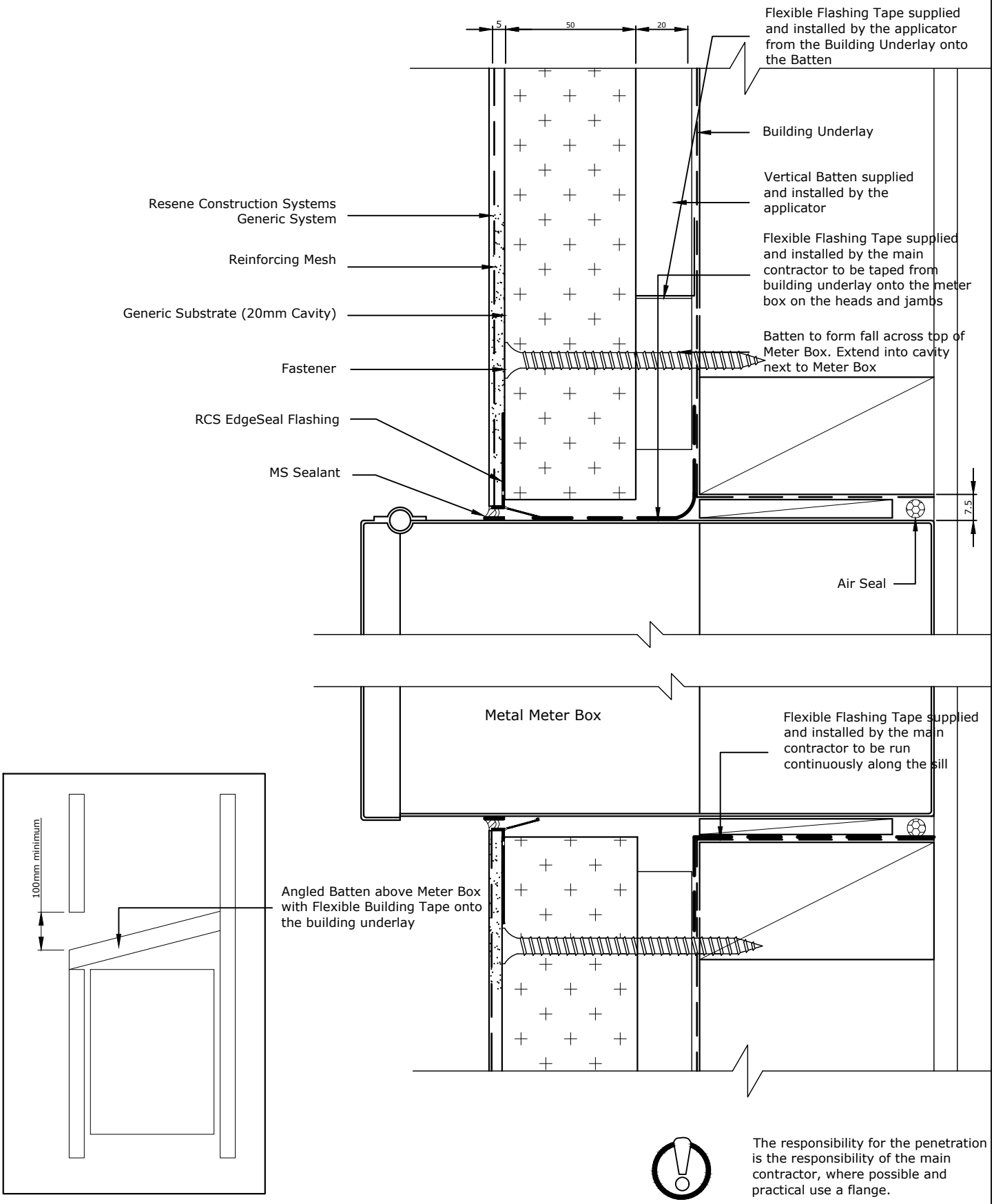

The responsibility for the penetration is the responsibility of the main contractor, where possible and practical use a flange.

TradeSpec™ and RenderSpec™ are Registered Trademarks, both Documents are available on the Resene Construction Systems

Resene Construction Systems

CONFIDENTIALITY: No part of this publication may be reproduced or transmitted other than the intended use by Resene Construction Systems without written consent from the author.

System	Scale
Generic System	1 : 2 @ A4
Substrate	**Date**
Generic Substrate (20mm Cavity)	1 November 2017
Drawing Name	**Sheet**
Meter Box Penetration - Option 2	10.12.11

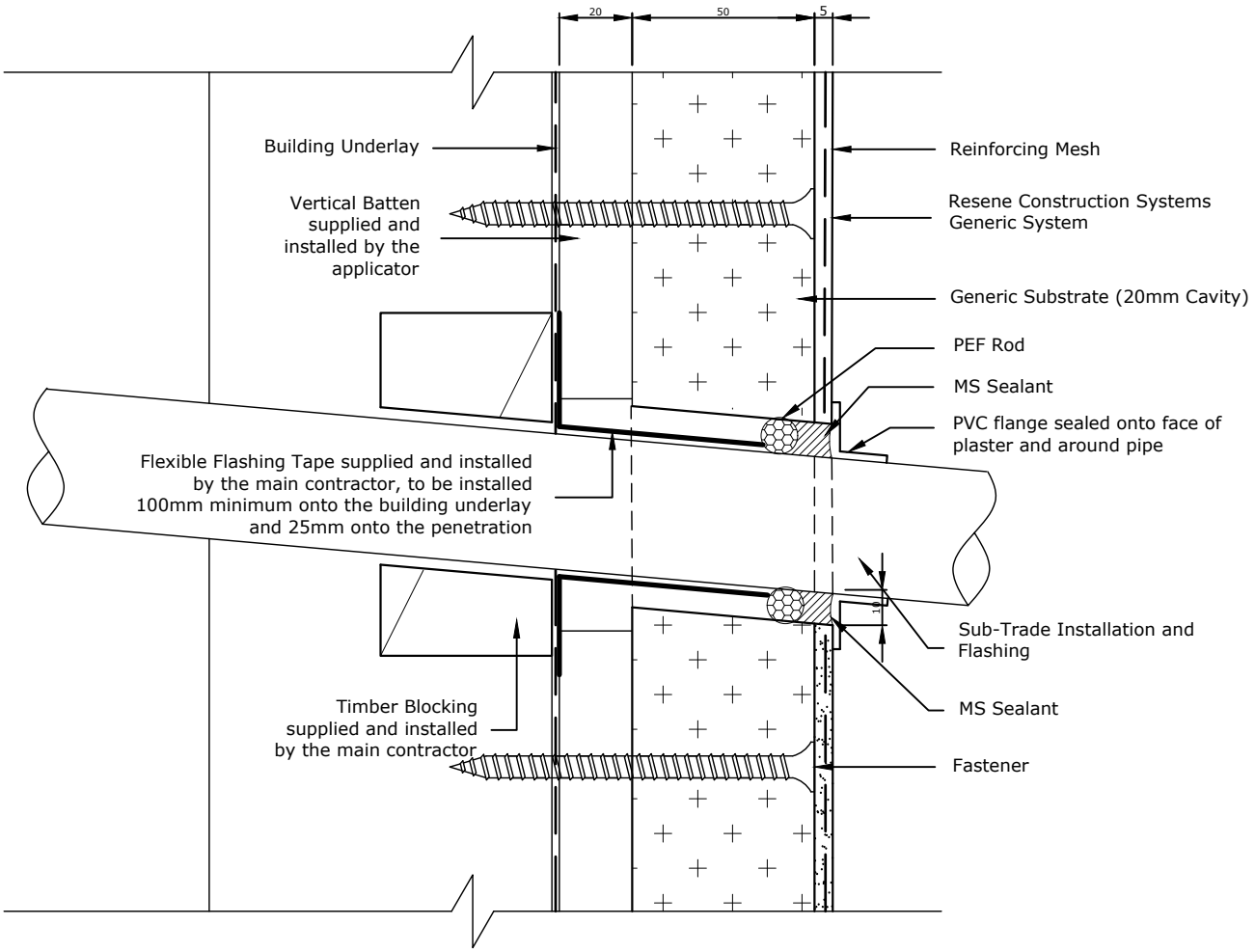

The responsibility for the penetration is the responsibility of the main contractor, where possible and practical use a flange.

It is important that there is adequate support for the penetration in the form of timber packing. The penetration should be angled slightly away from the cladding so any moisture is diverted away from the cladding.

TradeSpec™ and RenderSpec™ are Registered Trademarks, both Documents are available on the Resene Construction Systems website

Resene Construction Systems

CONFIDENTIALITY: No part of this publication may be reproduced or transmitted other than the intended use by Resene Construction Systems without written consent from the author.

System
Generic System

Substrate
Generic Substrate (20mm Cavity)

Drawing Name
Pipe Penetration

Scale
1 : 2 @ A4

Date
1 November 2017

Sheet
10.12.20

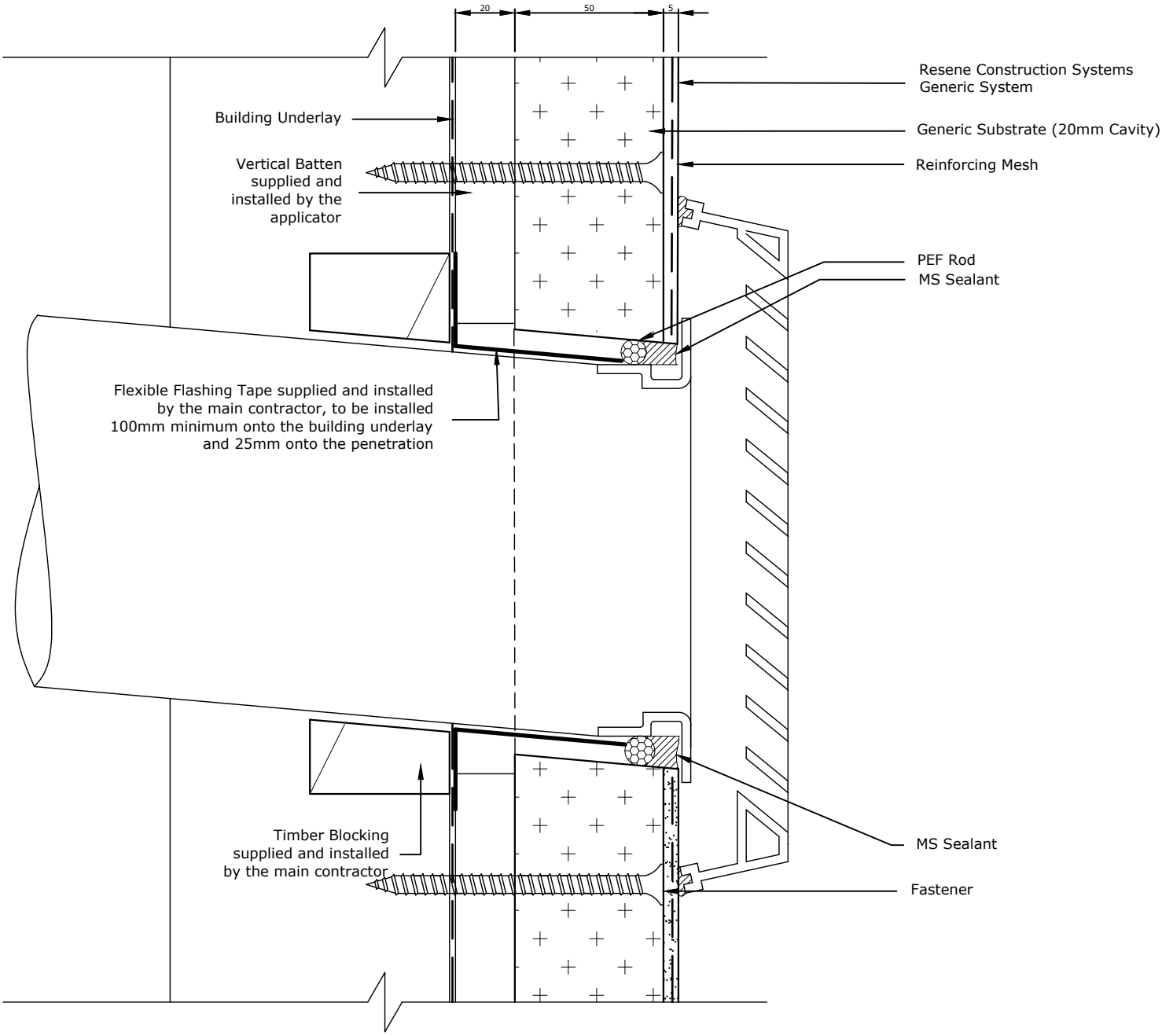

TradeSpec™ and RenderSpec™ are Registered Trademarks, both Documents are available on the Resene Construction Systems

Resene Construction Systems

CONFIDENTIALITY: No part of this publication may be reproduced or transmitted other than the intended use by Resene Construction Systems without written consent from the author.

System
Generic System

Substrate
Generic Substrate (20mm Cavity)

Drawing Name
Fan Vent

Scale
1 : 2 @ A4

Date
1 November 2017

Sheet
10.12.21

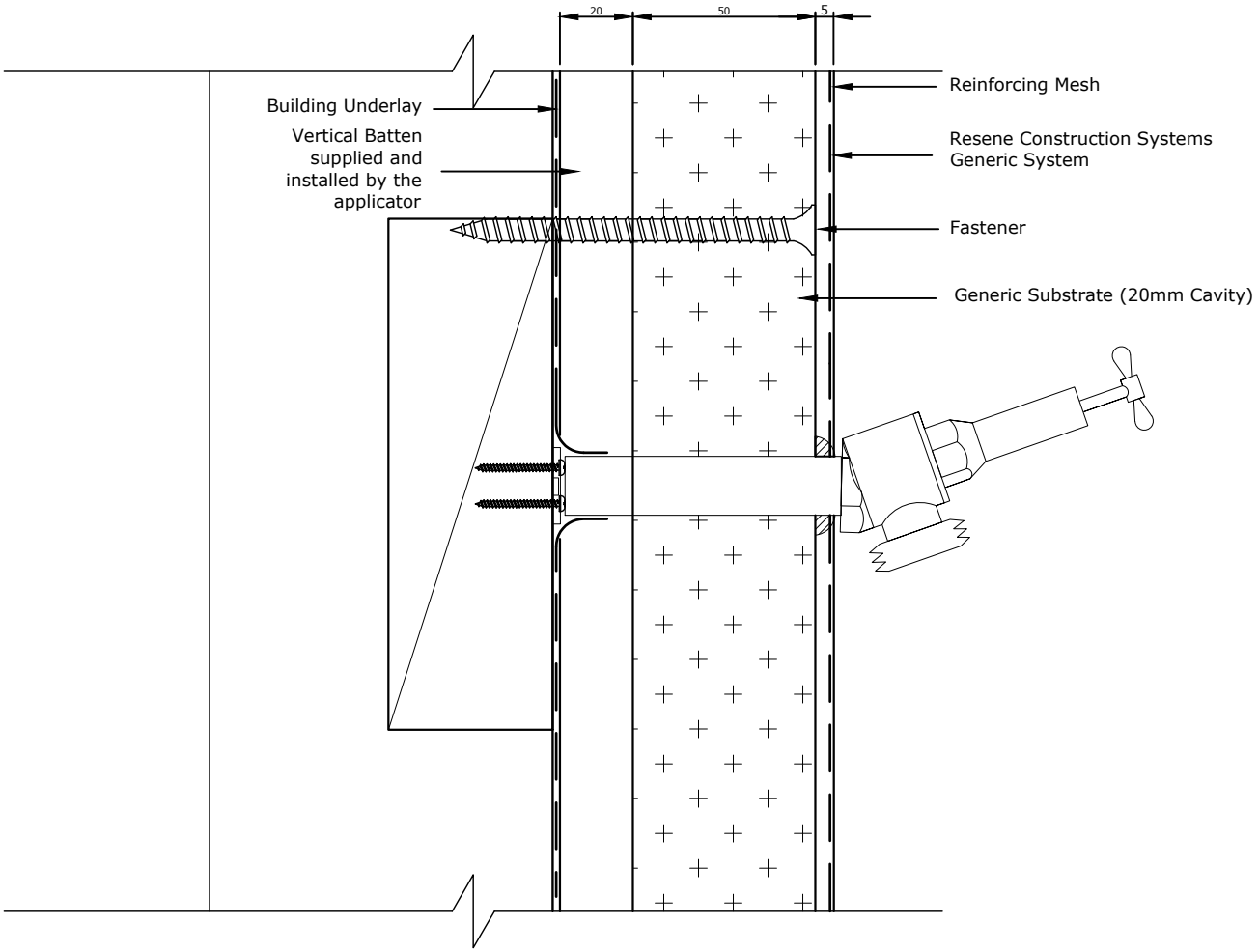

TradeSpec™ and RenderSpec™ are Registered Trademarks, both Documents are available on the Resene Construction Systems

Resene Construction Systems

CONFIDENTIALITY: No part of this publication may be reproduced or transmitted other than the intended use by Resene Construction Systems without written consent from the author.

System
Generic System

Substrate
Generic Substrate (20mm Cavity)

Drawing Name
Tap Fitting Detail

Scale
1 : 2 @ A4

Date
1 November 2017

Sheet
10.12.22

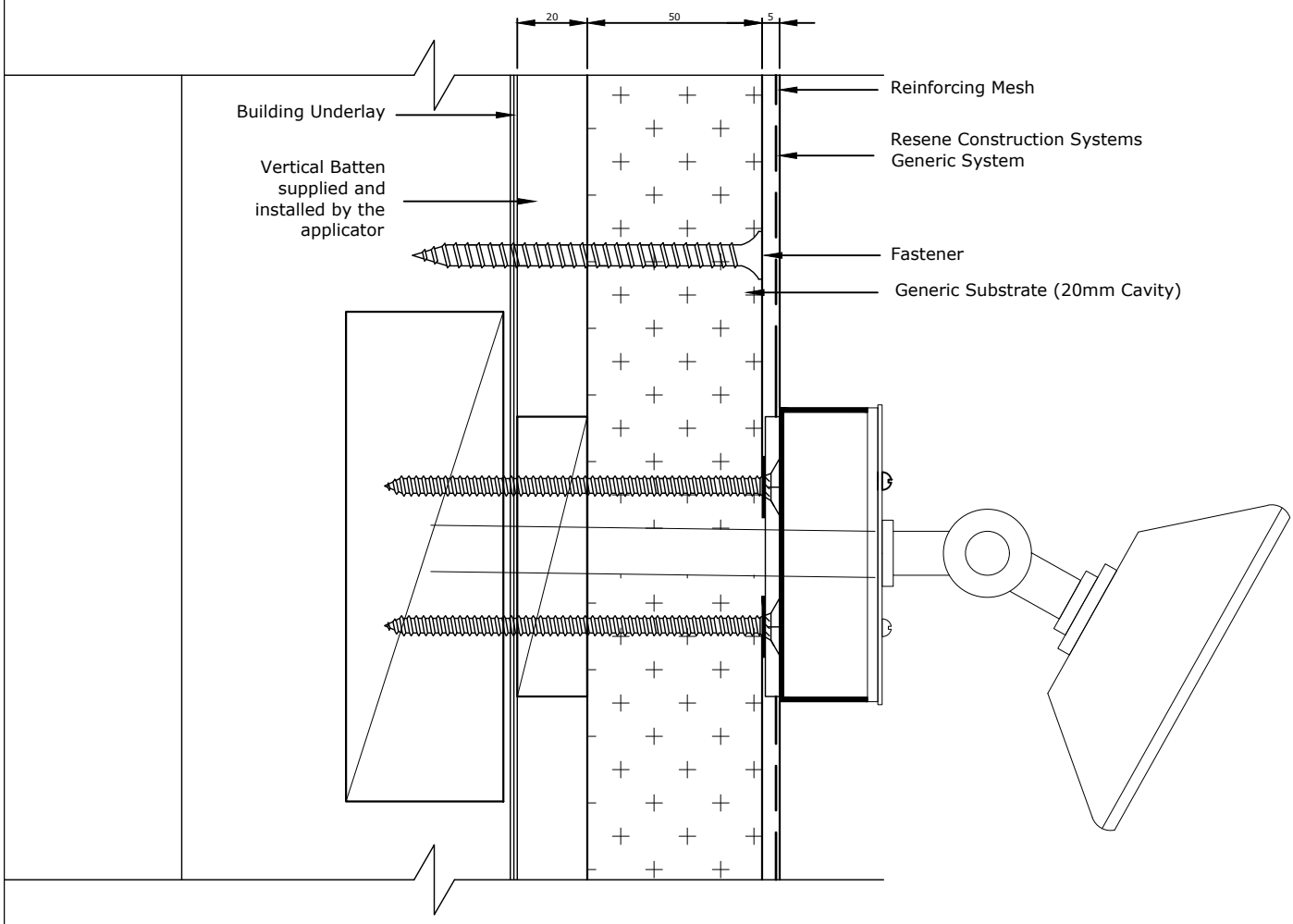

TradeSpec™ and RenderSpec™ are Registered Trademarks, both Documents are available on the Resene Construction Systems

Resene Construction Systems

CONFIDENTIALITY: No part of this publication may be reproduced or transmitted other than the intended use by Resene Construction Systems without written consent from the author.

System
Generic System

Substrate
Generic Substrate (20mm Cavity)

Drawing Name
Light Fixing Detail

Scale
1 : 2 @ A4

Date
1 November 2017

Sheet
10.12.23

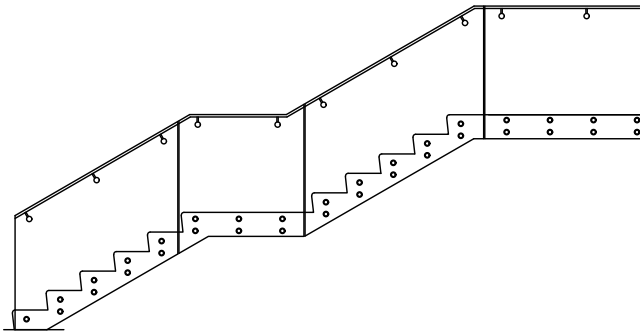

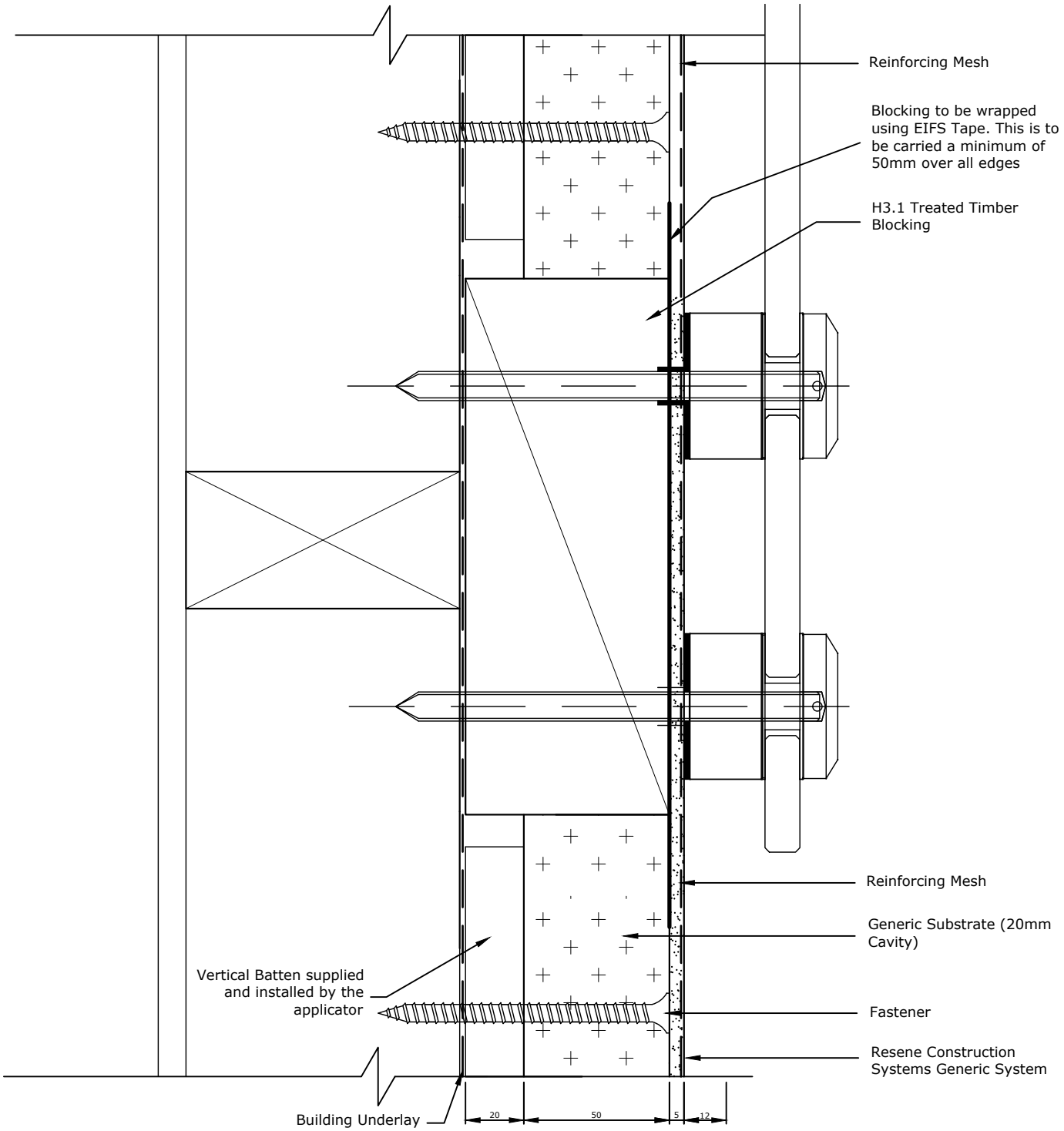

TradeSpec™ and RenderSpec™ are Registered Trademarks, both Documents are available on the Resene Construction Systems

Resene Construction Systems

CONFIDENTIALITY: No part of this publication may be reproduced or transmitted other than the intended use by Resene Construction Systems without written consent from the author.

System
Generic System

Substrate
Generic Substrate (20mm Cavity)

Drawing Name
Glass Button Balustrade

Scale
1 : 2 @ A4

Date
22 January 2021

Sheet
10.12.24

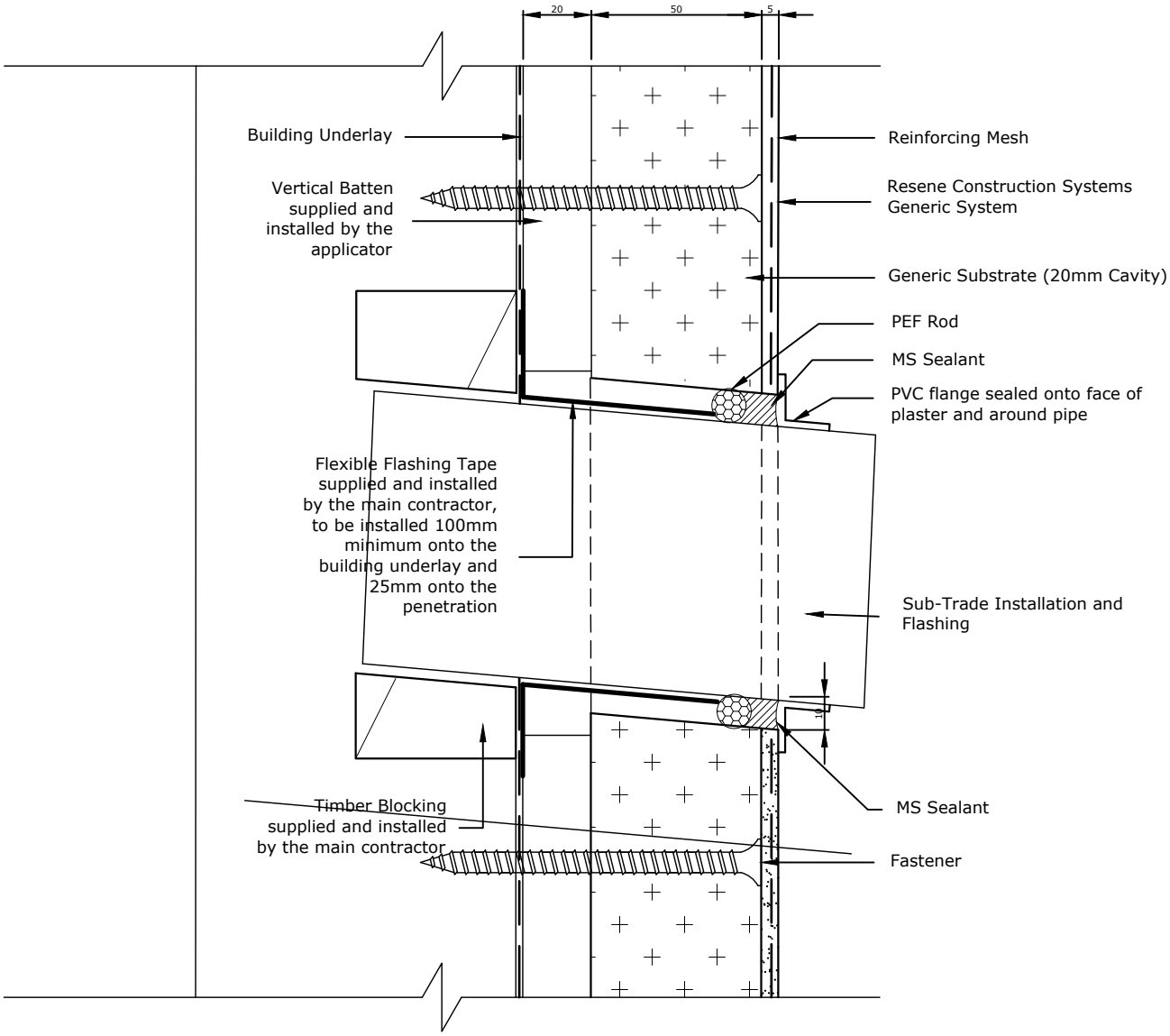

The responsibility for the penetration is the responsibility of the main contractor, where possible and practical use a flange.

It is important that there is adequate support for the penetration in the form of timber packing. The penetration should be angled slightly away from the cladding so any moisture is diverted away from the cladding.

TradeSpec™ and RenderSpec™ are Registered Trademarks, both Documents are available on the Resene Construction Systems

Resene Construction Systems

CONFIDENTIALITY: No part of this publication may be reproduced or transmitted other than the intended use by Resene Construction Systems without written consent from the author.

System
Generic System

Substrate
Generic Substrate (20mm Cavity)

Drawing Name
Heatpump Penetration

Scale
1 : 2 @ A4

Date
21 November 2023

Sheet
10.12.25

Reinforcing Mesh

20mm

Beam

PEF Rod

MS Sealant

Bracket

Fixing Bracket secured to floor joist - Refer to engineer for fixing and load requirements.

PEF Rod

MS Sealant

Flashing Tape supplied and installed onto Metal Bracket by the applicator

Fastener

Resene Construction Systems Generic System

Vertical Batten supplied and installed by Applicator

Building Underlay

Generic Substrate (20mm Cavity)

20 50 7

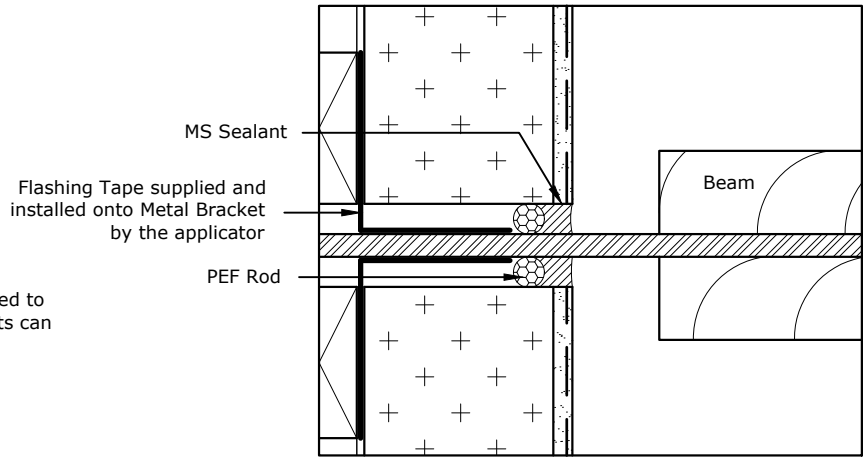

Engineer will need to be consulted to verify the fixing mechanism/bolts can support the intended weight

TradeSpec™ and RenderSpec™ are Registered Trademarks, both Documents are available on the Resene Construction Systems website

Resene Construction Systems

CONFIDENTIALITY: No part of this publication may be reproduced or transmitted other than the intended use by Resene Construction Systems without written consent from the author.

System
Generic System

Scale
1 : 2 @ A4

Substrate
Generic Substrate (20mm Cavity)

Date
1 November 2017

Drawing Name
Metal Bracket for Beam Penetration

Sheet
10.12.30

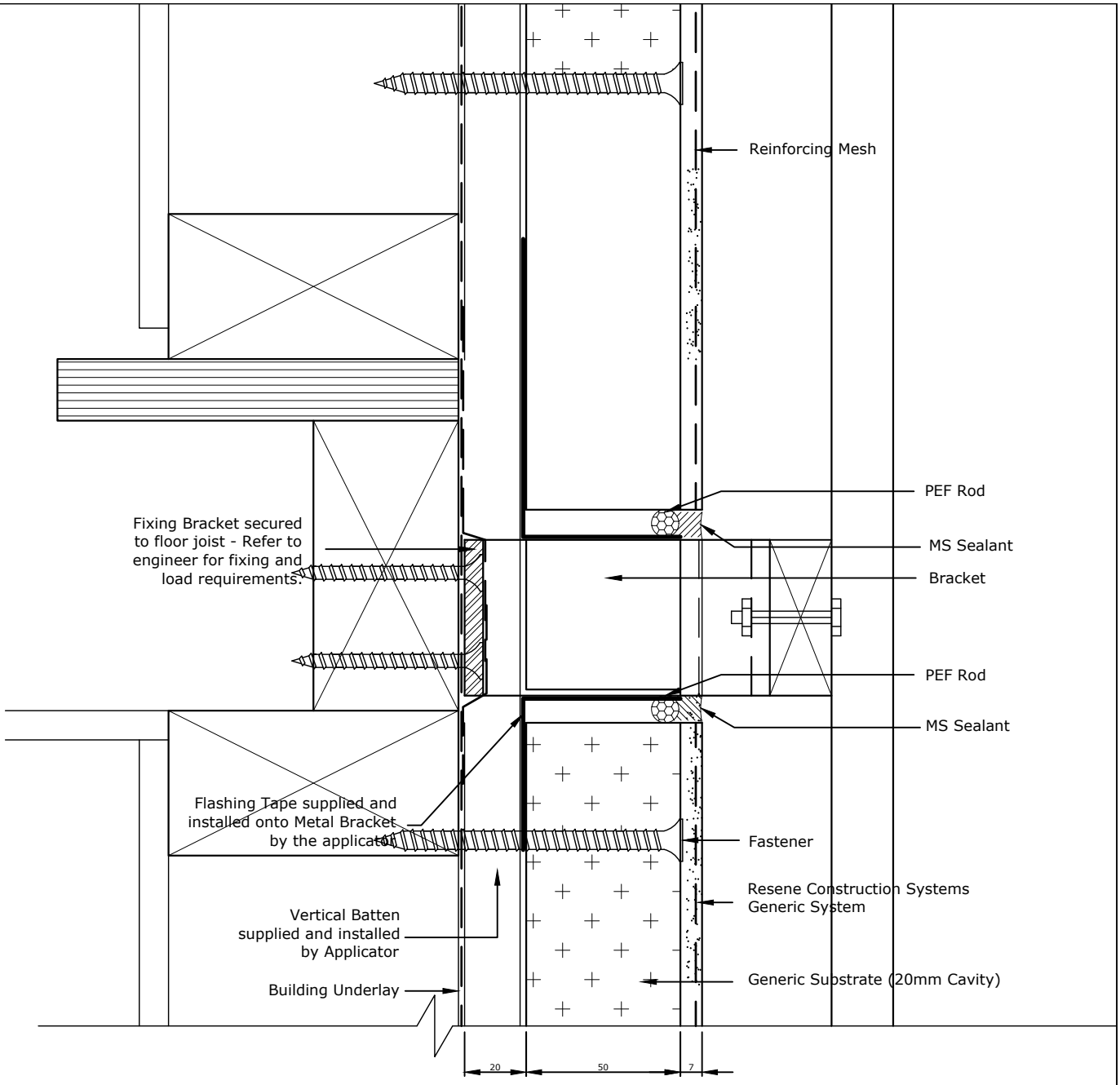

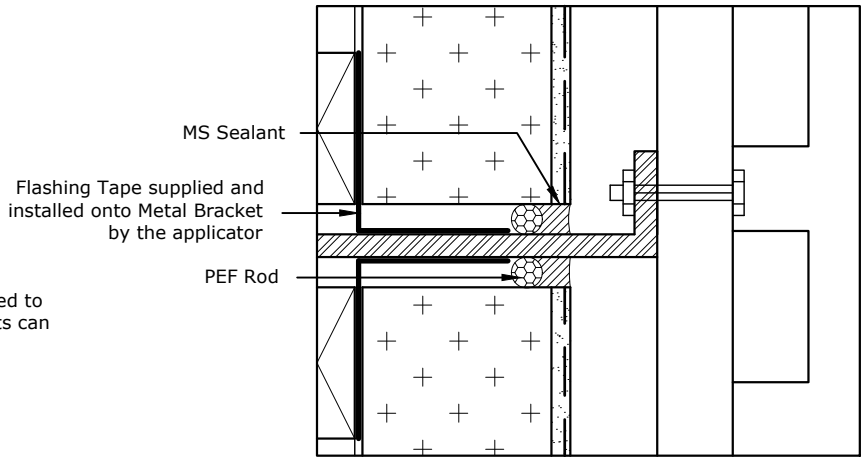

Engineer will need to be consulted to verify the fixing mechanism/bolts can support the intended weight

TradeSpec™ and RenderSpec™ are Registered Trademarks, both Documents are available on the Resene Construction Systems

Resene Construction Systems

CONFIDENTIALITY: No part of this publication may be reproduced or transmitted other than the intended use by Resene Construction Systems without written consent from the author.

System
Generic System

Scale
1 : 2 @ A4

Substrate
Generic Substrate (20mm Cavity)

Date
6 June 2019

Drawing Name
Metal Bracket for Horizontal Batten

Sheet
10.12.31

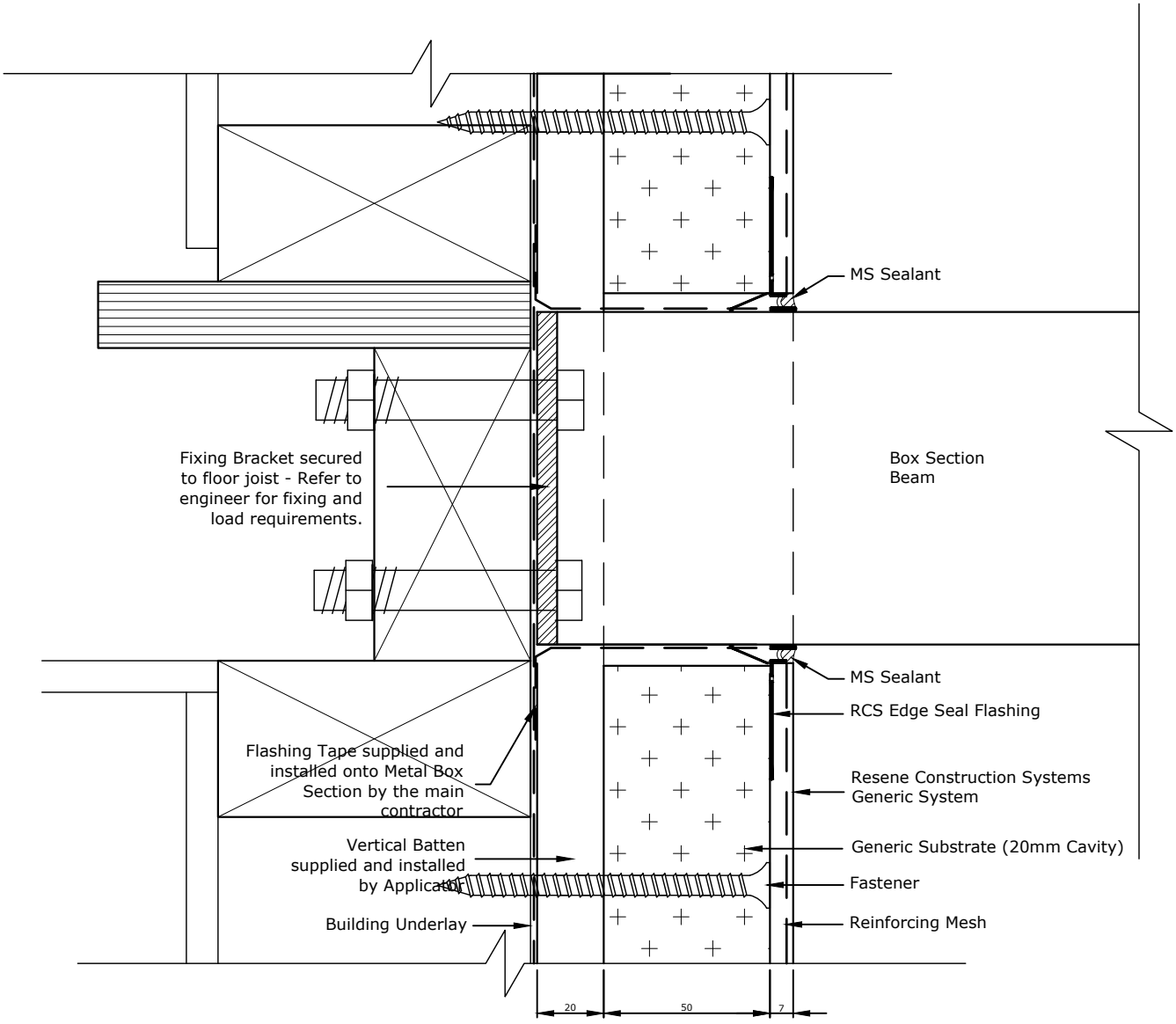

TradeSpec™ and RenderSpec™ are Registered Trademarks, both Documents are available on the Resene Construction Systems

Resene Construction Systems

CONFIDENTIALITY: No part of this publication may be reproduced or transmitted other than the intended use by Resene Construction Systems without written consent from the author.

System
Generic System

Substrate
Generic Substrate (20mm Cavity)

Drawing Name
Steel Box-Section Penetration

Scale
1 : 2 @ A4

Date
1 November 2017

Sheet
10.12.35

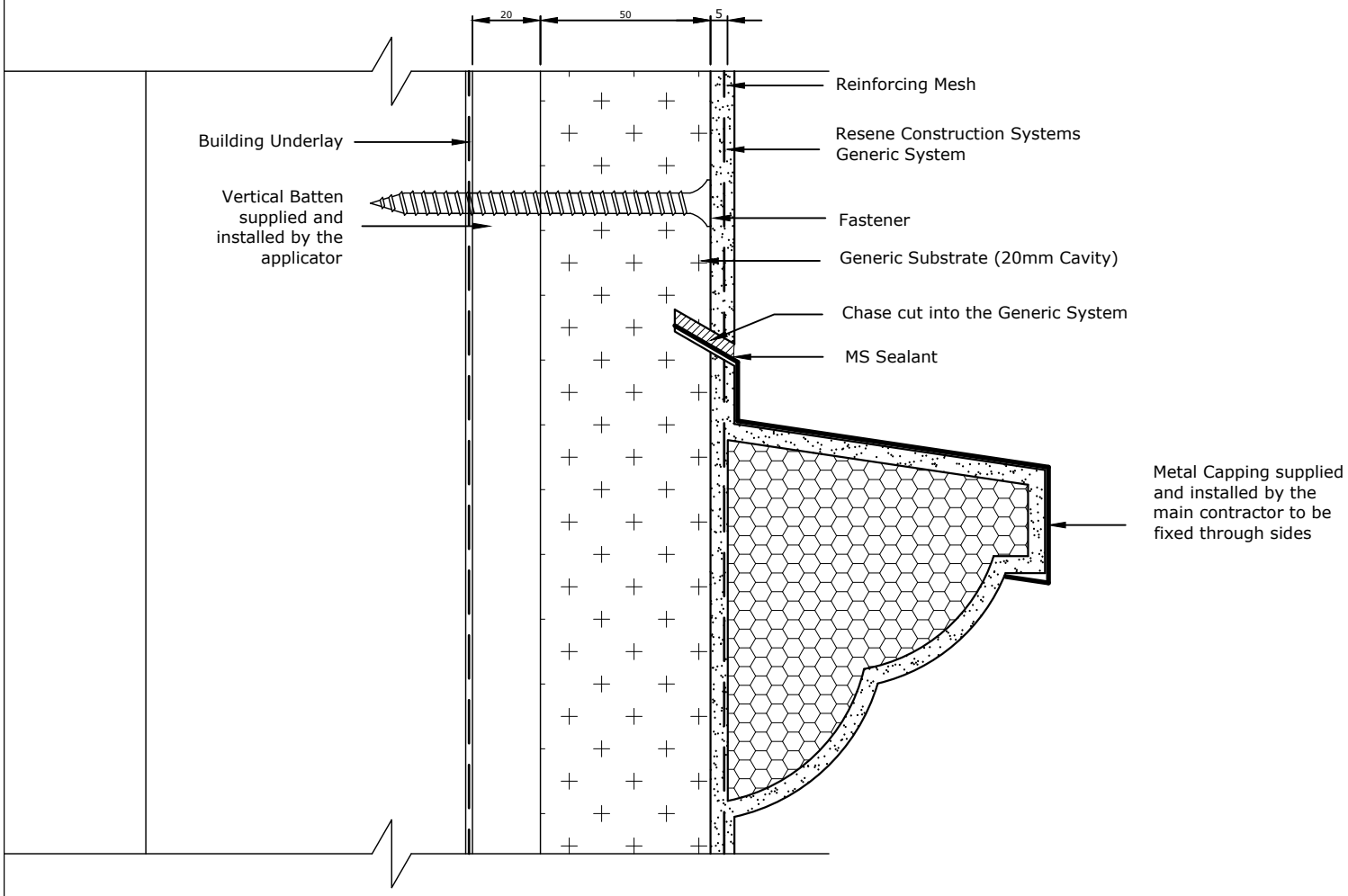

Moulding can be attached to the wall using Multi-Stop bedding compound, for larger mouldings a batten should be fixed to the wall and the moulding attached over tihis

TradeSpec™ and RenderSpec™ are Registered Trademarks, both Documents are available on the Resene Construction Systems website

Resene Construction Systems

CONFIDENTIALITY: No part of this publication may be reproduced or transmitted other than the intended use by Resene Construction Systems without written consent from the author.

System
Generic System

Substrate
Generic Substrate (20mm Cavity)

Drawing Name
Mid-Wall Moulding (capped)

Scale
1 : 2 @ A4

Date
1 November 2017

Sheet
10.12.40

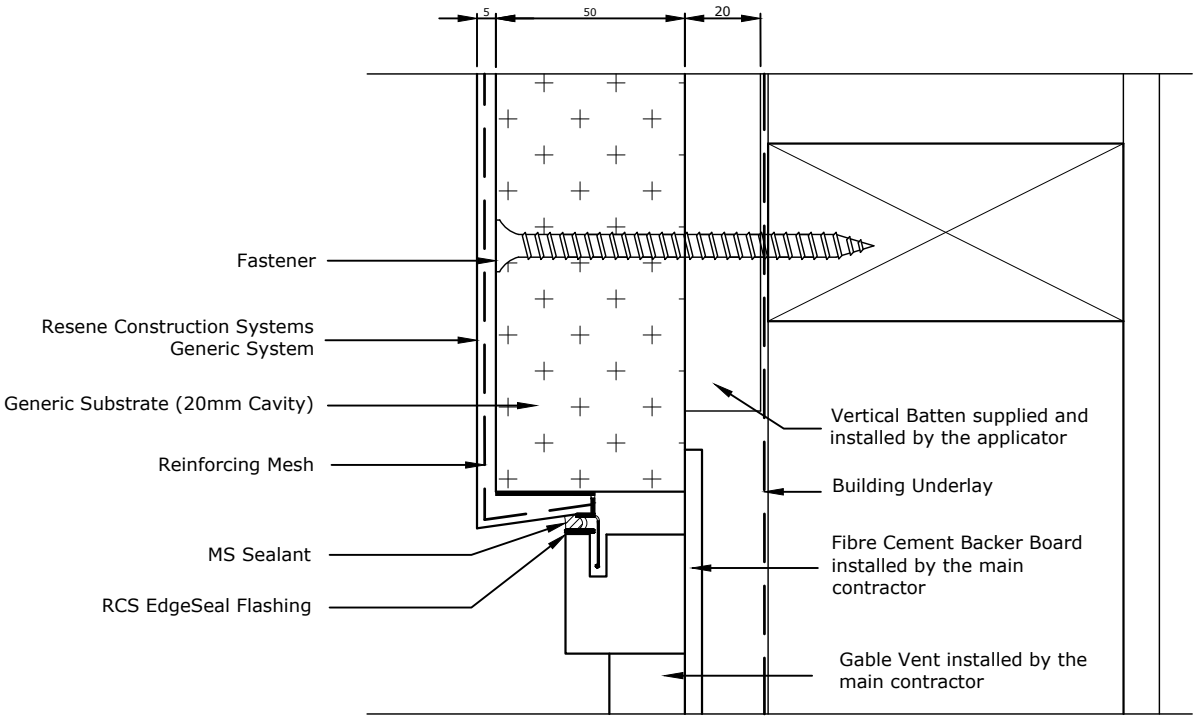

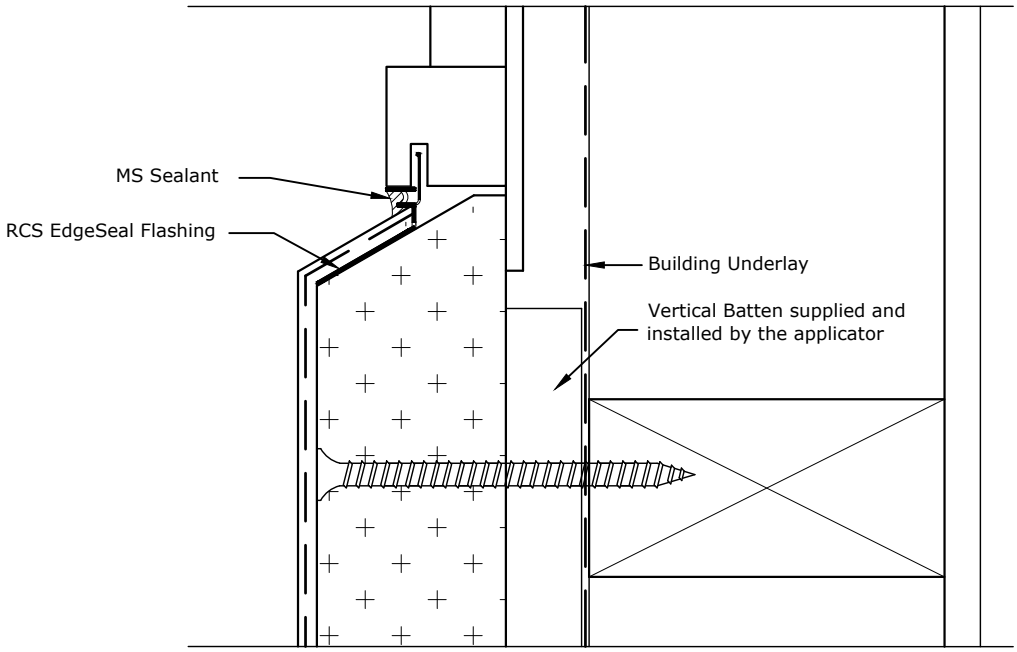

TradeSpec™ and RenderSpec™ are Registered Trademarks, both Documents are available on the Resene Construction Systems

Resene Construction Systems

CONFIDENTIALITY: No part of this publication may be reproduced or transmitted other than the intended use by Resene Construction Systems without written consent from the author.

System
Generic System

Substrate
Generic Substrate (20mm Cavity)

Drawing Name
Timber Gable Vent

Scale
1 : 2 @ A4

Date
1 November 2017

Sheet
10.12.50

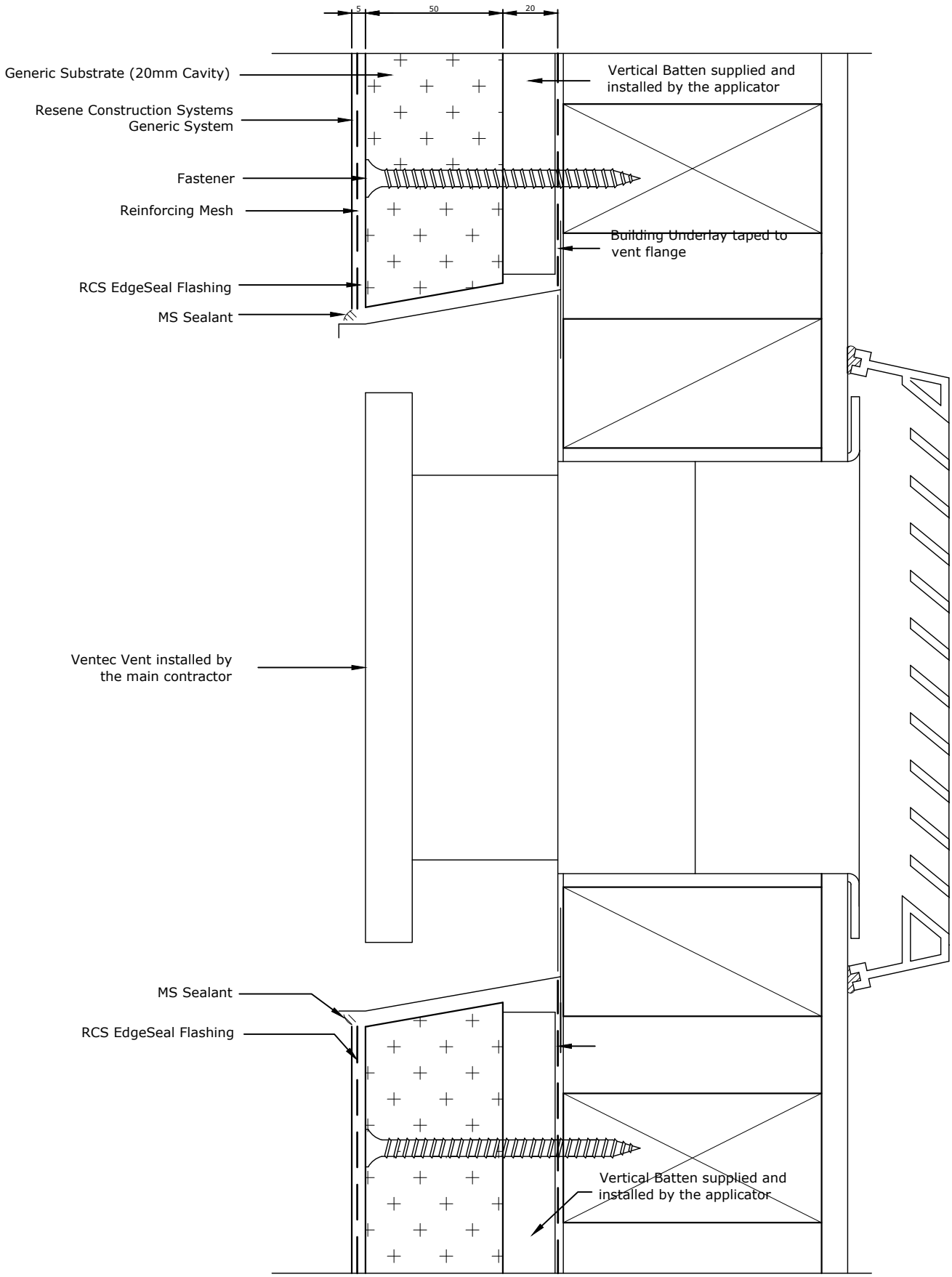

TradeSpec™ and RenderSpec™ are Registered Trademarks, both Documents are available on the Resene Construction Systems

Resene Construction Systems

CONFIDENTIALITY: No part of this publication may be reproduced or transmitted other than the intended use by Resene Construction Systems without written consent from the author.

System
Generic System

Substrate
Generic Substrate (20mm Cavity)

Drawing Name
Ventec Vent

Scale
1 : 2 @ A4

Date
1 November 2017

Sheet
10.12.51

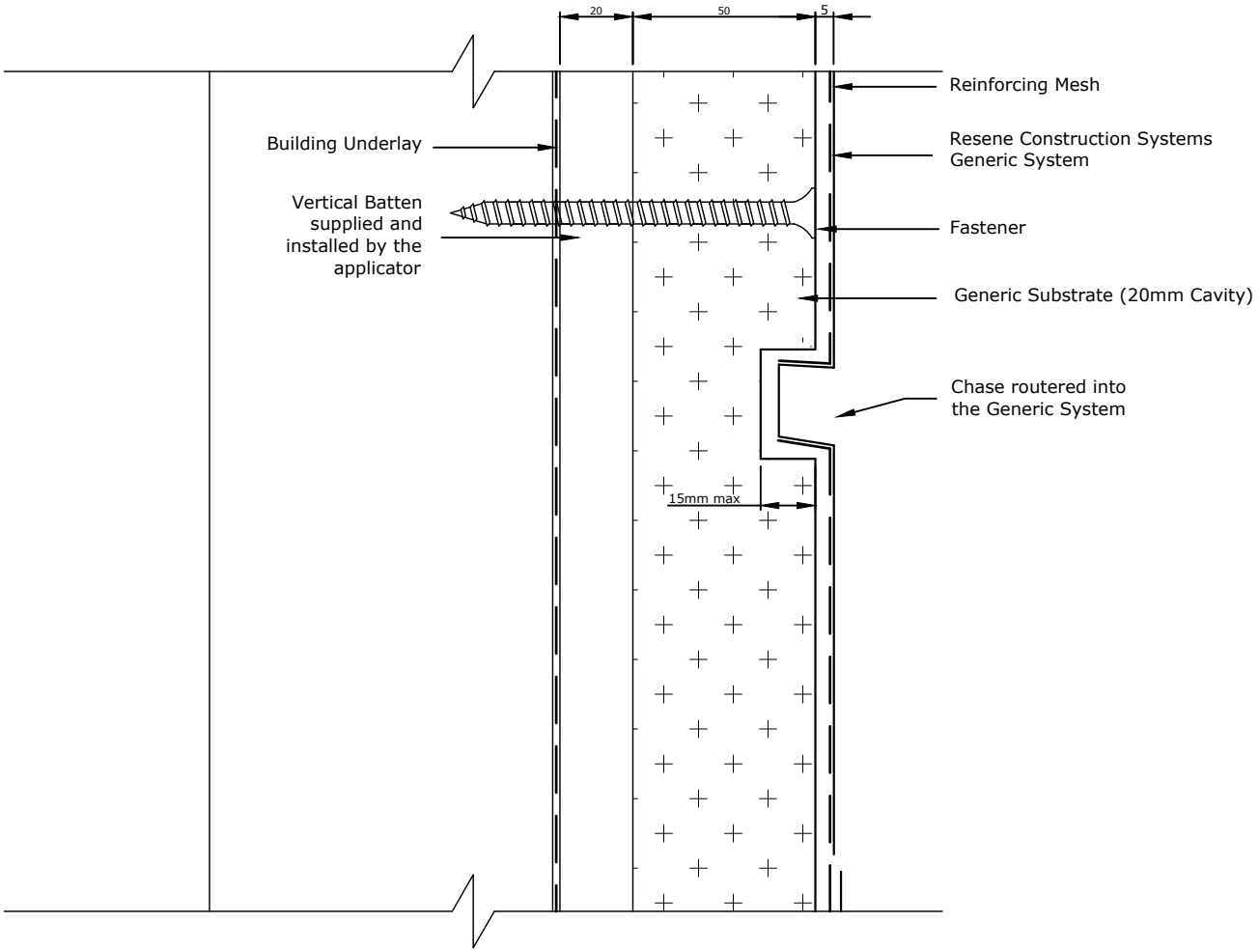

TradeSpec™ and RenderSpec™ are Registered Trademarks, both Documents are available on the Resene Construction Systems

Resene Construction Systems

CONFIDENTIALITY: No part of this publication may be reproduced or transmitted other than the intended use by Resene Construction Systems without written consent from the author.

System
Generic System

Substrate
Generic Substrate (20mm Cavity)

Drawing Name
Rebate

Scale
1 : 2 @ A4

Date
1 November 2017

Sheet
10.12.60

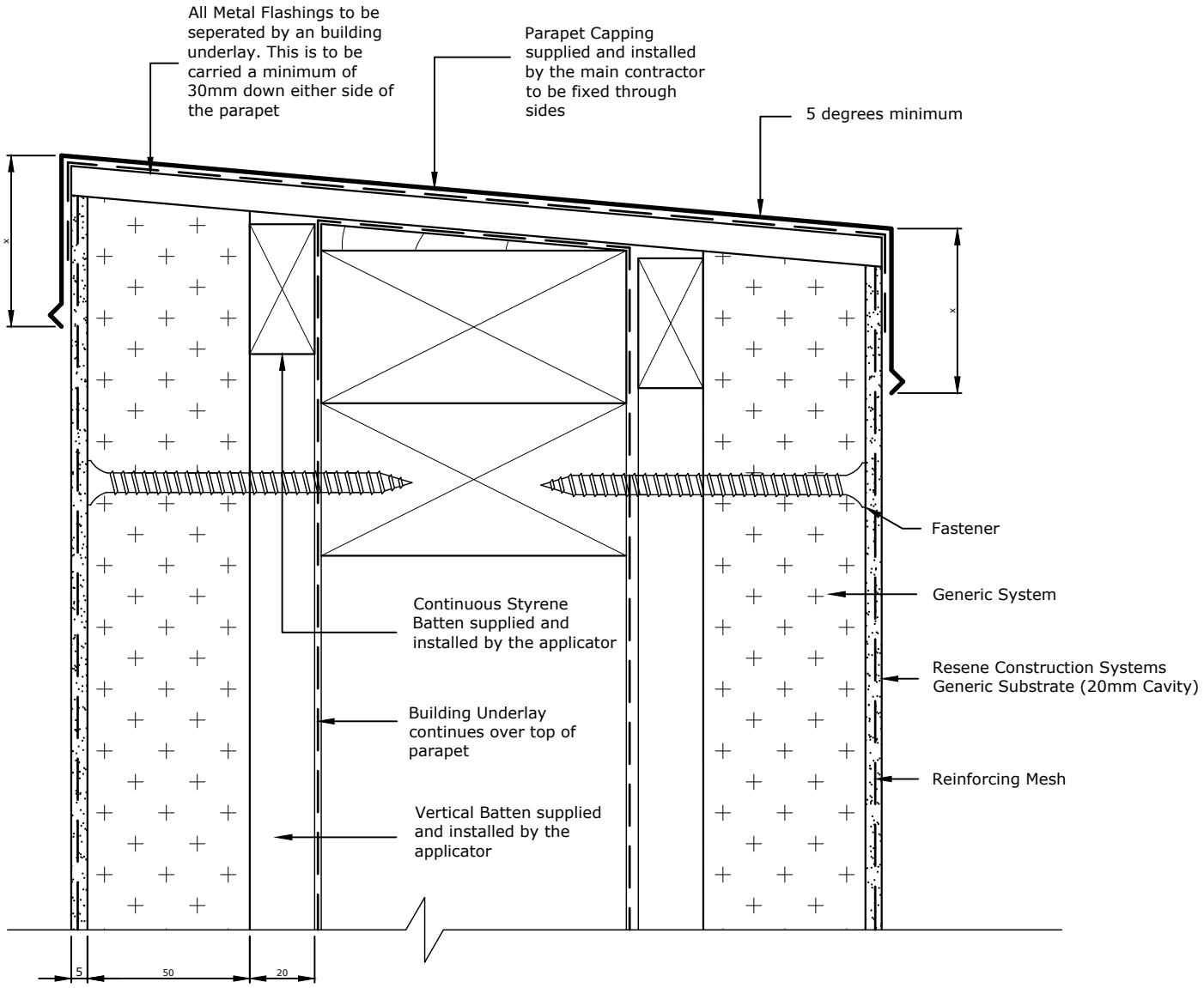

Parapet capping (shown as x) Refer to NZBC E2/AS1 Table 7, 50mm in Low, Medium, High wind zones. 70mm in Very High wind zones. 90mm in Extra High Wind Zone and above

TradeSpec™ and RenderSpec™ are Registered Trademarks, both Documents are available on the Resene Construction Systems website

Resene Construction Systems

CONFIDENTIALITY: No part of this publication may be reproduced or transmitted other than the intended use by Resene Construction Systems without written consent from the author.

System
Generic System

Substrate
Generic Substrate (20mm Cavity)

Drawing Name
Metal Parapet Capping - Option 1

Scale
1 : 2 @ A4

Date
25/10/2019

Sheet
10.13.00

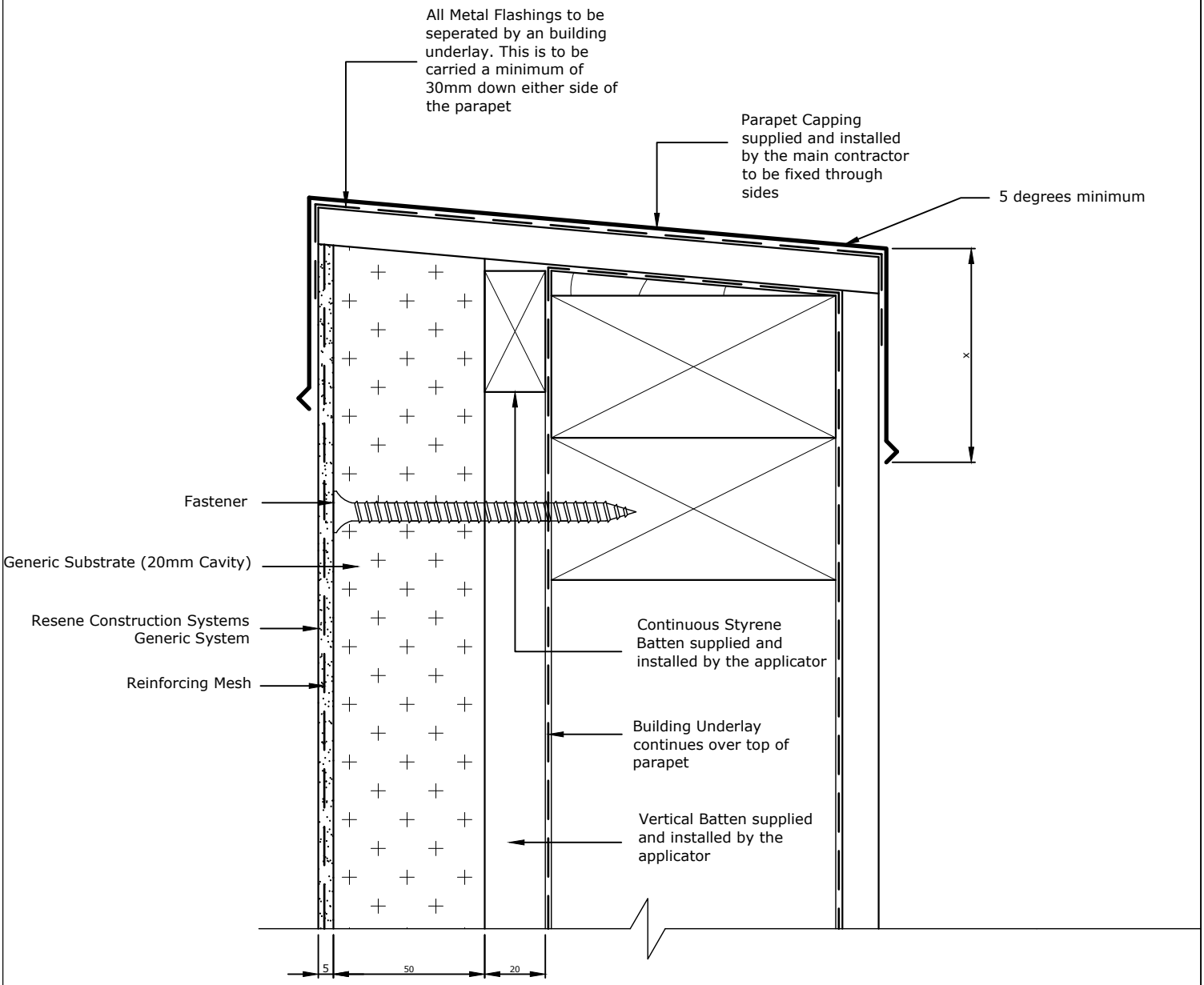

Parapet capping (shown as x) Refer to NZBC E2/AS1 Table 7, 50mm in Low, Medium, High wind zones. 70mm in Very High wind zones. 90mm in Extra High Wind Zone and above

TradeSpec™ and RenderSpec™ are Registered Trademarks, both Documents are available on the Resene Construction Systems

Resene Construction Systems

CONFIDENTIALITY: No part of this publication may be reproduced or transmitted other than the intended use by Resene Construction Systems without written consent from the author.

System
Generic System

Scale
1 : 2 @ A4

Substrate
Generic Substrate (20mm Cavity)

Date
25 October 2019

Drawing Name
Metal Parapet Capping - Option 2

Sheet
10.13.01

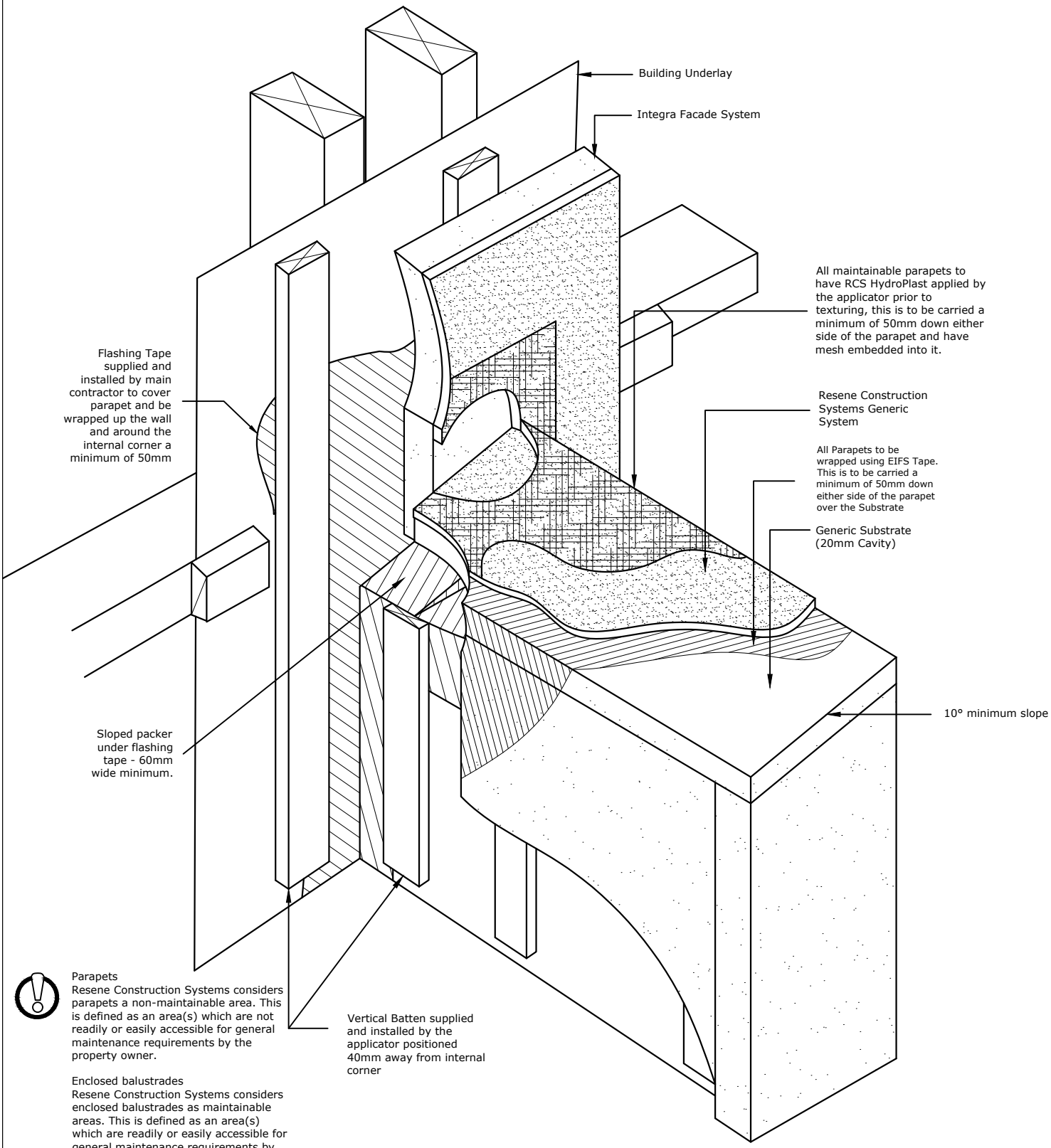

Parapets
Resene Construction Systems considers parapets a non-maintainable area. This is defined as an area(s) which are not readily or easily accessible for general maintenance requirements by the property owner.

Enclosed balustrades
Resene Construction Systems considers enclosed balustrades as maintainable areas. This is defined as an area(s) which are readily or easily accessible for general maintenance requirements by the property owner.

A saddle such as the one above cannot be formed within 150m of a opening

TradeSpec™ and RenderSpec™ are Registered Trademarks, both Documents are available on the Resene Construction Systems website

Resene Construction Systems

CONFIDENTIALITY: No part of this publication may be reproduced or transmitted other than the intended use by Resene Construction Systems without written consent from the author.

System
Generic System

Substrate
Generic Substrate (20mm Cavity)

Drawing Name
Maintainable Balustrade - 3D

Scale
1 : 2 @ A4

Date
1 November 2017

Sheet
10.13.10

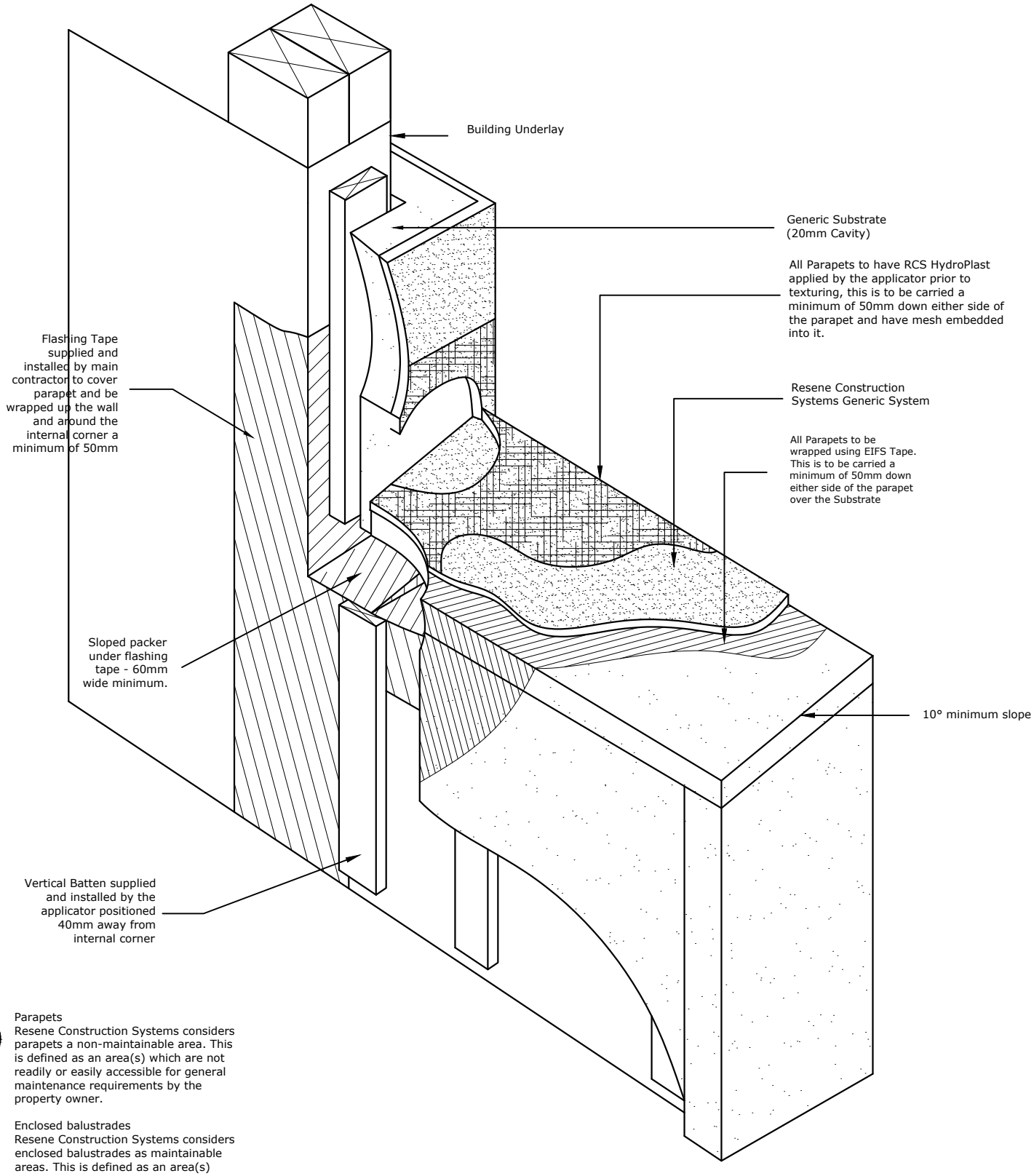

Parapets
Resene Construction Systems considers parapets a non-maintainable area. This is defined as an area(s) which are not readily or easily accessible for general maintenance requirements by the property owner.

Enclosed balustrades
Resene Construction Systems considers enclosed balustrades as maintainable areas. This is defined as an area(s) which are readily or easily accessible for general maintenance requirements by the property owner.

TradeSpec™ and RenderSpec™ are Registered Trademarks, both Documents are available on the Resene Construction Systems

Resene Construction Systems

CONFIDENTIALITY: No part of this publication may be reproduced or transmitted other than the intended use by Resene Construction Systems without written consent from the author.

System
Generic System

Substrate
Generic Substrate (20mm Cavity)

Drawing Name
Maintainable Balustrade (inline wall) - 3D

Scale
1 : 2 @ A4

Date
1 November 2017

Sheet
10.13.11

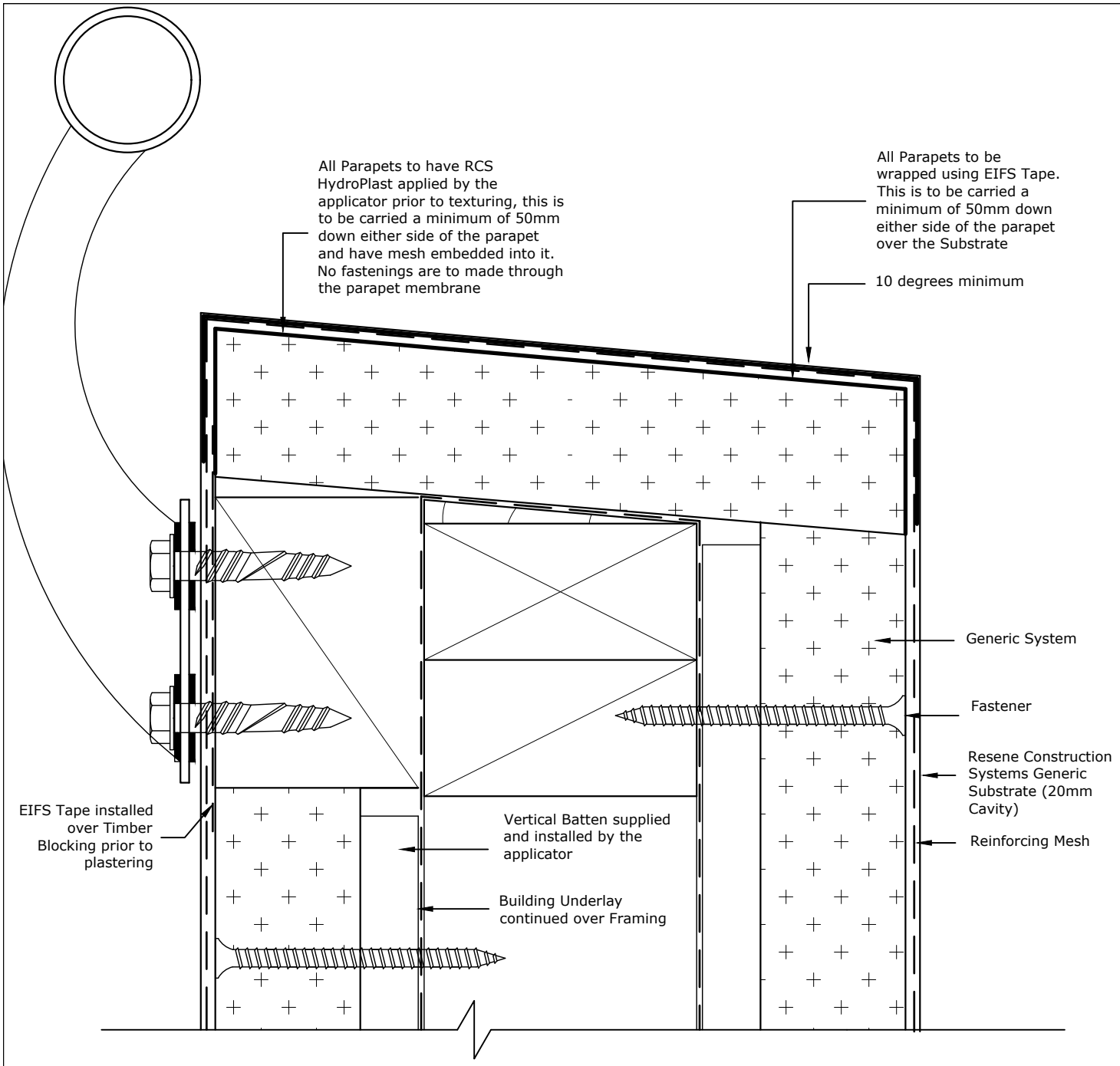

Parapets
Resene Construction Systems considers parapets a non-maintainable area. This is defined as an area(s) which are not readily or easily accessible for general maintenance requirements by the property owner.

Enclosed balustrades
Resene Construction Systems considers enclosed balustrades as maintainable areas. This is defined as an area(s) which are readily or easily accessible for general maintenance requirements by the property owner.

TradeSpec™ and RenderSpec™ are Registered Trademarks, both Documents are available on the Resene Construction Systems website

Resene Construction Systems

CONFIDENTIALITY: No part of this publication may be reproduced or transmitted other than the intended use by Resene Construction Systems without written consent from the author.

System
Generic System

Scale
1 : 2 @ A4

Substrate
Generic Substrate (20mm Cavity)

Date
1 November 2017

Drawing Name
Maintainable Balustrade

Sheet
10.13.12

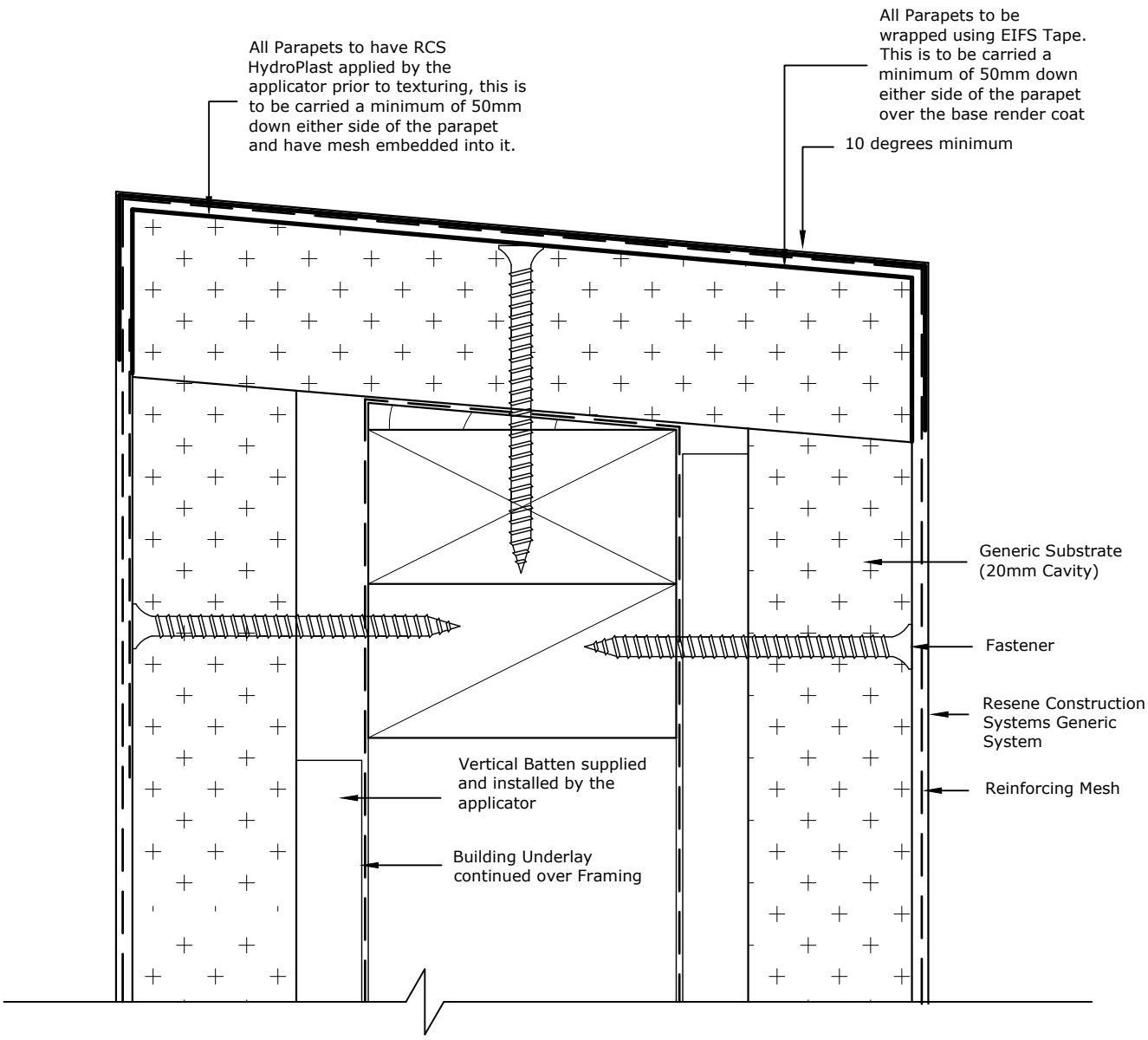

Parapets
Resene Construction Systems considers parapets a non-maintainable area. This is defined as an area(s) which are not readily or easily accessible for general maintenance requirements by the property owner.

Contact Resene Construction Systems to see if this detail is applicable for your project

TradeSpec™ and RenderSpec™ are Registered Trademarks, both Documents are available on the Resene Construction Systems

Resene Construction Systems

CONFIDENTIALITY: No part of this publication may be reproduced or transmitted other than the intended use by Resene Construction Systems without written consent from the author.

System
Generic System

Substrate
Generic Substrate (20mm Cavity)

Drawing Name
Maintainable Parapet

Scale
1 : 2 @ A4

Date
1 November 2017

Sheet
10.13.13

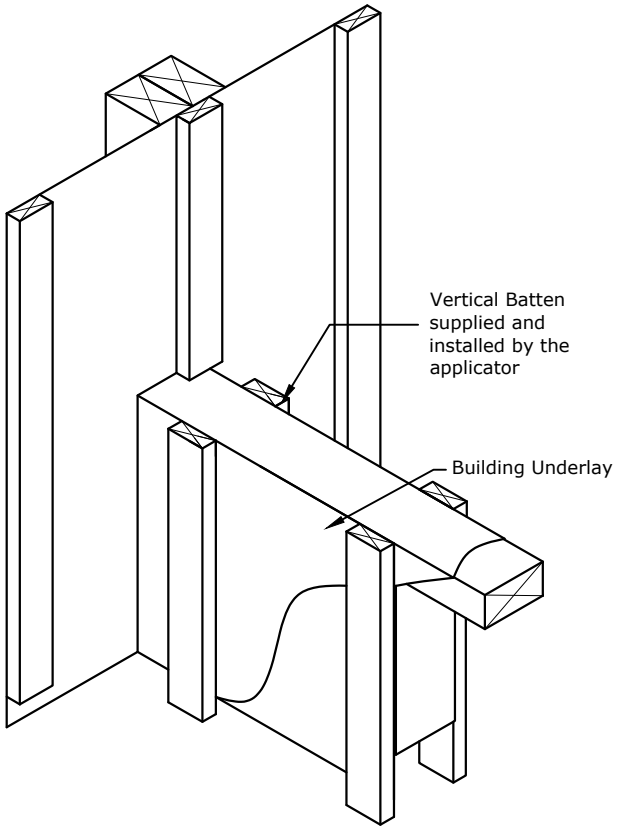

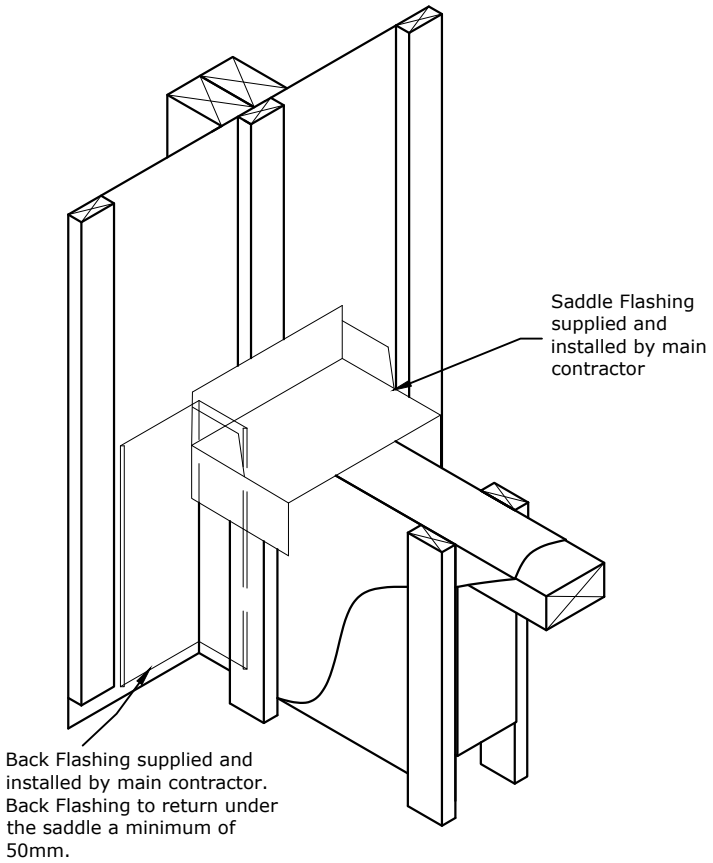

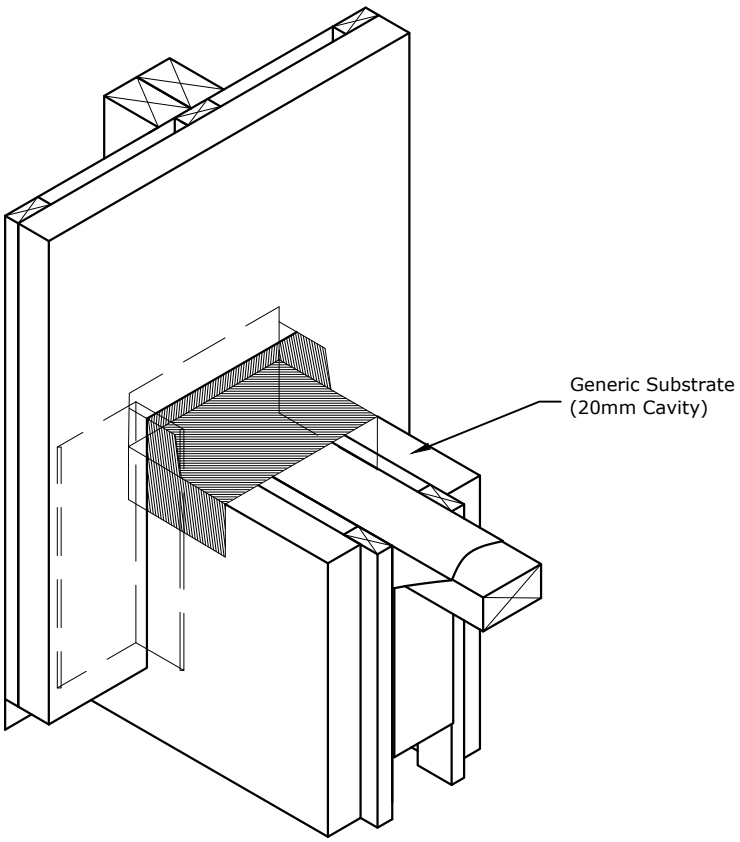

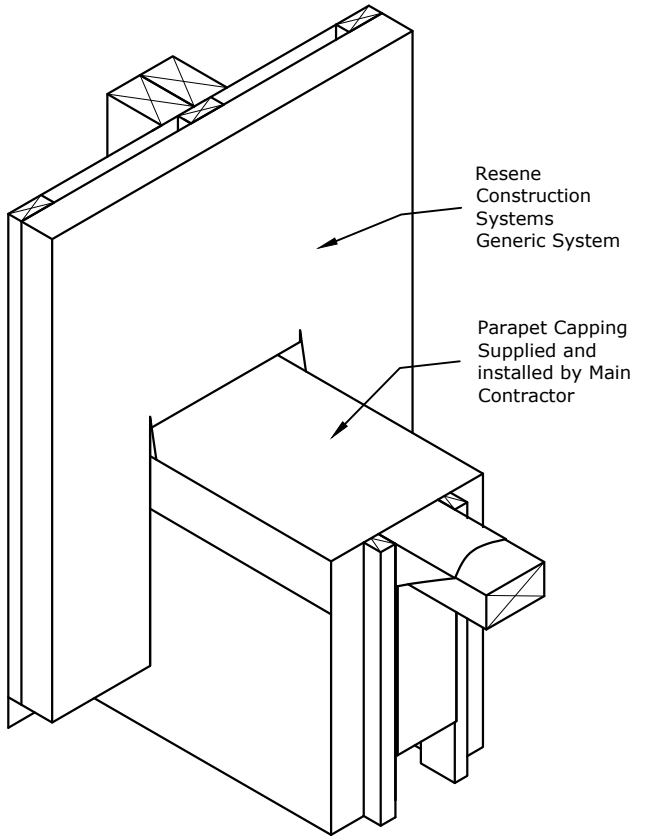

TradeSpec™ and RenderSpec™ are Registered Trademarks, both Documents are available on the Resene Construction Systems website

Resene Construction Systems

CONFIDENTIALITY: No part of this publication may be reproduced or transmitted other than the intended use by Resene Construction Systems without written consent from the author.

System
Generic System

Scale
1 : 2 @ A4

Substrate
Generic Substrate (20mm Cavity)

Date
1 November 2017

Drawing Name
Saddle Flashing (Middle of adjoining wall) - Option 1

Sheet
10.13.21

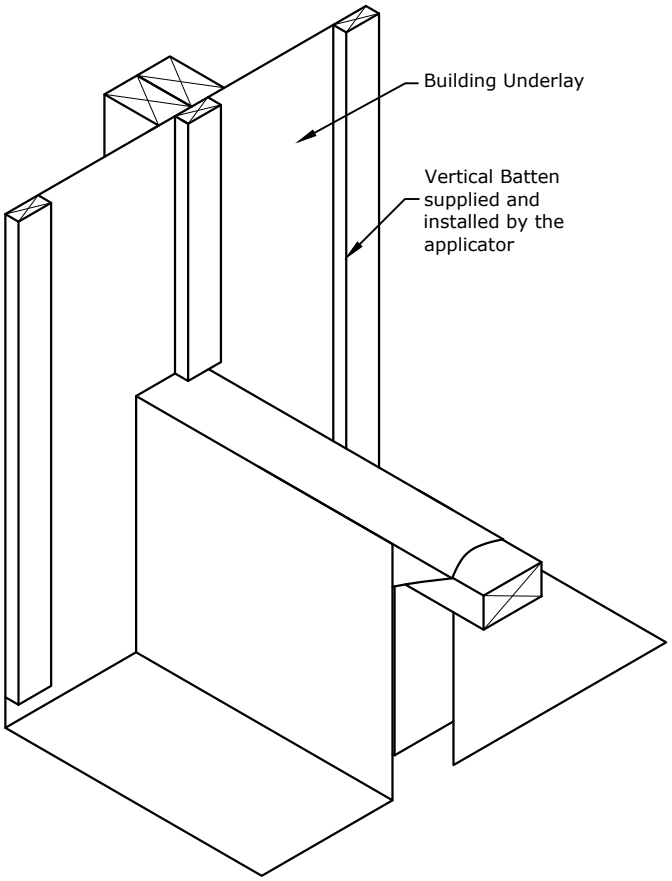

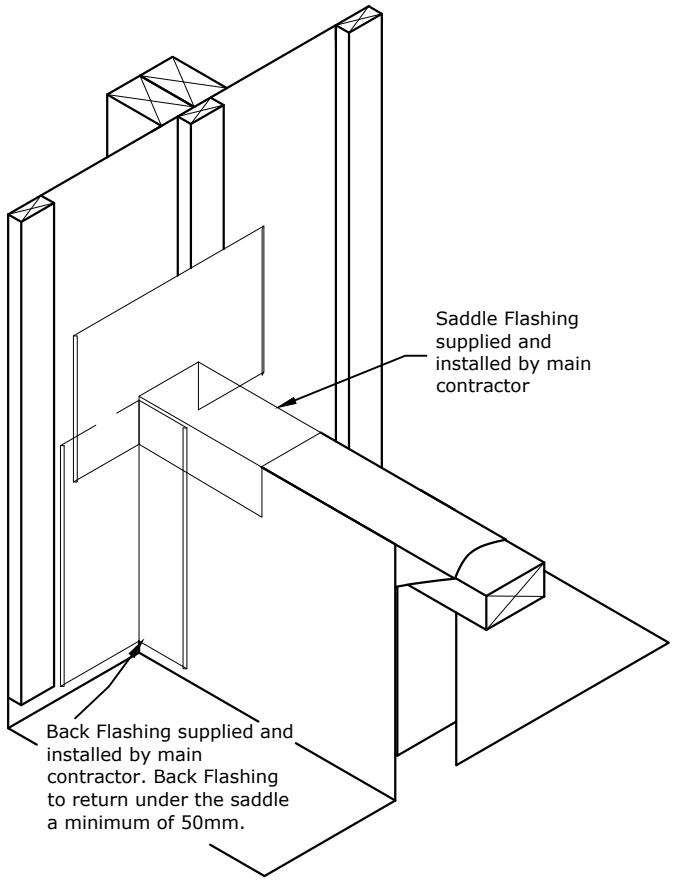

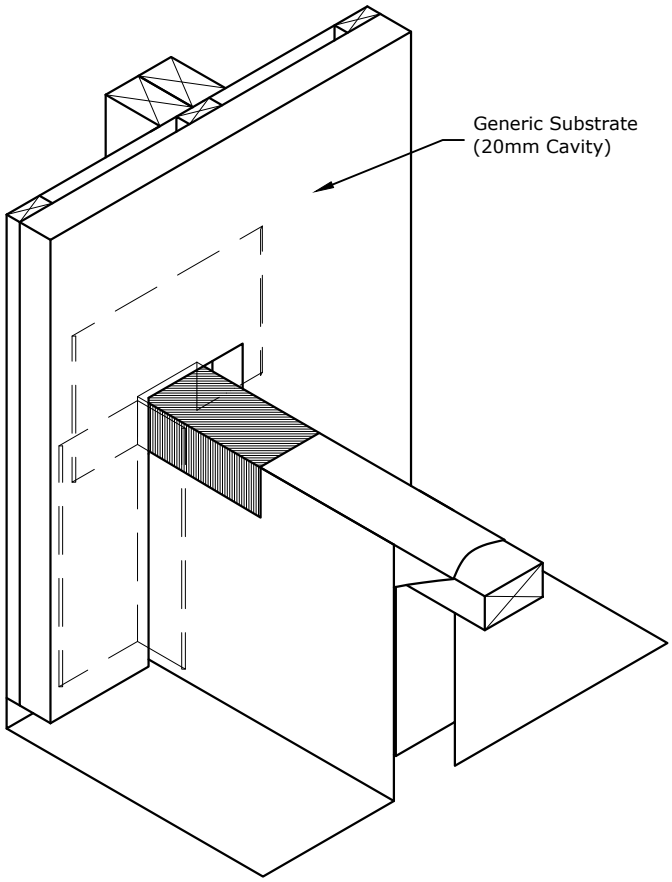

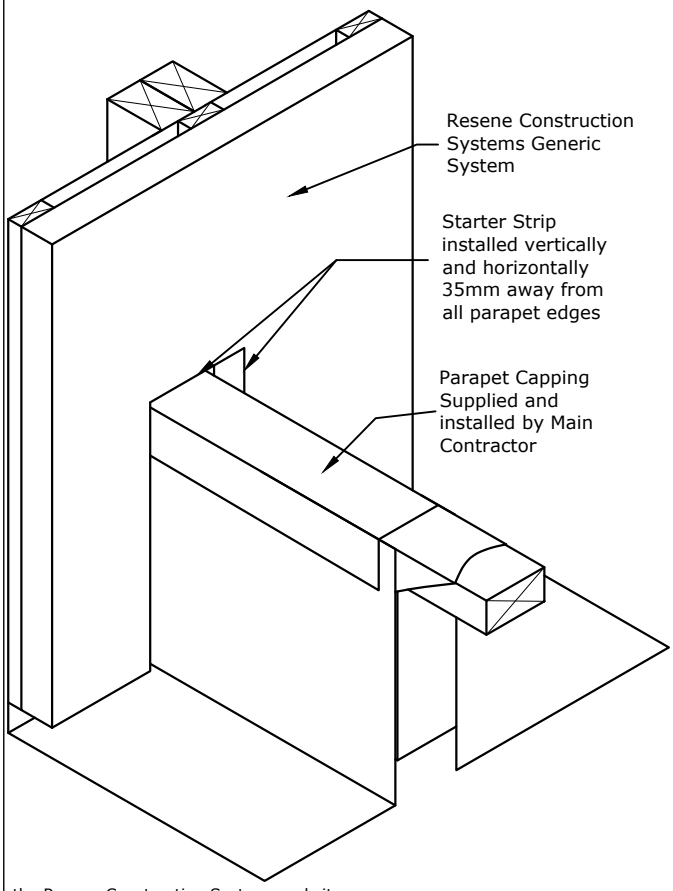

TradeSpec™ and RenderSpec™ are Registered Trademarks, both Documents are available on the Resene Construction Systems website

Resene Construction Systems

CONFIDENTIALITY: No part of this publication may be reproduced or transmitted other than the intended use by Resene Construction Systems without written consent from the author.

System
Generic System

Scale
1 : 2 @ A4

Substrate
Generic Substrate (20mm Cavity)

Date
1 November 2017

Drawing Name
Saddle Flashing (Middle of adjoining wall) - Option 2

Sheet
10.13.22

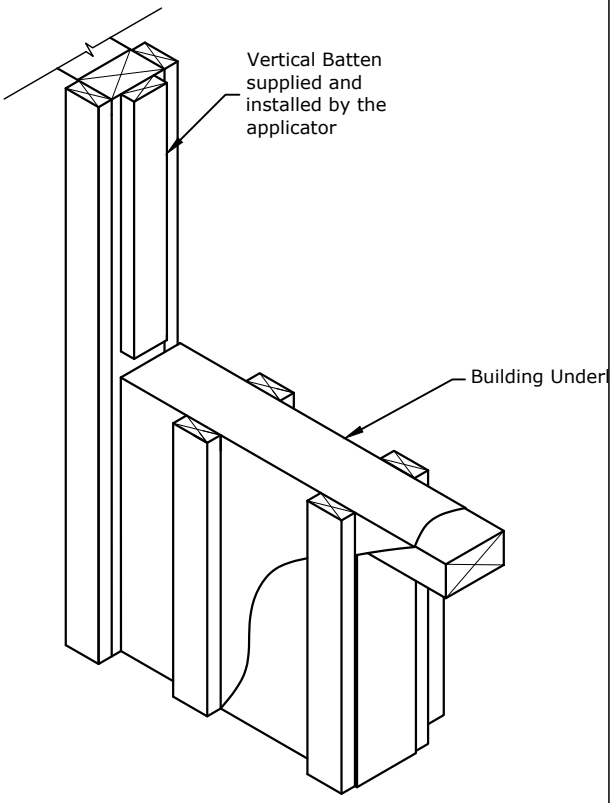

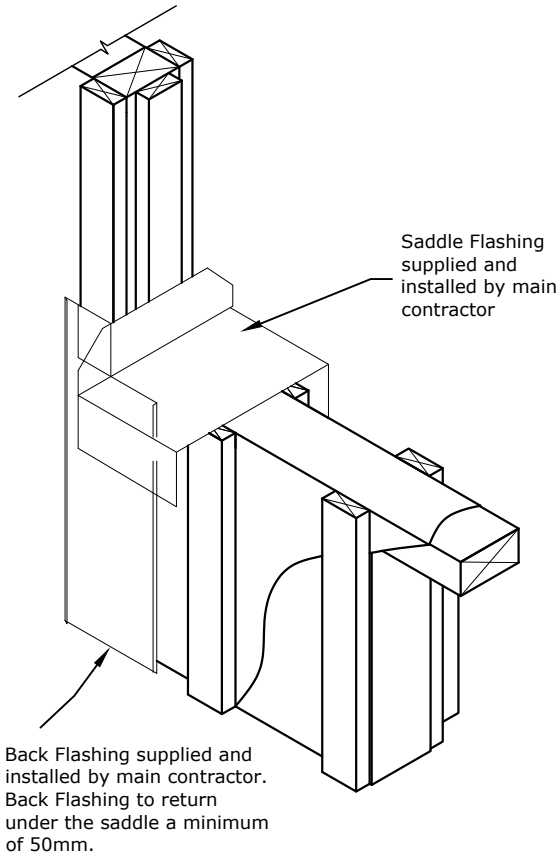

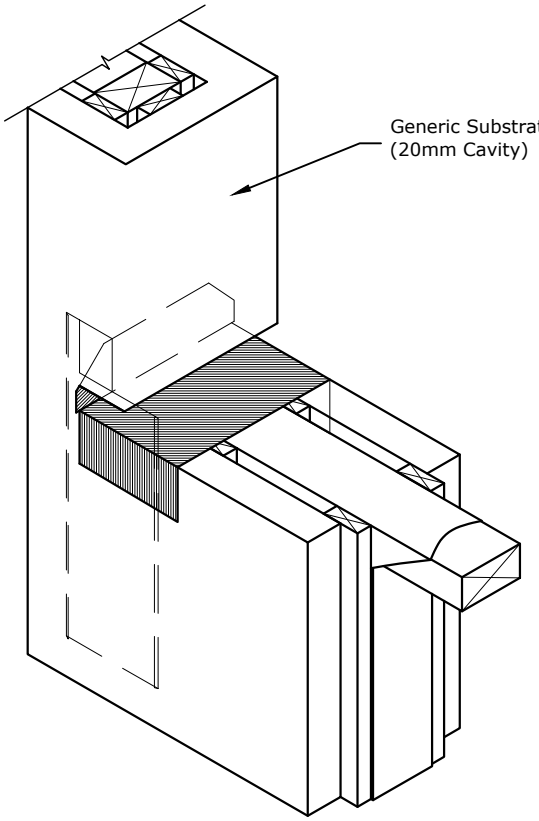

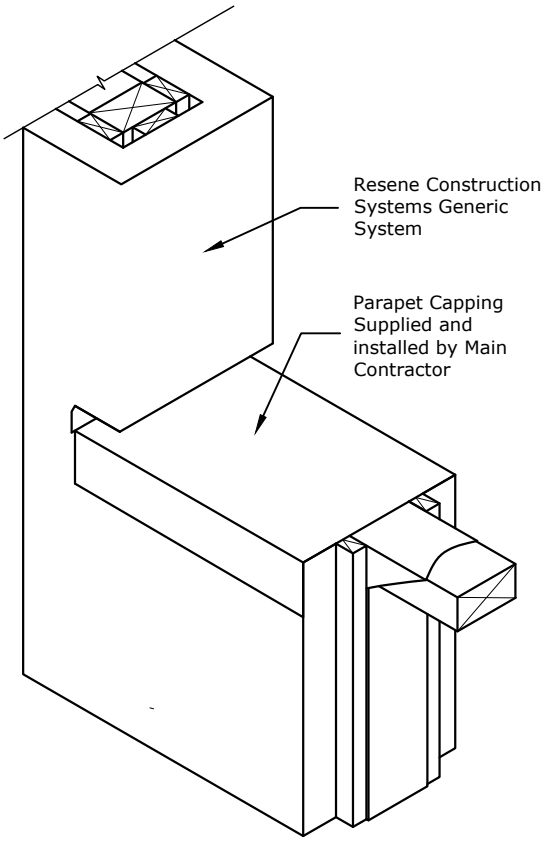

TradeSpec™ and RenderSpec™ are Registered Trademarks, both Documents are available on the Resene Construction Systems website

Resene Construction Systems

CONFIDENTIALITY: No part of this publication may be reproduced or transmitted other than the intended use by Resene Construction Systems without written consent from the author.

System
Generic System

Substrate
Generic Substrate (20mm Cavity)

Drawing Name
Saddle Flashing (Inline Wall)

Scale
1 : 2 @ A4

Date
1 November 2017

Sheet
10.13.23

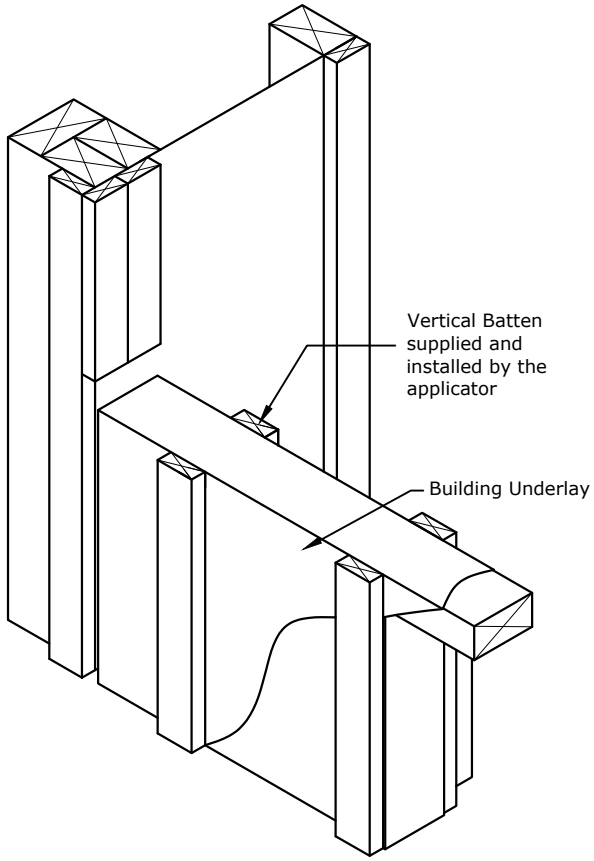

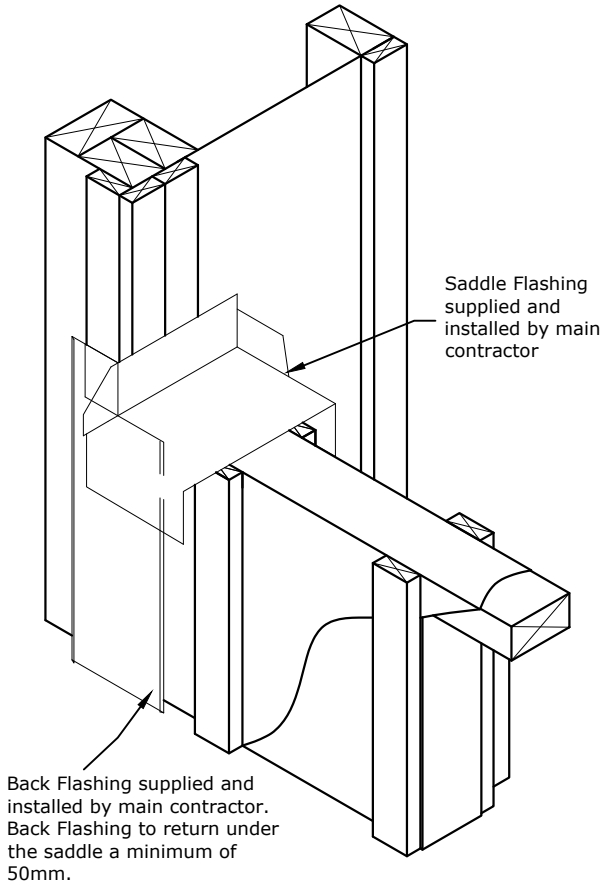

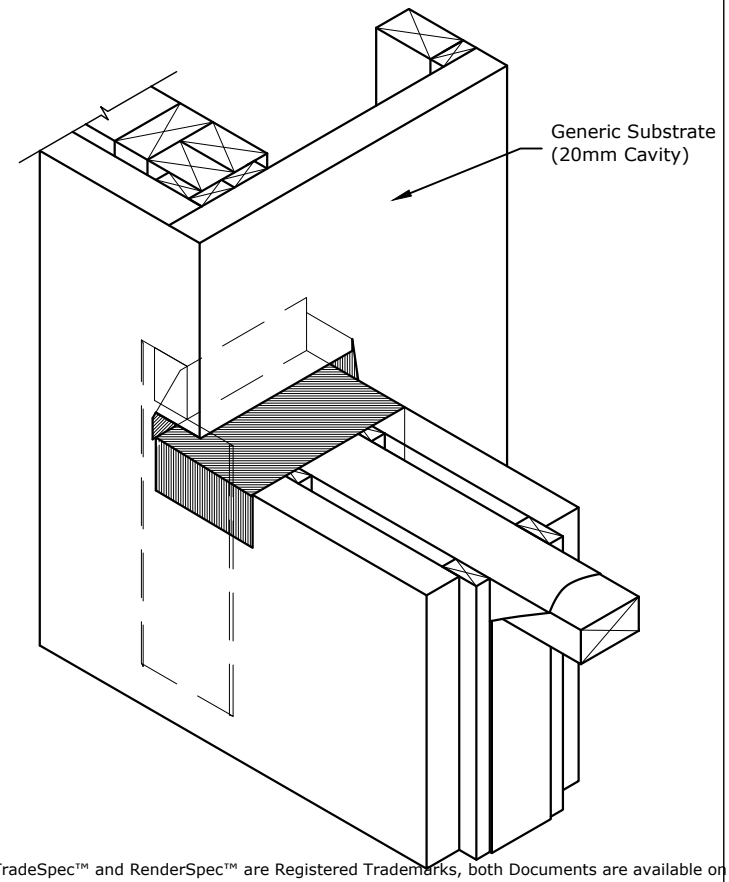

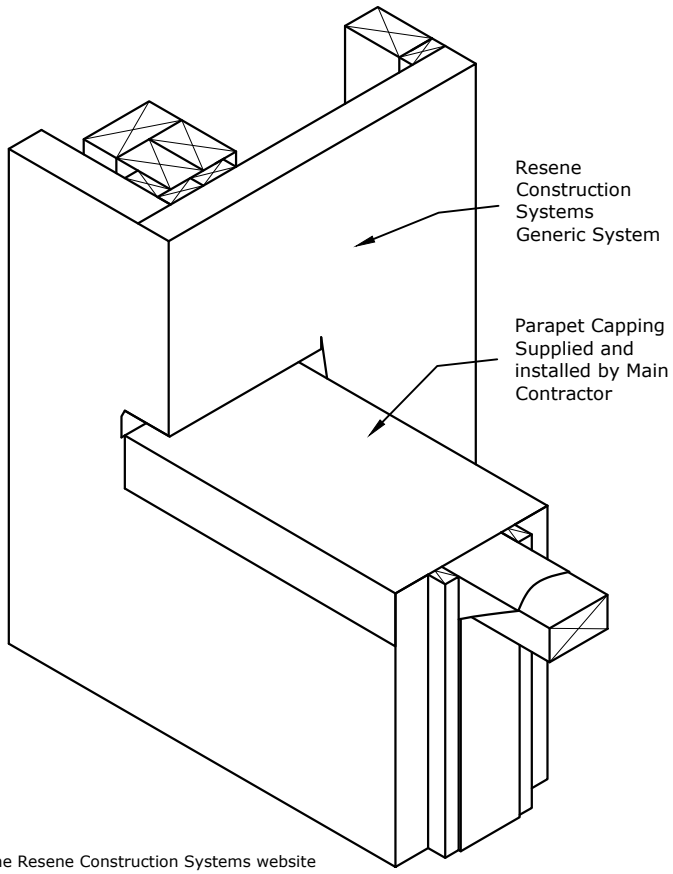

TradeSpec™ and RenderSpec™ are Registered Trademarks, both Documents are available on the Resene Construction Systems website

Resene Construction Systems

CONFIDENTIALITY: No part of this publication may be reproduced or transmitted other than the intended use by Resene Construction Systems without written consent from the author.

System
Generic System

Substrate
Generic Substrate (20mm Cavity)

Drawing Name
Saddle Flashing (Inline end of adjoining wall)

Scale
1 : 2 @ A4

Date
1 November 2017

Sheet
10.13.24

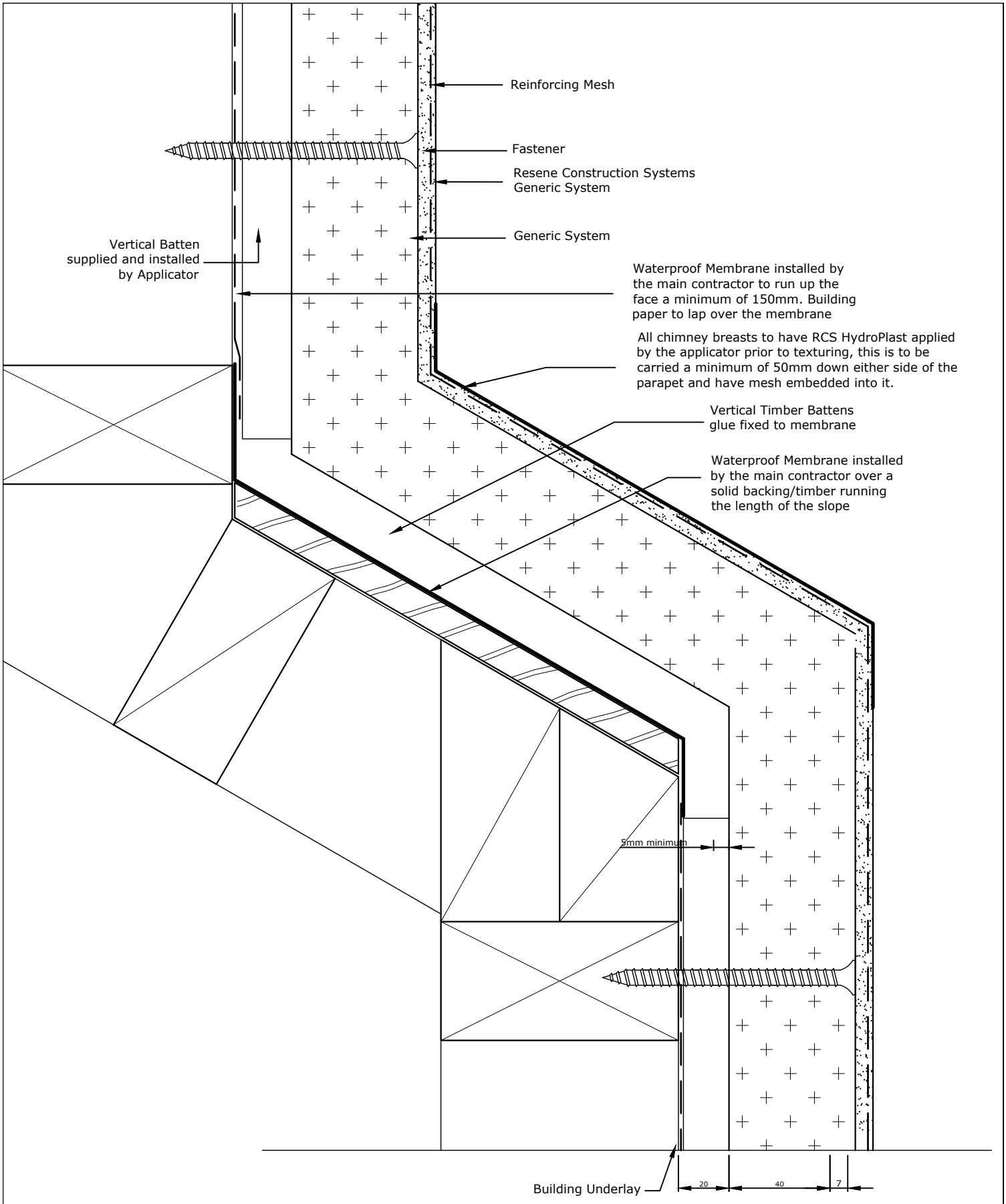

TradeSpec™ and RenderSpec™ are Registered Trademarks, both Documents are available on the Resene Construction Systems

Resene Construction Systems

CONFIDENTIALITY: No part of this publication may be reproduced or transmitted other than the intended use by Resene Construction Systems without written consent from the author.

System
Generic System

Substrate
Generic Substrate (20mm Cavity)

Drawing Name
Chimney Breast

Scale
1 : 2 @ A4

Date
26 June 2020

Sheet
10.13.30

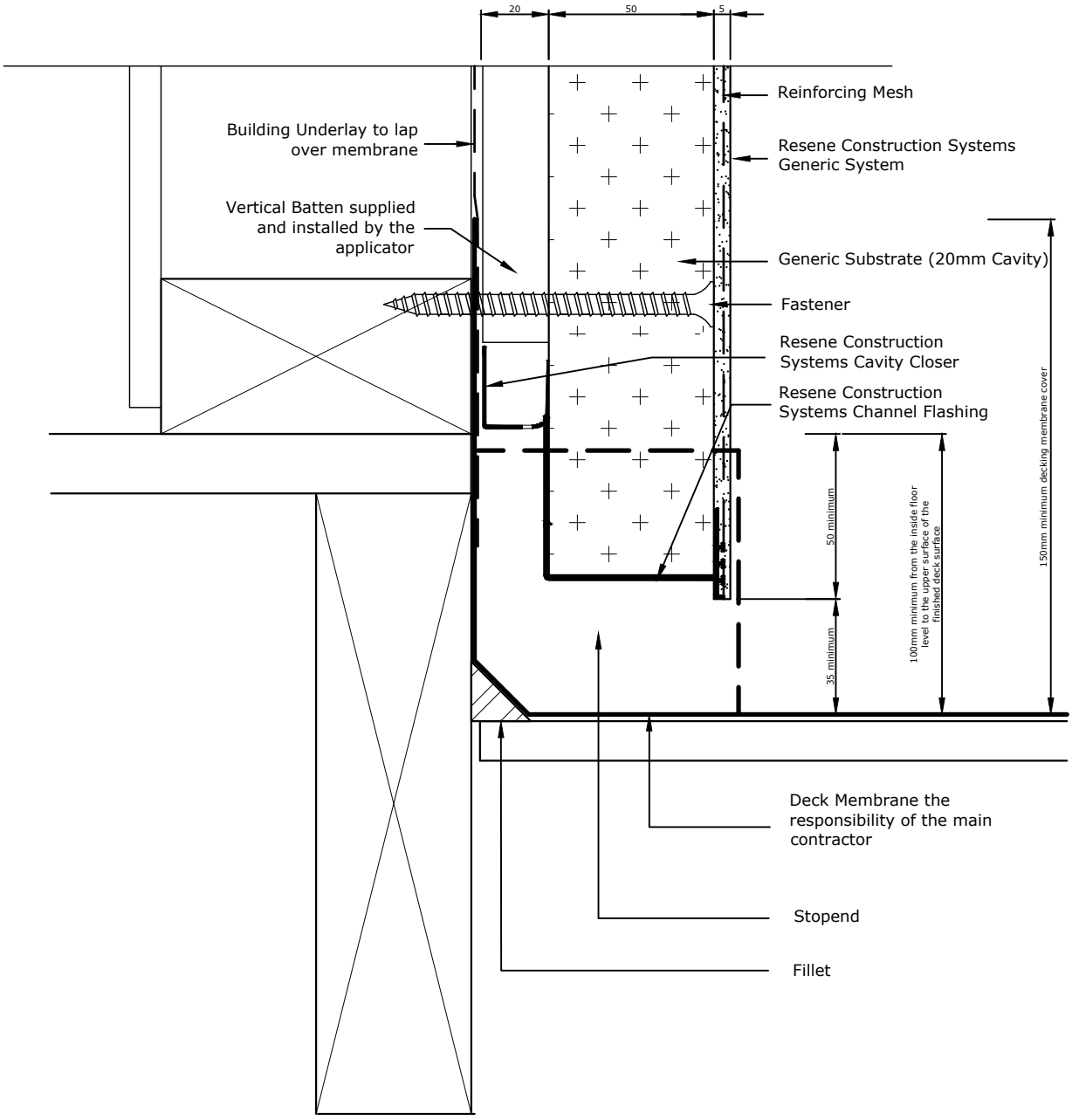

Refer RCS TradeSpec™ Document 1.2 for information on Ground Clearances

TradeSpec™ and RenderSpec™ are Registered Trademarks, both Documents are available on the Resene Construction Systems website

Resene Construction Systems

CONFIDENTIALITY: No part of this publication may be reproduced or transmitted other than the intended use by Resene Construction Systems without written consent from the author.

System
Generic System

Substrate
Generic Substrate (20mm Cavity)

Drawing Name
Deck Clearance

Scale
1 : 2 @ A4

Date
1 October 2019

Sheet
10.14.00

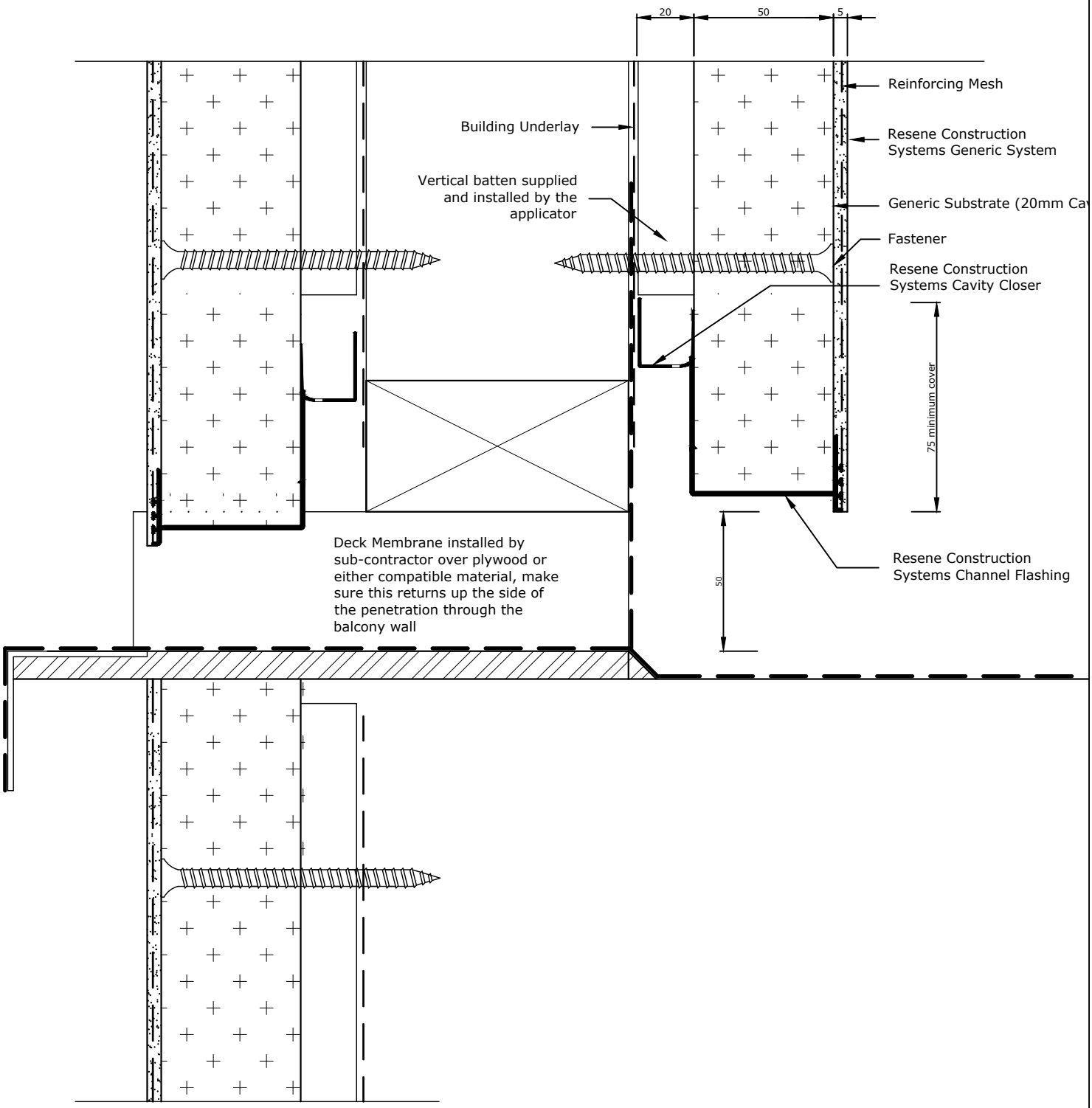

TradeSpec™ and RenderSpec™ are Registered Trademarks, both Documents are available on the Resene Construction Systems website

Resene Construction Systems

CONFIDENTIALITY: No part of this publication may be reproduced or transmitted other than the intended use by Resene Construction Systems without written consent from the author.

System
Generic System

Substrate
Generic Substrate (20mm Cavity)

Drawing Name
Deck Drainage - Overflow

Scale
1 : 2 @ A4

Date
1 October 2019

Sheet
10.14.10

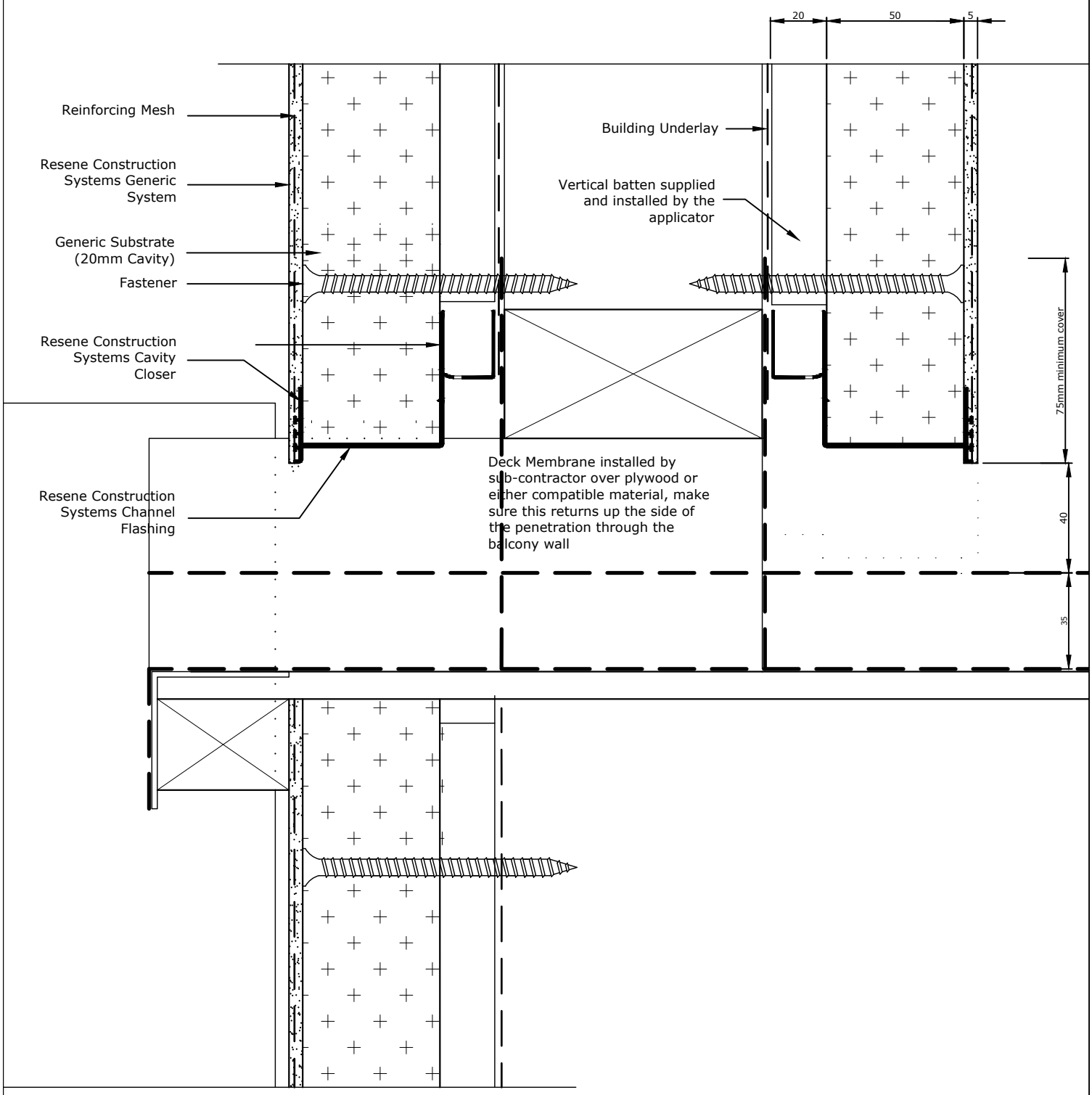

TradeSpec™ and RenderSpec™ are Registered Trademarks, both Documents are available on the Resene Construction Systems

Resene Construction Systems

CONFIDENTIALITY: No part of this publication may be reproduced or transmitted other than the intended use by Resene Construction Systems without written consent from the author.

System
Generic System

Scale
1 : 2 @ A4

Substrate
Generic Substrate (20mm Cavity)

Date
1 October 2019

Drawing Name
Deck Drainage - Rainwater Head

Sheet
10.14.11

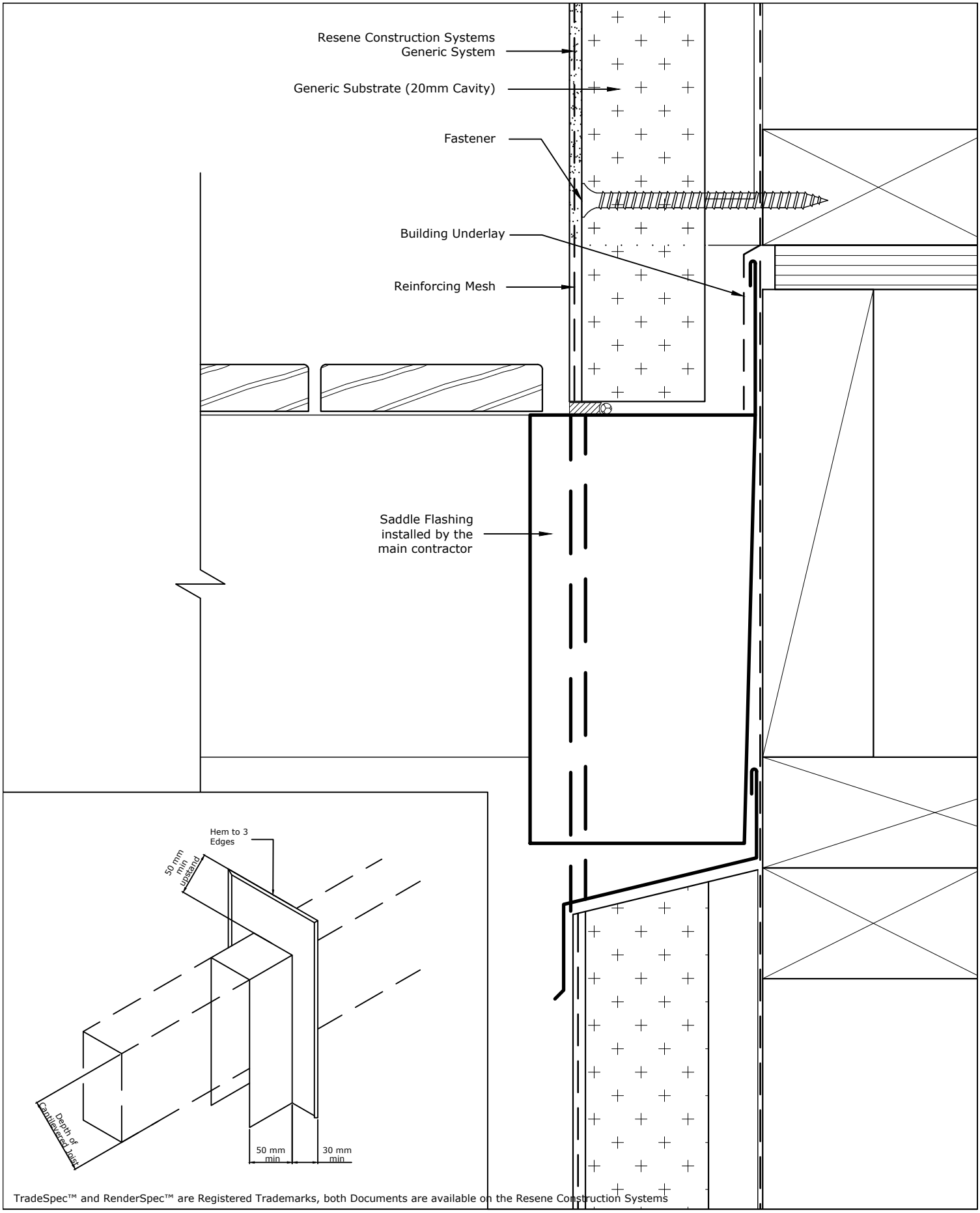

TradeSpec™ and RenderSpec™ are Registered Trademarks, both Documents are available on the Resene Construction Systems

Resene Construction Systems

CONFIDENTIALITY: No part of this publication may be reproduced or transmitted other than the intended use by Resene Construction Systems without written consent from the author.

System
Generic System

Substrate
Generic Substrate (20mm Cavity)

Drawing Name
Cantilevered Slatted Deck

Scale
1 : 2 @ A4

Date
1 November 2017

Sheet
10.14.20

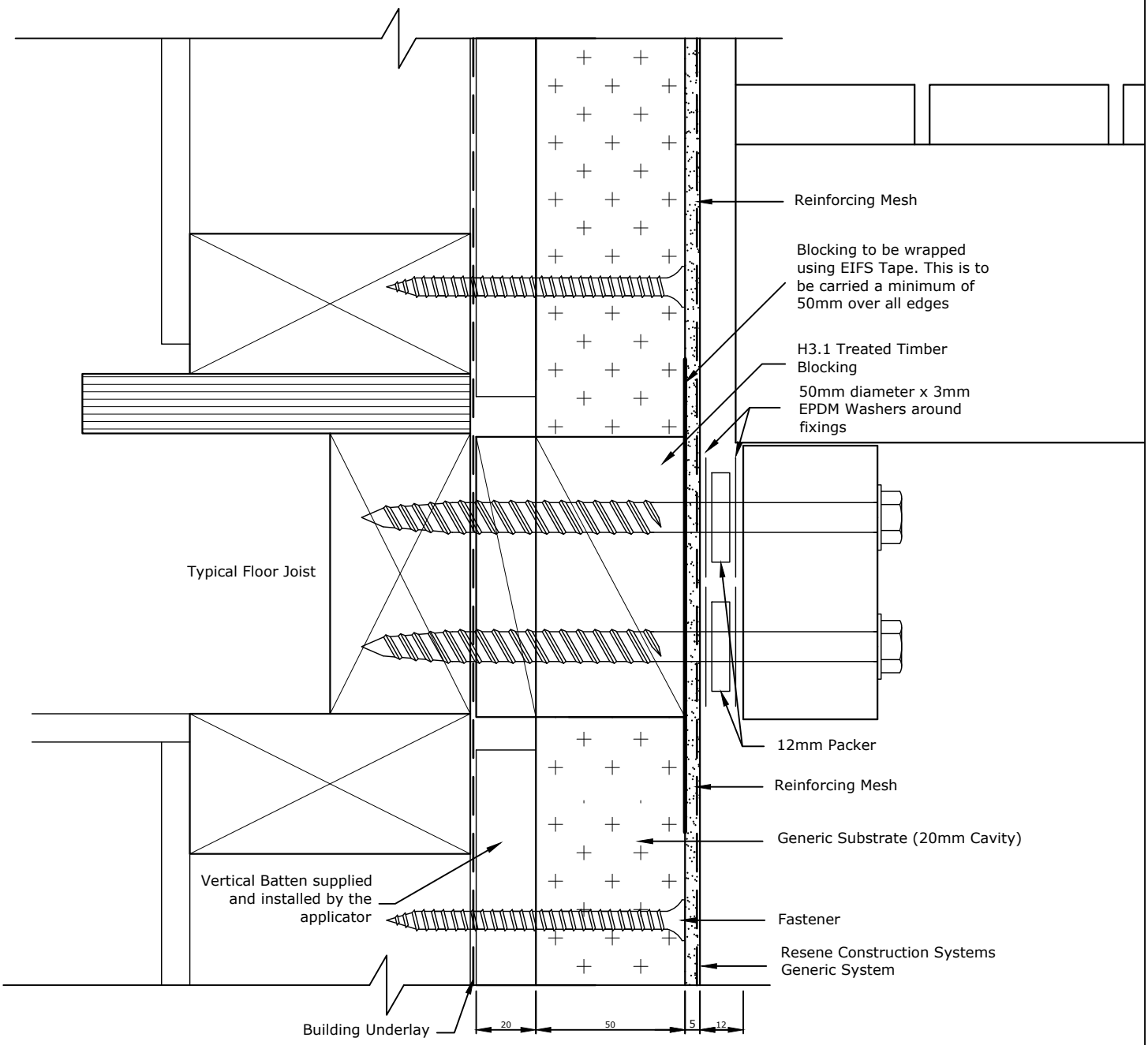

Engineer may need to be consulted to verify the fixing mechanism/bolts can support the intended weight

TradeSpec™ and RenderSpec™ are Registered Trademarks, both Documents are available on the Resene Construction Systems website

Resene Construction Systems

CONFIDENTIALITY: No part of this publication may be reproduced or transmitted other than the intended use by Resene Construction Systems without written consent from the author.

System
Generic System

Substrate
Generic Substrate (20mm Cavity)

Drawing Name
Non-Cantilevered Slatted Deck

Scale
1 : 2 @ A4

Date
1 November 2017

Sheet
10.14.21

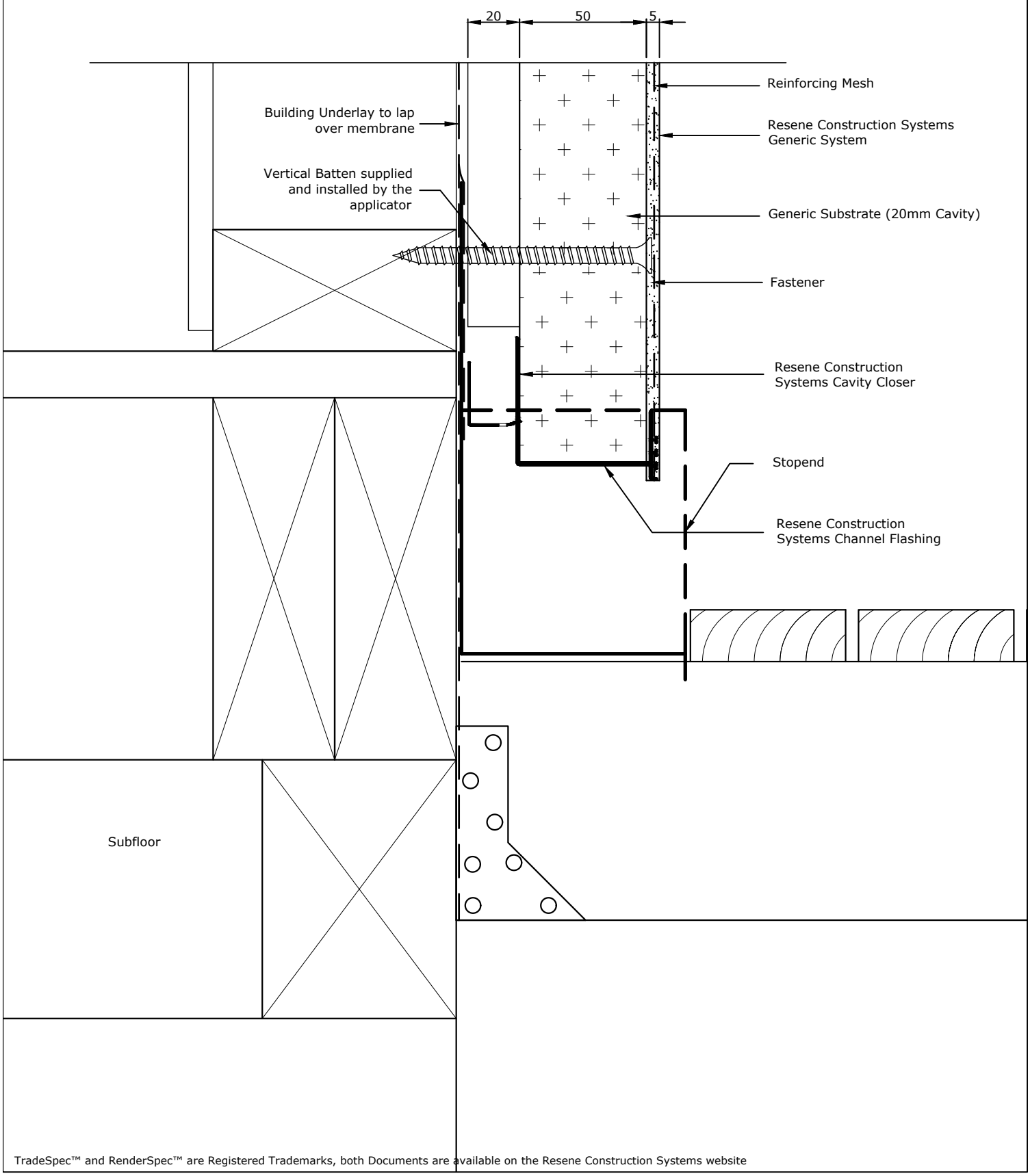

TradeSpec™ and RenderSpec™ are Registered Trademarks, both Documents are available on the Resene Construction Systems website

Resene Construction Systems

CONFIDENTIALITY: No part of this publication may be reproduced or transmitted other than the intended use by Resene Construction Systems without written consent from the author.

System
Generic System

Substrate
Generic Substrate (20mm Cavity)

Drawing Name
Deck Detail above sub-floor

Scale
1 : 2 @ A4

Date
1 October 2019

Sheet
10.14.22

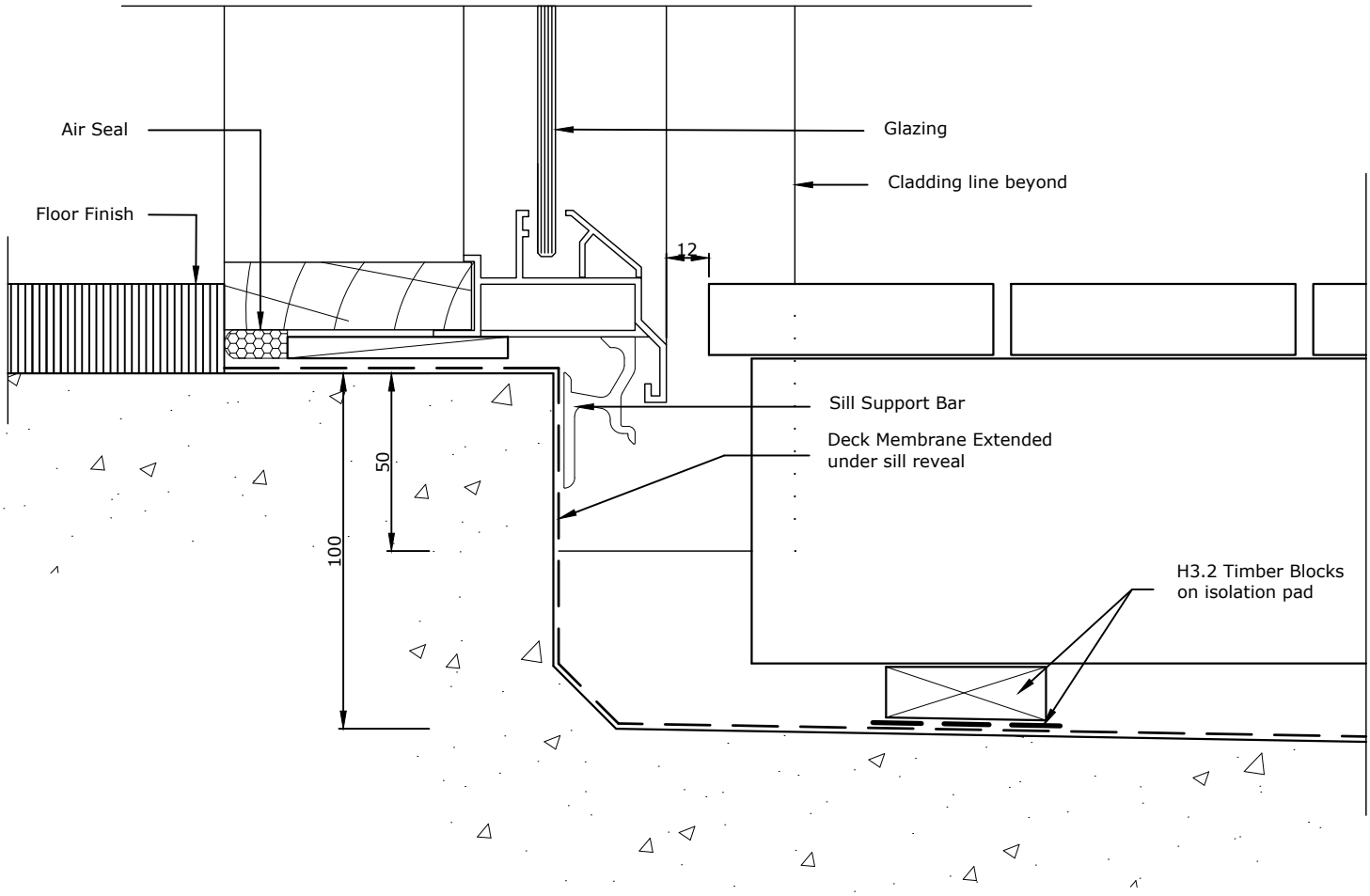

TradeSpec™ and RenderSpec™ are Registered Trademarks, both Documents are available on the Resene Construction Systems

Resene Construction Systems

CONFIDENTIALITY: No part of this publication may be reproduced or transmitted other than the intended use by Resene Construction Systems without written consent from the author.

System
Generic System

Substrate
Generic Substrate (20mm Cavity)

Drawing Name
Enclosed Deck

Scale
1 : 2 @ A4

Date
1 November 2017

Sheet
10.14.23